



EUSTON TOWER

Daylight, Sunlight and Overshadowing Report

December 2023



EUSTON TOWER

DAYLIGHT, SUNLIGHT & OVERSHADOWING REPORT

CLIENT: BRITISH LAND PROPERTY MANAGEMENT LIMITED

DATE : DECEMBER 2023

VERSION : V1

PROJECT : P2193

Point 2 Surveyors Limited,
17 Slingsby Place,
London, WC2E 9AB

0207 836 5828
point2.co.uk



Contents

1	Introduction.....	3
2	Assessment Methodology.....	4
3	Relevant Planning Policy	8
4	The Existing Site.....	9
5	Proposed Development	10
6	Daylight and Sunlight to Neighbouring Properties.....	11
7	Overshadowing of External Amenity Spaces	22
8	Summary and Conclusions	25

Appendices

- Appendix 1:** Existing and Proposed Drawings
- Appendix 2:** External Daylight and Sunlight Results
- Appendix 3:** External Daylight and Sunlight Results – Without Balconies
- Appendix 4:** Sun on Ground (Overshadowing) Results

1 Introduction

- 1.1 Point 2 have been appointed by British Land Property Management Limited (hereafter British Land) to undertake daylight, sunlight and overshadowing analysis for the Proposed Development of Euston Tower, London, NW1 3DP (the 'Site'). This analysis has been undertaken to determine how the scheme affects the amenity to the surrounding residential properties.
- 1.2 This application seeks planning permission for the *"Redevelopment of Euston Tower, including the partial retention (retention of existing core, foundations and basement), disassembly, reuse and extension of the existing building, to provide a 32-storey building for use as offices and research and development floorspace (Class E(g)) and office, retail, café and restaurant space (Class E) and learning and community space (Class F) at ground, first and second floors, and associated external terraces. Provision of public realm enhancements, including new landscaping, and provision of new publicly accessible steps and ramp. Provision of short and long stay cycle storage, servicing, refuse storage, plant and other ancillary and associated works"* (The 'Proposed Development').
- 1.3 The analysis has been undertaken in accordance with the advice and recommendations set out in the BRE Guidelines 'Site Layout Planning for Daylight and Sunlight: A Guide to Good Practice' Third Edition (2022).
- 1.4 The calculations within this report are based on a 3D contextual model created from point cloud data, this was carried out by Plowman Craven, and site photographs alongside the submitted drawings that have been prepared by 3XN (The Architect).

Sources of Information

- 1.5 In the process of compiling this report, the following sources of information have been used:

Plowman Craven
Point Cloud Data

Point 2
Site Photographs

3XN.dk
Proposed Info (received 26/09/2023)
EST-3XN-IN-XX-M3-A-SKETCH.rvt

Valuation Office Agency
Property uses

London Borough of Camden
Neighbouring internal layouts (where available)

Real Estate Agency
Floorplans and pictures

2 Assessment Methodology

2.1 It is common practice to assess daylight and sunlight by reference to the guidelines set out in the 2022 Building Research Establishment (BRE) Report 'Site layout planning for daylight and sunlight - A guide to good practice' by Paul Littlefair (the 'BRE Guidelines'). This document is widely accepted by planning authorities as the means by which to assess the effects of development on the daylight and sunlight enjoyed by neighbouring buildings. It is also used to assess daylight and sunlight within new development.

2.2 The BRE Guidelines is a document that is applied across the country. Due to its national application, the framework for designers, practitioners, and planning officials to refer to is somewhat of a 'one size fits all' approach to the assessment of daylight and sunlight. Theoretically, the methodology and subsequent technical specification offered by the BRE Guidelines is applicable to all manner of built environments, ranging from villages to dense city centres, to areas where significant regeneration is taking place (such as opportunity areas in town centre locations). Notwithstanding the stark disparity between these environments, the suggested target daylight and sunlight values remain consistent despite a suburban setting having very little in common with inner urban locations.

2.3 The BRE Guidelines repeatedly emphasise to the user, whether that be designers, consultants or planning officials, to apply the guidelines in a manner that is appropriate for a particular situation. For example, in the introductory summary it states:

*"This guide as a comprehensive revision of the 2011 edition of site layout planning for daylight and sunlight. It is **purely advisory and the numerical target values within it may be varied to meet the needs of the development and its location.** Appendix F explains how this can be done in a logical way while retaining consistency with the British Standard Recommendations on interior lighting."*

2.4 In Section 1: Introduction, at paragraph 1.6 it states:

*"the guide is intended for building designers and their clients, consultants and planning officials. **The advice given here is not mandatory** and the guide should not be seen as an instrument of planning policy; its aim is to help rather than constrain the designer. **Although it gives numerical guidelines, these should be interpreted flexibly** since natural lighting is only one of the many factors in site layout design. **In special circumstances the developer or planning authority may wish to use different target values. For example, in historic city centres or in an area with modern high-rise buildings, a higher degree of obstruction may be unavoidable if new developments are to match the height and proportions of existing buildings.**"*

2.5 At paragraph 2.2.3 (Existing Buildings), it states;

*"**Note that the numerical values given here are purely advisory.** Different criteria may be used based on the requirement for daylighting viewed against other site layout constraints. Another important issue is whether the existing building is itself a good neighbour, standing a reasonable distance from the boundary and taking no more than its fair share of light. Appendix F gives further guidance"*

2.6 In Appendix F it states at section F1:

*“Sections 2.1 and 2.2 and 2.3 give numerical target values in assessing how much light from the sky is blocked by obstructing buildings. **These values are purely advisory and different targets may be used on special requirements of the proposed development or its location.**”*

2.7 It is clear that the numerical values offered by the BRE as targets are not mandatory and that a practical application of the target values is required. Where appropriate, the BRE Guidelines promote the use of alternative target values to those discussed in the main body of the document.

2.8 In relation to the properties surrounding a site, usually the local planning authority will only be concerned with the impact to main habitable accommodation (i.e. living rooms, bedrooms and kitchens) within residential properties. Commercial buildings as well as non-habitable rooms such as bathrooms and hallways have not been considered within this report.

2.9 To determine whether a neighbouring existing building may be adversely affected, the initial test provided by the BRE is to establish if any part of the proposal subtends an angle of more than 25° from the lowest window serving the existing building. If this is the case then there may be an adverse effect, and more detailed calculations are required to quantify the extent of any impact.

2.10 The BRE Guidelines provide two principal measures of daylight for assessing the impact on properties neighbouring a site, namely Vertical Sky Component (VSC) and No-Sky Line (NSL).

2.11 For sunlight, we examine the Annual Probable Sunlight Hours (APSH) and in relation to sunlight amenity to gardens and amenity spaces, we apply the quantitative BRE overshadowing guidance.

2.12 These measures of daylight and sunlight are discussed in the following paragraphs -

Diffuse Daylight

2.13 **Vertical Sky Component (VSC)** – VSC is a measure of the direct skylight reaching a point from an overcast sky. It is the ratio of the illuminance at a point on a given vertical plane to the illuminance at a point on a horizontal plane due to an unobstructed sky.

2.14 For existing buildings, the BRE guideline is based on the loss of VSC at a point at the centre of a window, on the outer plane of the wall.

2.15 The BRE guidelines state that if the VSC at the centre of a window is less than 27%, and it is less than 0.8 times its former value (i.e. the proportional reduction is greater than 20%), then the reduction in skylight will be noticeable, and the existing building may be adversely affected.

- 2.16 Where there are multiple windows serving a room, an overall VSC can be derived by weighting the VSC for each window in accordance with its window area. This method should not be used where the windows are more than 5m apart.
- 2.17 **No-Sky Line (NSL)** - NSL is a measure of the distribution of daylight within a room. It maps out the region within a room where light can penetrate directly from the sky, and therefore accounts for the size of and number of windows by simple geometry. It may be used where the room layouts are known.
- 2.18 The BRE suggest that the area of the working plane (set at 850mm above the floor) within a room that can receive direct skylight should not be reduced to less than 0.8 times its former value (i.e. the proportional reduction in area should not be greater than 20%).

Sunlight

- 2.19 **Annual Probable Sunlight Hours (APSH)** - In relation to sunlight, the BRE recommends that the APSH received at a given window in the proposed case should be at least 25% of the total available, including at least 5% in winter.
- 2.20 Where the proposed values fall short of these, and the absolute loss is greater than 4%, then the proposed values should not be less than 0.8 times their previous value in each period (i.e. the proportional reductions should not be greater than 20%).
- 2.21 The BRE guidelines state that *'...all main living rooms of dwellings, and conservatories, should be checked if they have a window facing within 90 degrees of due south. Kitchens and bedrooms are less important, although care should be taken not to block out too much sun. Normally loss of sunlight need not be analysed to kitchens and bedrooms....'*
- 2.22 The APSH figures are calculated for each window, and where a room is served by more than one window the contribution of each is accounted for in the overall figures for the room. The acceptability criteria is applied to overall room-based figures.

Alternative Assessments - Balconies over Windows

- 2.23 The BRE Guidelines also recognises that balconies and overhangs inherently restrict the quantum of daylight and sunlight. With regards to daylight, the BRE comments on page 16, paragraph 2.2.13:
- 2.24 *"Existing windows with balconies above them typically receive less daylight. Because the balcony cuts out light from the top part of the sky, even modest obstruction opposite may result in a large relative impact on the VSC, and on the area receiving direct skylight. One way to demonstrate this would be to carry out an additional calculation of the VSC and area receiving direct skylight, for both the existing and proposed situations, without the balcony in place."*

- 2.25 With regards to sunlight, the BRE comments on page 25, paragraph 3.2.11:
- 2.26 *“Balconies and overhangs above an existing window tend to block sunlight, especially in summer above south facing windows Even a modest obstruction opposite may result in a large relative impact on the sunlight received”.*
- 2.27 Where appropriate, additional calculations were carried out that exclude the limiting effect of the overhanging projections to quantify whether it is the presence of the overhang or the obstruction (i.e. the Proposed Development) that is the main factor in the alterations to daylight or sunlight.

Overshadowing (Sun on Ground)

- 2.28 Section 3.3 of the BRE guidelines describes the method of assessment of the availability of sunlight within garden/amenity spaces. This relates to the proportion of shading on March 21st.
- 2.29 The types of open spaces to be assessed would normally include:
- Gardens, such as the main back garden of a house or communal garden including courtyard and roof terraces.
 - Parks and playing fields
 - Children’s playgrounds
 - Outdoor pools, marinas, and lakes
 - Sitting out areas such as those between nondomestic buildings and public squares
 - Nature reserves
- 2.30 The BRE Guidelines summarise the recommendations for gardens or amenity areas as follows, *‘It is recommended that for it to appear adequately sunlit throughout the year, at least half of a garden or amenity space should receive at least two hours of sunlight on 21 March. If as a result of new development an existing garden or amenity space does not meet the above, and the area which can receive two hours of sunlight on 21 march is less than 0.8 times its former value, then the loss of amenity is likely to be noticeable.’*

3 Relevant Planning Policy

- 3.1 New developments are being planned and approved with a flexible approach to daylight and sunlight in line with established national planning policy and site-specific context.

London Plan (2021)

Policy D6 (Housing quality and standards) places context as a key determinant in respect of daylight and sunlight considerations, stating:

“The design of development should provide sufficient daylight and sunlight to new and surrounding housing that is appropriate for its context, whilst avoiding overheating, minimising overshadowing and maximising the usability of outside amenity space.” (page 125, Policy D6 (D))

Camden Planning Guidance – Amenity (2021)

- 3.2 The London Borough of Camden have published guidance on daylight and sunlight which is intended to support the policies in the Camden Local Plan 2017. It is a formal Supplementary Planning Document (SPD), which is therefore a “material consideration” in planning decisions.

- 3.3 The Planning Guidance states in the key messages:

“Levels of reported daylight and sunlight will be considered flexibly taking into account site-specific circumstances and context.”

- 3.4 It goes on to say:

“The Council aims to protect the quality of life of occupiers and neighbours through Local Plan policy A1 Managing the Impact of Development, which seeks to ensure that development does not cause unacceptable harm to amenity, including in terms of daylight and sunlight.” (section 3.1)

And finally in section 3.14 and 3.15:

“The Council notes the intentions of the BRE document is to provide advice to developers and decision makers and therefore it should be regarded as a guide rather than policy.”

“While we support the aims of the BRE methodology for assessing sunlight and daylight we will consider the outcomes of the assessments flexibly where appropriate, taking into account site specific circumstances and context. For example, to enable new development to respect the existing layout and form in some historic areas, or dense urban environments, it may be necessary to consider exceptions to the recommendations cited in the BRE guidance. Any exceptions will be assessed on a case-by-case basis.”

- 3.5 It is clear from the above that the advice with the BRE Guidelines should be considered flexibly taking into consideration site specific circumstances and context within the location of the Proposed Development.

4 The Existing Site

- 4.1 The Site occupies a prominent corner position at the junction of Euston Road and Hampstead Road in the London Borough of Camden.
- 4.2 The existing building is a 36-storey building, formerly in use at the upper floors as commercial office space, business and service (Class E) use but now vacant, and with the lower floors currently in use as various retail units.
- 4.3 Our understanding of the current site is illustrated in blue on the image below and also within drawings P2193_01-03 which can be found within Appendix 1 of this report.



The Existing Site

5 Proposed Development

- 5.1 The Proposed Development seeks to redevelop Euston Tower, including the partial retention (retention of existing core, foundations and basement), disassembly, reuse and extension of the existing building, to provide a 32-storey building for use as offices and research and development floorspace (Class E(g)) and office, retail, café and restaurant space (Class E) and learning and community space (Class F) at ground, first and second floors, and associated external terraces. Provision of public realm enhancements, including new landscaping, and provision of new publicly accessible steps and ramp. Provision of short and long stay cycle storage, servicing, refuse storage, plant and other ancillary and associated works.
- 5.2 Point 2 have been working with the project architect 3XN over a number of months to ensure that, where possible, the proposed massing minimises the daylight and sunlight impacts to neighbouring residential properties.
- 5.3 The Proposed Development is illustrated in turquoise in the image below, as well as on drawing numbers P2193_28-30 are located within Appendix 1.



The Proposed Development

6 Daylight and Sunlight to Neighbouring Properties

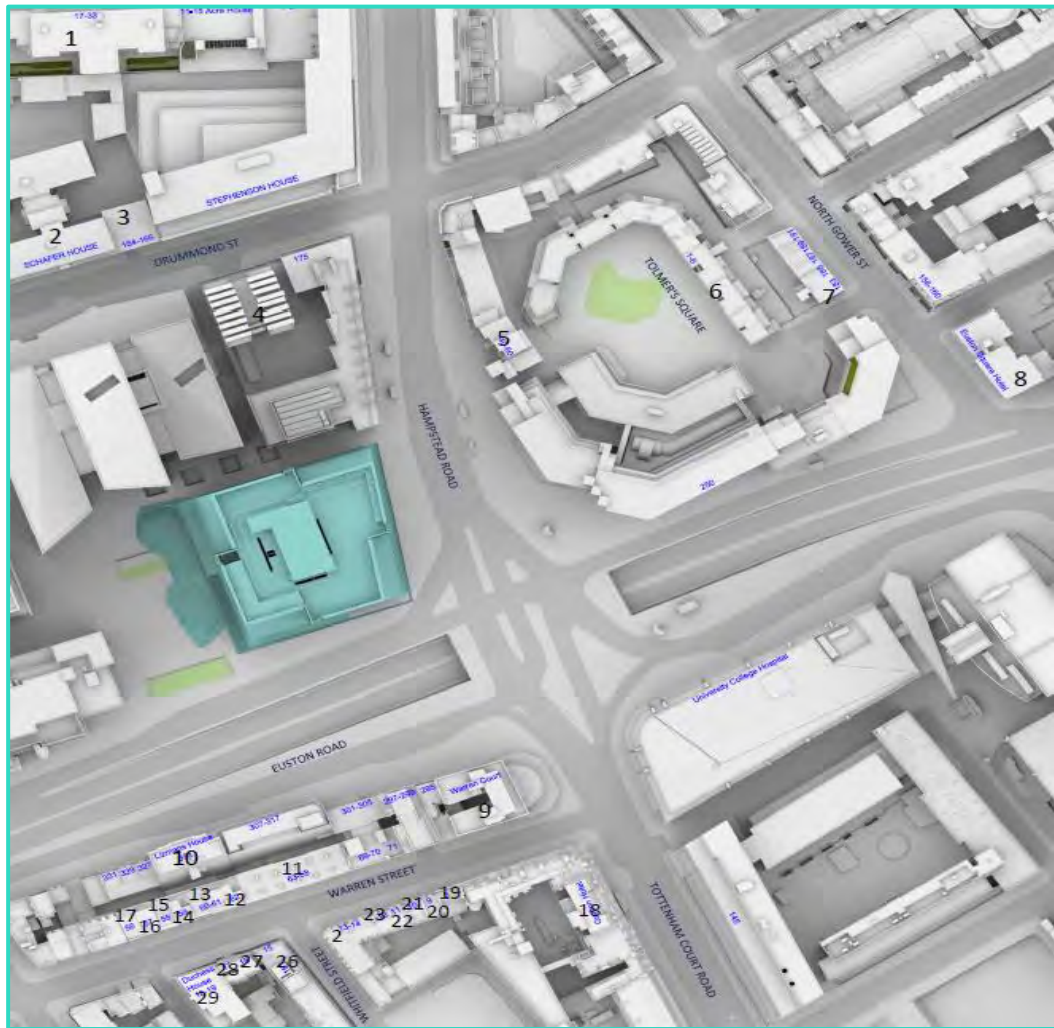
6.1 A detailed daylight and sunlight analysis has been undertaken in accordance with the BRE Guidelines. Full detailed results are included within Appendix 2 and 3 of this report.

6.2 The following 28 residential properties have been included within the scope of our analysis:

- | | |
|---|--|
| 1. 17 to 33 William Road | 16. 60-61 Warren Street |
| 2. Schafer House, University College | 17. 62 Warren Street |
| 3. 164-166 Drummond Street | 18. 63-68 Warren Street |
| 4. 175 Drummond Street | 19. 71 Warren Street |
| 5. Triton Building | 20. 9 Warren Street |
| 6. 40-60 Hampstead Road | 21. 10 Warren Street |
| 7. 1-6 Tolmers Square | 22. 11 Warren Street |
| 8. 183 NORTH GOWER STREET | 23. 12 Warren Street |
| 9. Warren Court, Euston Road | 24. 13-14 Warren Street & 118-120 Whitfield Street |
| 10. 301-305 Euston Road & 69-70 Warren Street | 25. 15 Warren Street & 161 Whitfield Street |
| 11. Lizmans House, 321 Euston Road | 26. 16 Warren Street |
| 12. 56 Warren Street | 27. 17 Warren Street |
| 13. 57 Warren Street | 28. Duchess House, 18-19 Warren Street |
| 14. 58 Warren Street | |
| 15. 59 Warren Street | |

6.3 Our understanding of the location of each of these properties can be identified in the drawings located in Appendix 1, and these are also numbered in the image below.





6.4 To improve the accuracy of the analysis, where available, we have obtained floorplans for the surrounding properties through our own research and incorporated them into our 3D digital context model.

6.5 We have managed to obtain floorplans for the 24 properties listed below:

- | | |
|--|---|
| 1. 17-33 William Road | 14. The Grafton Hotel |
| 2. Schafer House, University College | 15. 8 Warren Street |
| 3. 164-166 Drummond Street | 16. 9 Warren Street |
| 4. 175 Drummond Street and Triton Building | 17. 10 Warren Street |
| 5. 40-60 Hampstead Road | 18. 11 Warren Street |
| 6. 1-6 Tolmers Square | 19. 12 Warren Street |
| 7. Warren Court Euston Road | 20. 13-14 & 118-120 Whitfield Street |
| 8. Lizmans House, 321 Euston Road | 21. 15 Warren Street & 161 Whitfield Street |
| 9. 63-68 Warren Street | 22. 16 Warren Street |
| 10. 62 Warren Street | 23. 17 Warren Street |
| 11. 60-61 Warren Street | 24. Duchess House, 18-19 Warren Street |
| 12. 59 Warren Street | |
| 13. 57 Warren Street | |

- 6.6 In accordance with normal working practice we have not sought access to these properties in order to verify or validate the internal layouts are as represented on the floorplans.
- 6.7 Where applicable, the use of a room has been specified in the tables of results located in Appendix 2.
- 6.8 For those rooms where layout information was not readily available, reasonable assumptions have been made as to the internal configurations and sizes of the rooms behind the site facing windows, which is normal working practice.

Analysis of Results

- 6.9 The results of our detailed daylight and sunlight assessment are shown in the tabulated results in Appendix 2 and 3 of this report.
- 6.10 The technical analysis undertaken demonstrates that 22 of the 28 residential properties will fully adhere to the BRE Guidelines for daylight (VSC and NSL) and sunlight (APSH). These properties are listed below:

- | | | | |
|-----|---|-----|--|
| 1. | 17 to 33 William Road | 13. | 71 Warren Street |
| 2. | 183 North Gower Street | 14. | 9 Warren Street |
| 3. | Warren Court, Euston Road | 15. | 10 Warren Street |
| 4. | 301-305 Euston Road & 69-70 Warren Street | 16. | 11 Warren Street |
| 5. | Lizmans House, 321 Euston Road | 17. | 12 Warren Street |
| 6. | 56 Warren Street | 18. | 13-14 Warren Street & 118-120 Whitfield Street |
| 7. | 57 Warren Street | 19. | 15 Warren Street & 161 Whitfield Street |
| 8. | 58 Warren Street | 20. | 16 Warren Street |
| 9. | 59 Warren Street | 21. | 17 Warren Street |
| 10. | 60-61 Warren Street | 22. | Duchess House, 18-19 Warren Street |
| 11. | 62 Warren Street | | |
| 12. | 63-68 Warren Street | | |

- 6.11 It can therefore be concluded that these properties will not experience any noticeable effects upon their daylight and sunlight amenity as a result of the implementation of the Proposed Development and on this basis no further commentary is provided in relation to them.
- 6.12 The remaining 6 properties which experience some effects which exceed the BRE criteria are discussed in greater detail below.

40-60 Hampstead Road



- 6.13 This property is located northeast of the Proposed Development. The building is in use as residential accommodation, however there are retail units present on the Ground Floor of the estate.
- 6.14 It was possible to obtain partial floorplans for this building from the Land registry Portal which provided dimensions and shapes of rooms but did not specify room uses. Due to the lack of details in the lease plans, we have assumed room uses for each space.
- 6.15 It is worth noting that the vast majority of the windows serving this building are located beneath deep external walkways which heavily restrict the receipt of daylight to the windows and rooms below. This is evidenced by the average VSC level on the 1st floor being 5% and the average VSC level on the 2nd floor being less than 1%. A number of windows on both floors (12) currently achieve a VSC level of 0%. In situation such as this, small absolute changes in daylight and sunlight levels can easily result in larger relative changes than the recommended 20%.
- 6.16 In total, we have assessed 62 windows serving 60 habitable rooms.
- 6.17 When considering the VSC daylight assessment, 53 of the 62 windows will adhere to the baseline BRE Guideline.
- 6.18 Of the nine windows that transgress from the baseline BRE Guidelines, two would experience moderate transgressions between 30-40% the former value, with the remaining seven experiencing transgressions of 40% or more. It should be noted that the absolute change to these windows does not exceed 0.4%, which is immaterial and unlikely to be noticeable to the occupants.
- 6.19 For the room based NSL assessment, 49 out of the 60 rooms assessed adhere to the baseline BRE Guidelines.
- 6.20 Of the 11 rooms that transgress, one would see a minor alteration of 21.4%, three would see transgressions between 30-40% and seven would see transgressions of 40% or more from their existing values.

- 6.21 While these transgressions are noted, as mentioned above this property has a protruding deck access/walkway at second and third floors which reduce the amount of available daylight reaching the windows.
- 6.22 As a result, we have carried out a 'without balconies' assessment to understand whether it is the presence of the overhang or the obstruction (i.e., the Proposed Development) that it is the main factor in the alterations in VSC to windows located below these obstructions.
- 6.23 As can be seen from the results located at Appendix 2, all windows and rooms adhere to the BRE Guidance in this scenario. This confirms that it is the presence of the overhanging walkways that is the main factor in the relative alterations to daylight, rather than the Proposed Development. Therefore we conclude that these properties would see a minor VSC impact overall.
- 6.24 In terms of APSH, all 60 of the rooms relevant for analysis will adhere to the BRE Guidelines, thus there will be a negligible change in sunlight to this property.

1-6 Tolmers Square



- 6.25 This building is located East of the Site, behind 40-60 Drummond Street. It forms part of a wider residential complex with multiple flats inside.
- 6.26 The modelling of this building was based on floorplans and information obtained through various means. Two different planning applications (*2013/5517/P* and *2015/7270/P*) provided the site plan outline and an elevation detail. Furthermore, lease plans obtained from land registry and sales brochure from Rightmove have provide internal layouts.
- 6.27 In total, we have assessed 95 windows serving 61 habitable rooms.
- 6.28 For the VSC assessment, 91 of the 95 windows will adhere to the baseline BRE Guidelines.
- 6.29 Of the four windows that show transgressions, three would experience minor alterations between 20-30% while one would see a transgression of 33.3%. It is worth noting that the absolute change in VSC to these windows does not exceed 0.1% which is immaterial and will not be noticeable to the occupants.
- 6.30 All 61 rooms will satisfy the baseline BRE Guidelines in regard to the NSL assessment and thus experience a negligible effect.
- 6.31 As with the previous property, an additional assessment has been carried out to negate the limiting effect of the overhang understand whether it is the presence of the overhang or the obstruction (i.e., the Proposed Development) that it is the main factor in the alterations in VSC to these windows, notwithstanding the minor nature of the effects.
- 6.32 As can be seen from the results located at 2, all windows and rooms adhere to the BRE Guidance in this scenario which confirms that it is the presence of the overhanging walkways that is the main factor in the relative alterations in daylight, rather than the Proposed Development. Therefore we conclude that these properties would see a minor VSC impact overall.
- 6.33 In terms of APSH, all of the rooms relevant for analysis will adhere to the BRE Guidelines, thus there will be a negligible change in sunlight to this property.

164-166 Drummond Street



- 6.34 The building is positioned north from the Site. This property is in use as residential accommodation. It currently hosts staff and personnel members of the Chinese embassy.
- 6.35 We have managed to obtain floorplans for this building (Planning reference PS9804096).
- 6.36 In total, we have assessed 51 windows serving 17 rooms.
- 6.37 All of the 51 windows assessed adhere to the BRE guidelines for the VSC assessment.
- 6.38 For the room based NSL assessment, 12 out of the 17 rooms adhere to the baseline BRE Guidelines.
- 6.39 Of the five rooms that show transgressions, one would be considered minor (between 20-30% transgression), one would see a transgression between 30-40% and three would see transgressions of 40% or more (ranging from 40.1% - 47%).
- 6.40 It should be noted that all rooms that show transgressions from the BRE guidelines are known to serve bedrooms which have a lesser requirement for daylight as referenced in the BRE guide (para3.2.3) – *“Kitchens and bedrooms are less important, although care should be taken not to block too much sun.”*
- 6.41 In terms of APSH, all of the rooms relevant for analysis will adhere to the BRE Guidelines, thus there will be a negligible change in sunlight to this property.

Schafer House, University College



- 6.42 This residential property is located directly to north of the Site.
- 6.43 We have obtained floorplans which shows the internal layout of the building.
- 6.44 In total, we have assessed 162 windows and 150 rooms.
- 6.45 All of the 162 windows assessed adhere to the BRE guidelines for the VSC assessment.
- 6.46 When considering the NSL assessment, 144 out of 150 rooms meet the baseline BRE Guide.
- 6.47 Of the six rooms that transgress from the baseline guidance, five would see minor transgressions between 20%-30% and one room would see a transgression between 30-40%.
- 6.48 Based on the floorplans obtained for this property, three of the rooms that transgress are known to serve bedrooms, which have a lesser requirement for daylight as previously noted. The three remaining rooms serve living room/kitchen dining (LKD) or Kitchen dining (KD) spaces, however the transgression within these rooms is 20.9% and 23% which is only just over the suggested threshold contained within the BRE Guidelines.
- 6.49 In terms of APSH, all of the rooms relevant for analysis will adhere to the BRE Guidelines, thus there will be a negligible change in sunlight to this property.

Triton Building (20 Brock Street)



- 6.50 This property is located directly north next to the Site. It is currently in use as a residential accommodation. The property is composed by a tower block, known as the Triton Building. 175 Drummond Street falls under the same ownership but it will be treated as a separate building and discussed in the next section.
- 6.51 We have been able to obtain floorplans through the Camden Planning Portal (*Planning application reference number 2010/5011/P*). Below we have extracted an image of the internal layout of the building orientated to north. The plans obtained show the internal layout of both the Triton Building and 175 Drummond Street.



- 6.52 In total, for the Triton Building, we have assessed 298 windows serving 140 habitable rooms.
- 6.53 When considering the VSC daylight assessment, 215 of the 298 windows will adhere to the baseline BRE Guideline.
- 6.54 Of the windows that transgress from the baseline BRE Guidelines, 68 would experience minor transgressions between 20-30% the former value, with the remaining 15 experiencing moderate transgressions of between 30-40%.
- 6.55 For the room based NSL assessment, 134 out of the 140 rooms adhere to the baseline BRE Guidelines.
- 6.56 All six remaining rooms experience minor transgressions of 22% or less, which is fractionally beyond the 20% allowed for within the BRE.
- 6.57 As can be seen in the image and floorplan, this property has projecting balconies and we have therefore carried out a 'without balconies' assessment to understand whether it is the presence of the overhang or the obstruction (i.e., the Proposed Development) that is the main factor in the alterations in VSC to these windows.
- 6.58 When considering the results for this alternative assessment, only two windows would experience a fractional transgression from the BRE Guide of less than 21%, and all other rooms would adhere to the baseline BRE Guideline. Both of these rooms that experience a fractional transgression are bedrooms which have a lesser requirement for daylight.
- 6.59 For the NSL assessment in the alternate assessment, all of the rooms would meet guidance with the balconies removed.
- 6.60 Turning to sunlight, all the rooms relevant for analysis will adhere to the BRE Guidelines for APSH, thus there will be a negligible change in sunlight to this property.

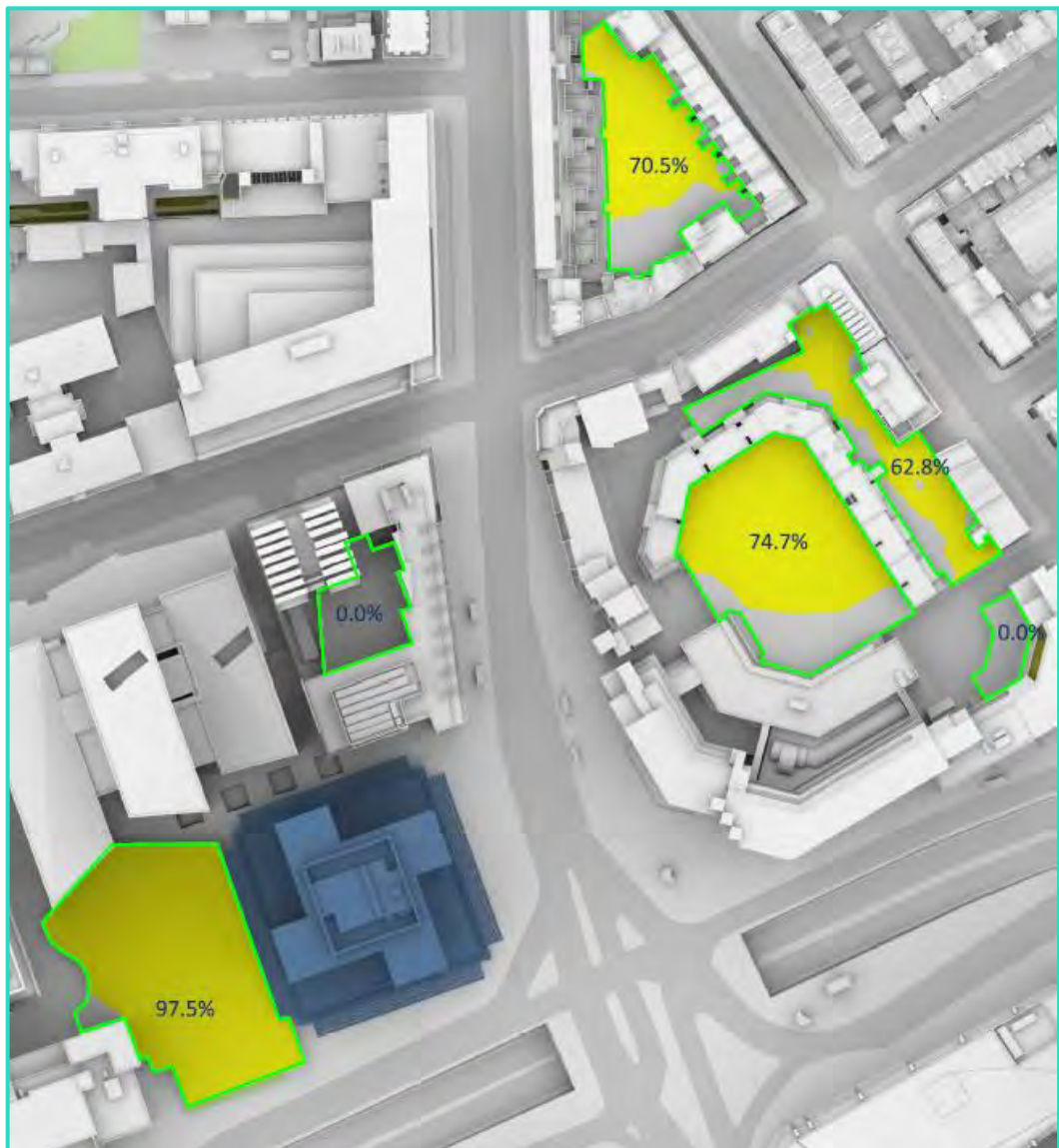
175 Drummond Street



- 6.61 This property is in residential use and it sits directly next to the Triton Building to the east. It is also adjacent to the Site, which is located to the north. The building falls within the same ownership as the Triton Building however, we have considered the buildings as two separate blocks for ease of explanation.
- 6.62 The floorplans used are the same used for the Triton Tower (*Planning Application reference number 2010/5011/P*) as referenced above.
- 6.63 In total, for the 175 Drummond Street, we have assessed 14 windows and rooms.
- 6.64 For the VSC assessment, seven out of the 14 windows assessed adhere to the BRE guidelines.
- 6.65 All seven windows that transgress from the BRE Guidelines are minor transgressions between 20-30% and serve bedrooms which have a lesser requirement for daylight.
- 6.66 The NSL assessment also shows that seven rooms will adhere to the baseline BRE Guidelines, with seven bedrooms also showing transgressions – two would be minor (20-30%), one is between 30-40% and four are 40% or more.
- 6.67 It should be noted that the location of these windows/rooms is within a constrained courtyard and they are also within a very close proximity to the eastern portion of this block. As a result, the levels of daylight are already low in the existing condition and are therefore susceptible to disproportionate percentage reductions.
- 6.68 All of the rooms that face towards the Site that serve this property are in use as a bedrooms, which the BRE Guidelines state do not need to be considered for sunlight. Accordingly, we have not undertaken an assessment of APSH for this property.

7 Overshadowing of External Amenity Spaces

- 7.1 We have undertaken a Sun on Ground (overshadowing) assessment for the amenity areas serving 1-6 Tolmers Square, the Triton Building, George Mews and Regents Place Plaza. We did not identify any other external amenity areas within the vicinity of the Site that are relevant for analysis. This approach was agreed as part of the Environmental Statement scoping opinion.
- 7.2 The drawings, which are located in Appendix 4 and also shown below, compare the proportion of the amenity areas receiving at least 2 hours of direct sunlight on the 21st March in both the existing and proposed condition.



Existing (March 21st)



Proposed (March 21st)

7.3 The results for the assessment undertaken on the 21st of March demonstrate that all of the areas included within the technical analysis, will meet the BRE Sun on Ground guideline recommendations such that they should continue to remain sufficiently sunlit throughout the year, or experience no noticeable alteration to their existing sunlight availability.

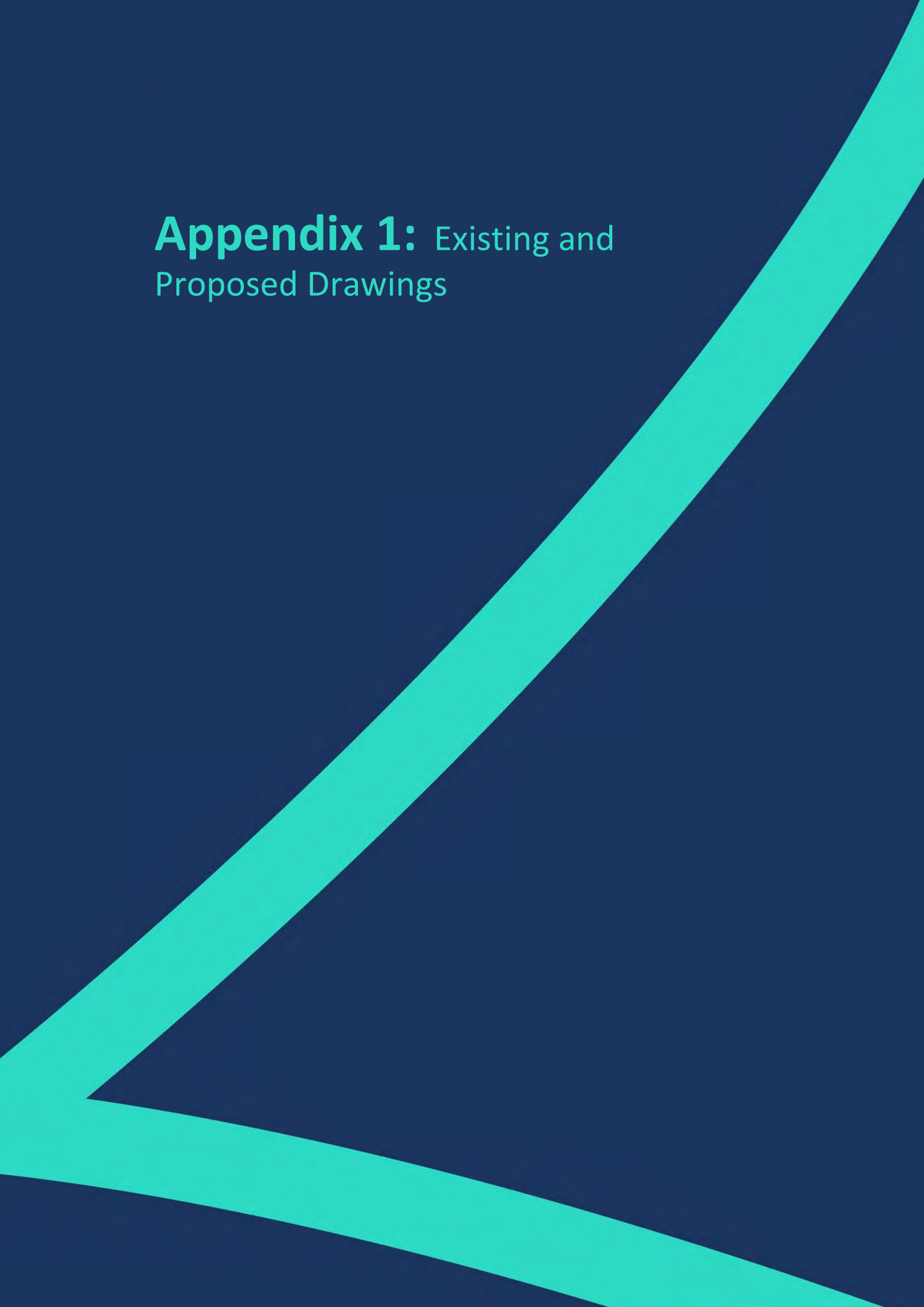
7.4 This assessment demonstrates that despite the relatively minor reductions in overall area, all of the relevant amenity areas will achieve at least 2 hours of direct sunlight in March across more than 50% of their area, as can be seen in the table below:

Area	Existing Condition (% of Area Receiving two Hours of sun on 21st March)	Proposed Condition (% of area receiving two hours of sun on 21st March)	% Alteration between existing and proposed
George Mews	70.5%	67.8%	3.8%
Tolmers Square (main square)	74.7%	74.4%	0.0%
Tolmers Square (private amenity areas 1)	62.8%	62.7%	0.0%
Tolmers Square (private amenity areas 2)	0.0%	0.0%	0.0%
Triton Building Courtyard	0.0%	0.0%	0.0%
Regents Place Plaza	97.5%	95.8%	1.7%

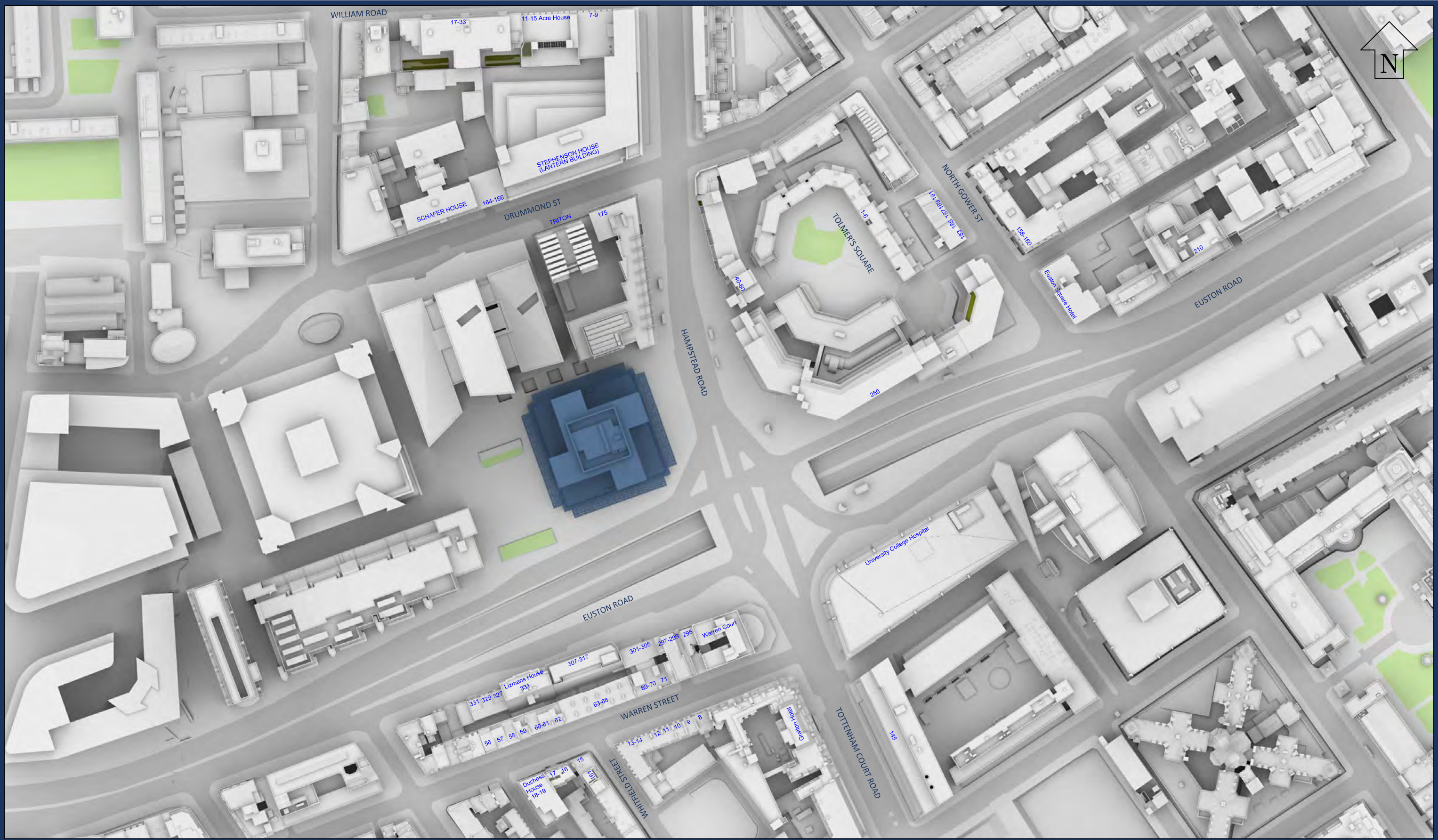
7.5 Based on these results, this surrounding amenity areas would remain fully compliant with the BRE Guidelines with the Proposed Development in place

8 Summary and Conclusions

- 8.1 Point 2 have undertaken detailed technical assessments relating to the Proposed Development to understand its potential effects upon the daylight, sunlight and overshadowing to existing neighbouring residential properties and amenity spaces.
- 8.2 The technical analysis demonstrates that 1352/1455 (93%) of the windows assessed will adhere to the BRE Guidelines for VSC. In terms of NSL, 760/796 (95%) will adhere to the BRE criteria. All of the rooms required to be assessed for sunlight effects will adhere to the BRE Guidelines for APSH.
- 8.3 The BRE Guide is not a specification that mandates requirements. Rather it's a '*guide (that) is intended for building designers and their clients, consultants and planning officials. The advice given here is not mandatory and the guide should not be seen as an instrument of planning policy; its aim is to help rather than constrain the designer. Although it gives numerical guidelines, these should be interpreted flexibly since natural lighting is only one of the many factors in site layout design.*'
- 8.4 In total, there are six properties that experience some alterations to daylight beyond the BRE guideline recommendations.
- 8.5 The majority of these properties experience minor percentage alterations or there are clear reasons for the transgressions, such as the presence of balconies which result in a large relative impact on the light that is received.
- 8.6 Once these properties have been considered within the alternative 'without balconies' assessment as allowed for within the BRE Guidelines, the majority of transgressions fall away (demonstrating that it is the presence of the overhang which is the main cause of the relative alteration in light rather than the Proposed Development), and the remaining transgressions are minor and predominantly located within bedrooms which have a lesser requirement for daylight.
- 8.7 For overshadowing, all amenity spaces show compliance with the BRE guidelines on 21st March, with at least half of their area continuing to receive at least two hours of sunlight.
- 8.8 Overall, the scheme performs well from a daylight, sunlight and overshadowing perspective. While the proposals will result in some isolated, minor alterations as noted within this report, we would suggest that these could be found acceptable when considering the intended flexibility cited within the BRE Guidelines and the urban context in which the Proposed Development and surrounding neighbouring properties are located.
- 8.9 As a result, we do not consider that the Proposed Development would cause unacceptable harm to the surrounding neighbouring properties.



Appendix 1: Existing and Proposed Drawings



Sources: Plowman Craven
 Point Cloud Data
 Point 2
 Site Photos

Local Planning Authority

3XN.dk
 Proposed Info (received 26/09/2023)
 EST-3XN-IN-XX-M3-A-SKETCH.rvt

Key: Existing Buildings
 Proposed Scheme

Project: Euston Tower,
 London

Title: Plan View
 Existing Buildings

Scheme Confirmed: -

Date: -

Drawn By:
 EVJ/CJ/JH/RM

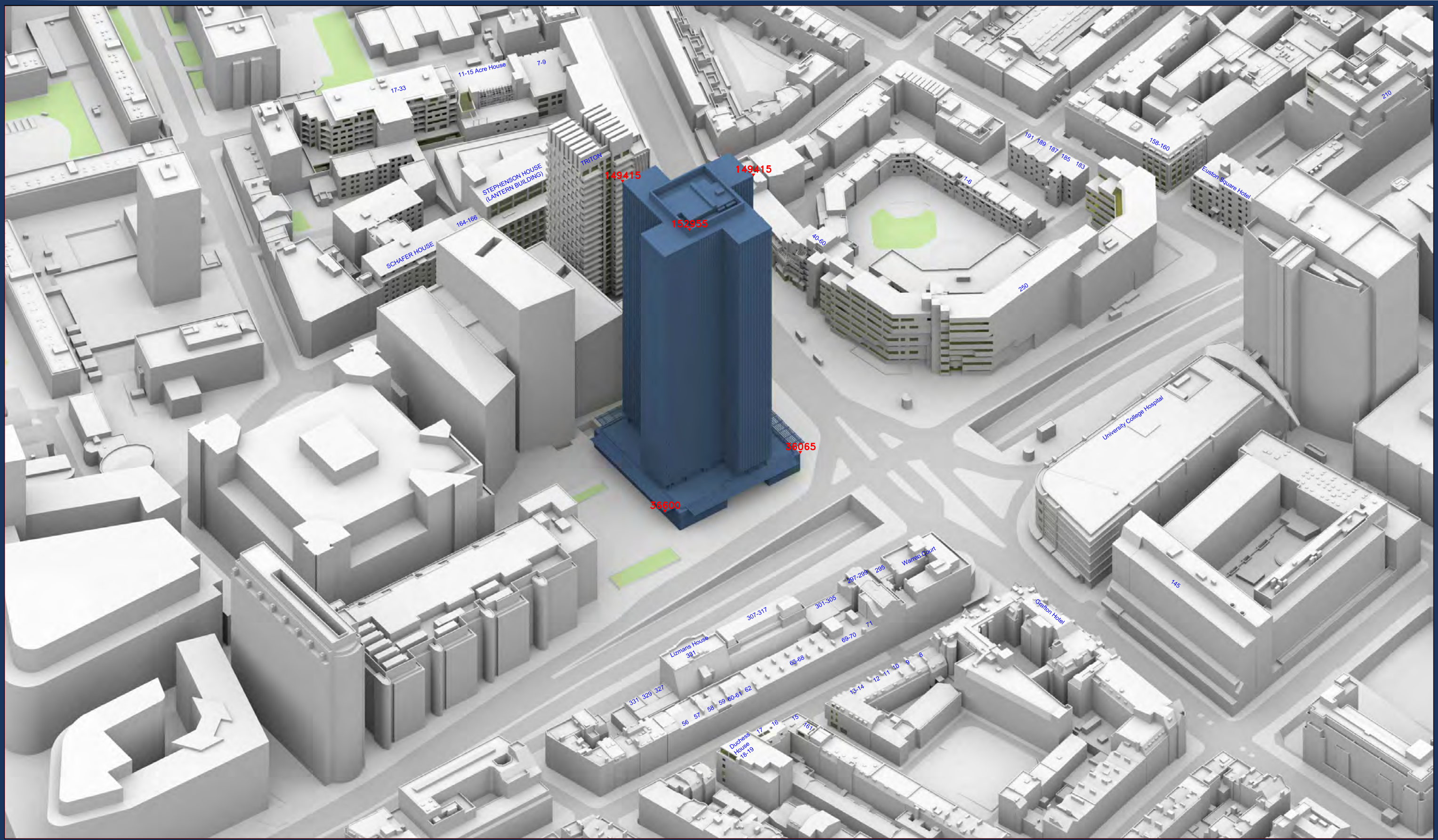
Scale:
 1:1600

Date:
 NOV 23

Dwg No:
P2193/16A

Rel:
13





Sources: Plowman Craven
 Point Cloud Data
 Point 2
 Site Photos

Local Planning Authority

3XN.dk
 Proposed Info (received 26/09/2023)
 EST-3XN-IN-XX-M3-A-SKETCH.rvt

Key: Existing Buildings
 Proposed Scheme

All Heights in mm AOD

Project: Euston Tower,
 London

Title: 3D View
 Existing Buildings

Scheme Confirmed: -

Date: -

Drawn By:
 EVJ/CJ/JH/RM

Scale:
 NTS

Date:
 NOV 23

Dwg No:
P2193/17A

Rel:
13





Sources: Plowman Craven
 Point Cloud Data
 Point 2
 Site Photos

Local Planning Authority

3XN.dk
 Proposed Info (received 26/09/2023)
 EST-3XN-IN-XX-M3-A-SKETCH.rvt

Key: Existing Buildings
 Proposed Scheme

All Heights in mm AOD

Project: Euston Tower,
 London

Title: 3D View
 Existing Buildings

Scheme Confirmed: -

Date: -

Drawn By:
 EVJ/CJ/JH/RM

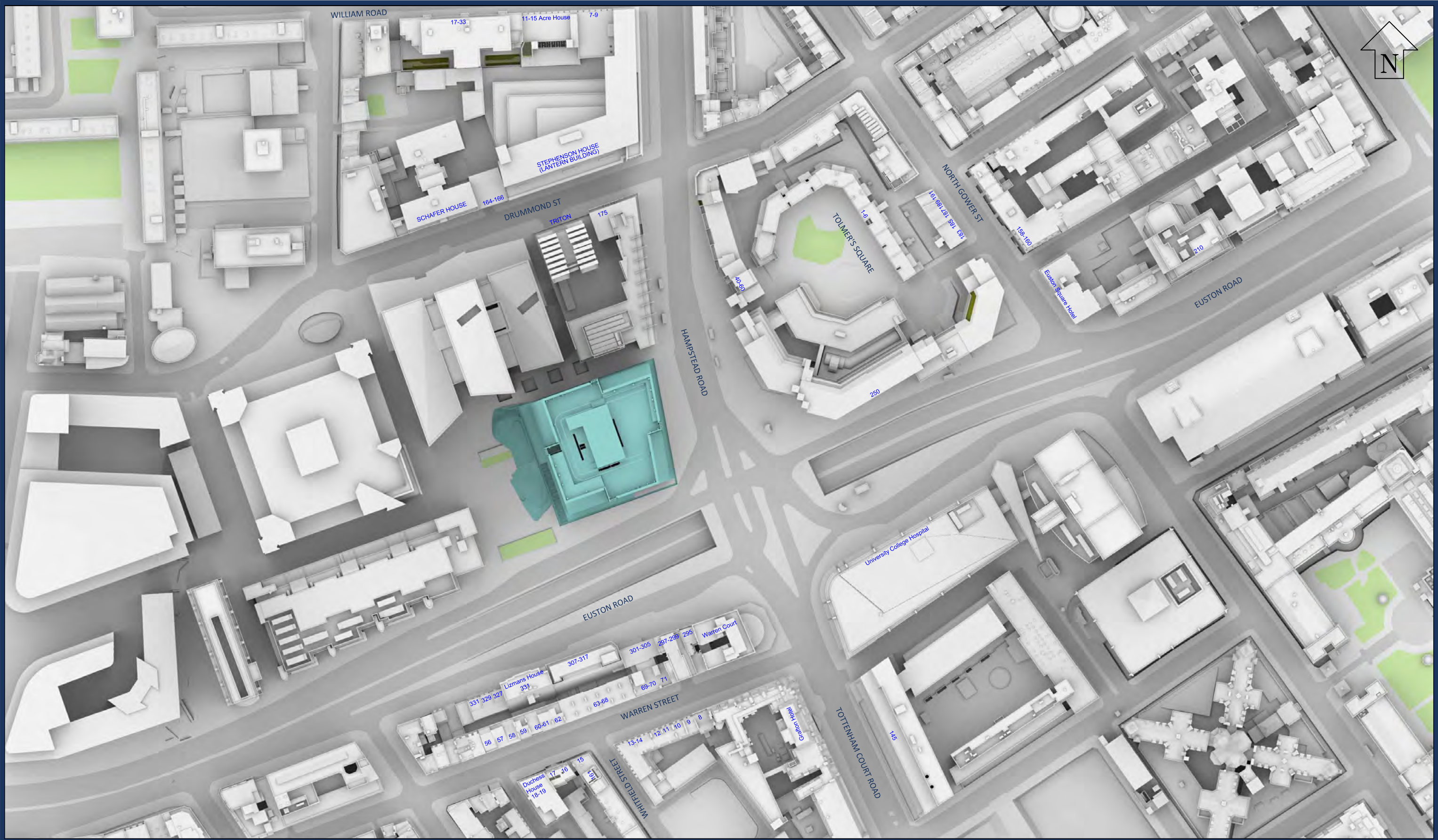
Scale:
 NTS

Date:
 NOV 23

Dwg No:
P2193/18A

Rel:
13





Sources: Plowman Craven
 Point Cloud Data
 Point 2
 Site Photos

Local Planning Authority

3XN.dk
 Proposed Info (received 26/09/2023)
 EST-3XN-IN-XX-M3-A-SKETCH.rvt

Key: Existing Buildings
 Proposed Scheme

Project: Euston Tower,
 London

Title: Plan View
 Proposed Frozen Scheme Received 260923

Scheme Confirmed: -

Date: -

Drawn By:
 EVJ/CJ/JH/RM

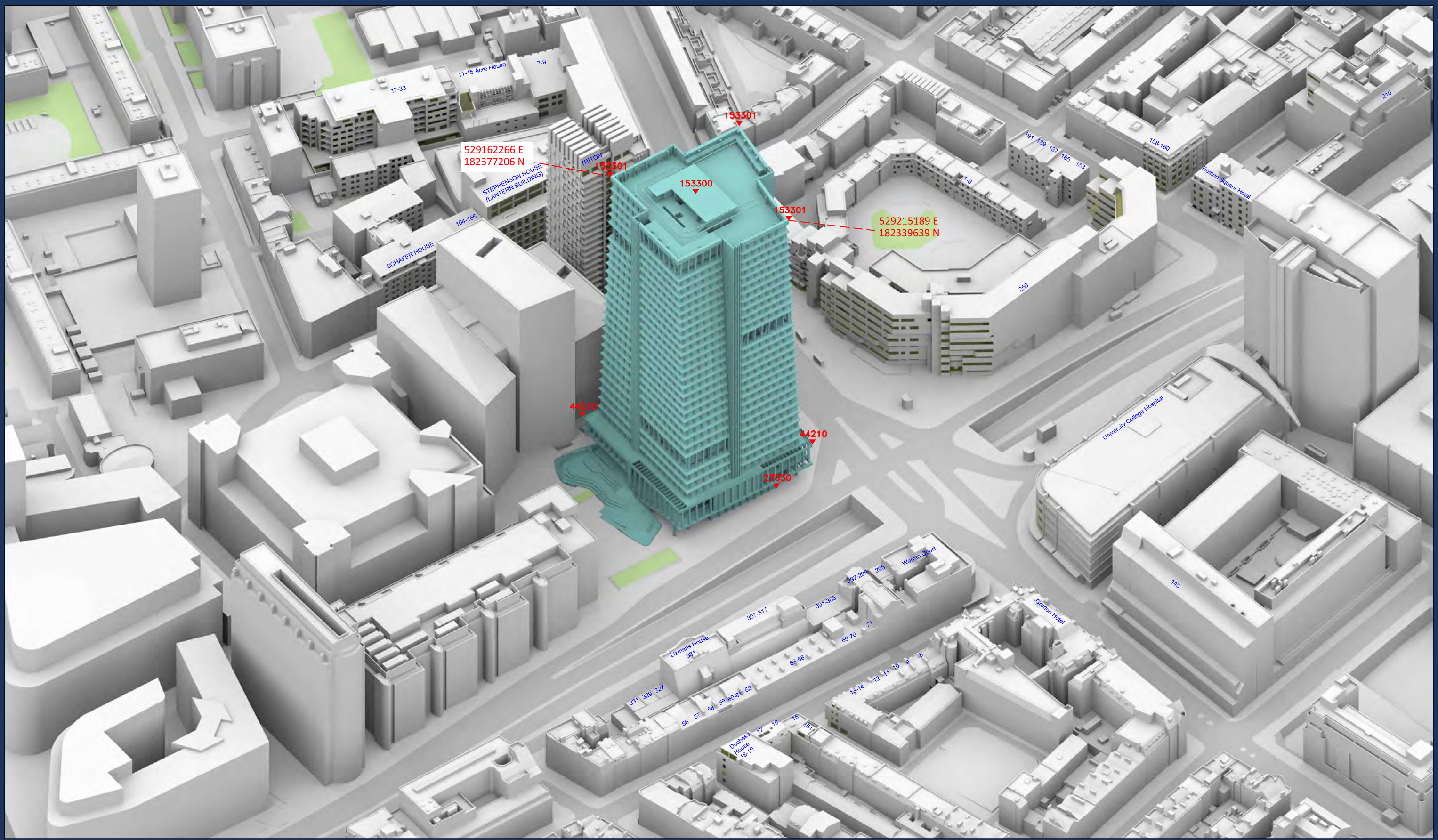
Scale:
 1:1600

Date:
 NOV 23

Dwg No:
P2193/28A

Rel:
13





529162266 E
182377206 N

153300

153301

529215189 E
182339639 N

44210

44210

27830

Key: Existing Buildings
 Proposed Scheme

All Heights in mm AOD

Project: Euston Tower,
London

Title: 3D View
Proposed Frozen Scheme Received 260923

Scheme Confirmed: -

Date: -

Drawn By:
EVJ/CJ/JH/RM

Scale:
NTS

Date:
NOV 23

Dwg No:
P2193/29A

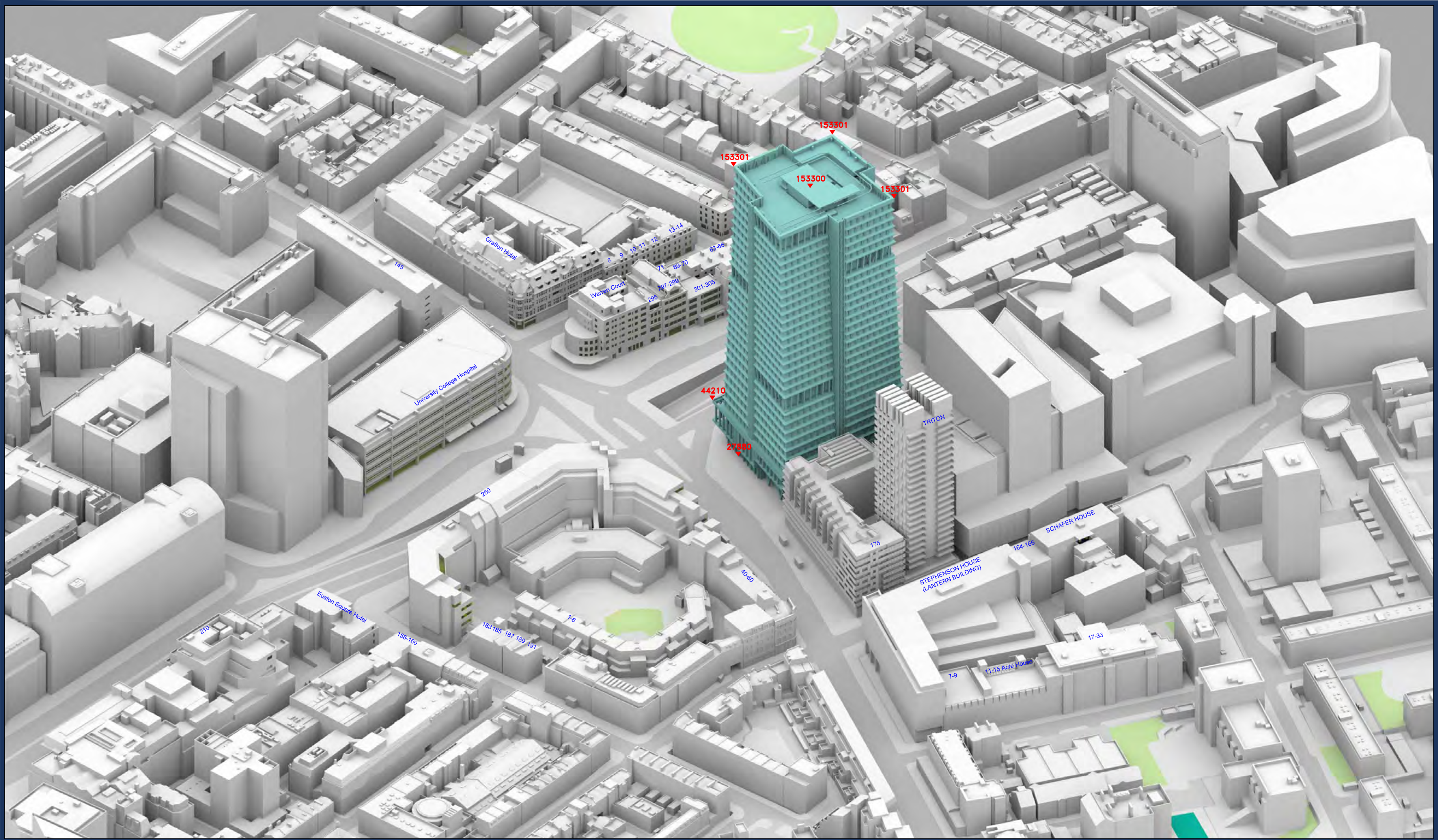
Rel:
13



Sources: Plowman Craven
Point Cloud Data
Point 2
Site Photos

Local Planning Authority

3XN.dk
Proposed Info (received 26/09/2023)
EST-3XN-IN-XX-M3-A-SKETCH.rvt



Sources: Plowman Craven
 Point Cloud Data
 Point 2
 Site Photos

Local Planning Authority

3XN.dk
 Proposed Info (received 26/09/2023)
 EST-3XN-IN-XX-M3-A-SKETCH.rvt

Key: Existing Buildings
 Proposed Scheme

All Heights in mm AOD

Project: Euston Tower,
 London

Title: 3D View
 Proposed Frozen Scheme Received 260923

Scheme Confirmed: -

Date: -

Drawn By:
 EVJ/CJ/JH/RM

Scale:
 NTS

Date:
 NOV 23

Dwg No:
P2193/30A

Rel:
13





Sources: Plowman Craven
 Point Cloud Data
 Point 2
 Site Photos

Local Planning Authority

GARDINER & THEOBALD LLP
 Proposed Info (received 31/01/22)
 File Name: 220131_ET-NB Massing.3dm

Key: Existing Buildings
 Proposed Scheme

Project: Euston Tower,
 London

Title: Plan View
 Existing Buildings

Scheme Confirmed: -

Date: -

Drawn By:
 EVJ/SM

Scale:
 1:1600

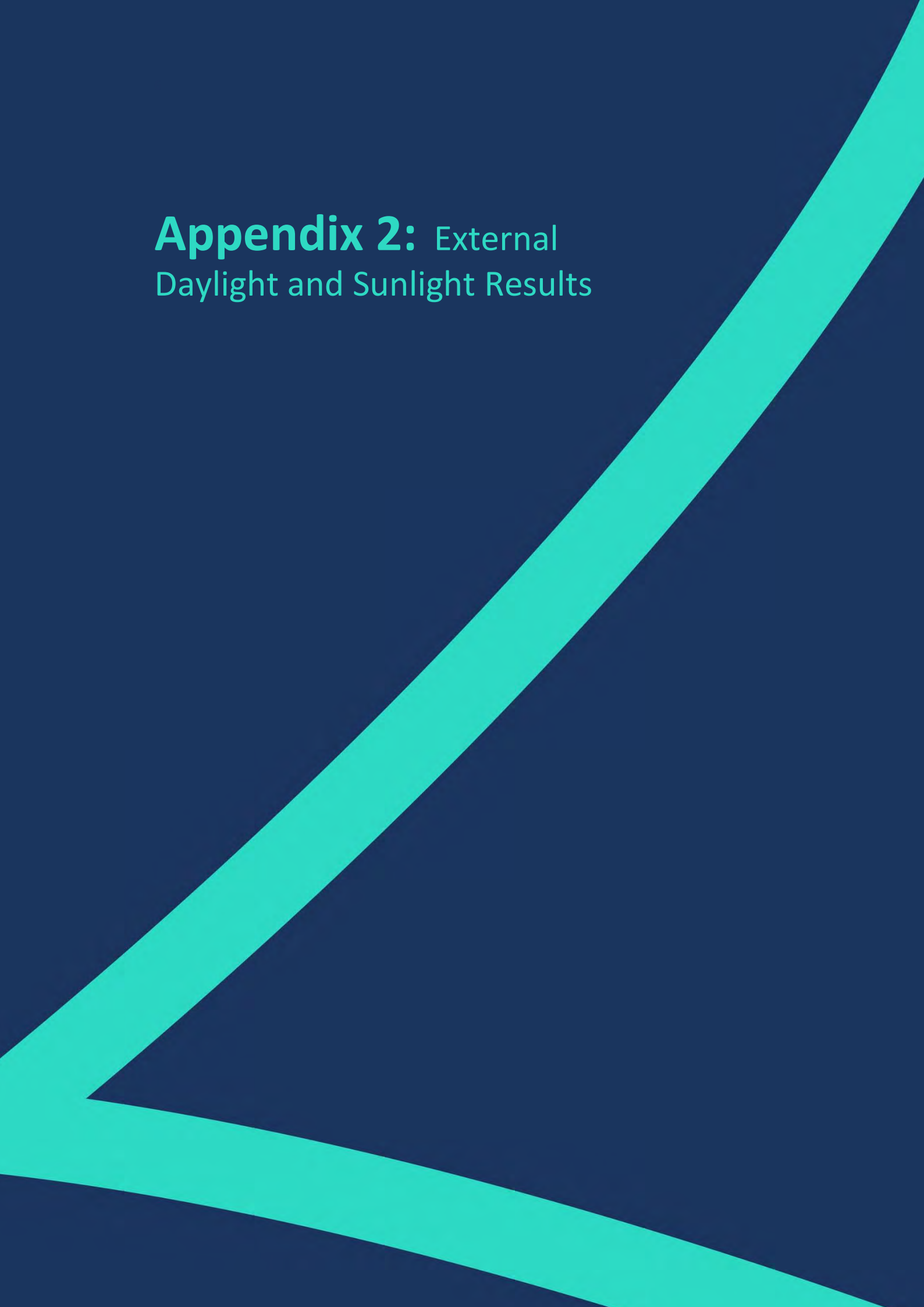
Date:
 FEB 22

Dwg No:
P2193/16

Rel:
06



Appendix 2: External Daylight and Sunlight Results





DAYLIGHT ANALYSIS

EUSTON TOWER, LONDON
EXISTING VS PROPOSED 260923

DAYLIGHT

Room	Room Use	Window	Existing VSC	Proposed VSC	Loss	%Loss
17 to 33 William Road						
R1/111	LD	W1/111	17.00	16.99	0.01	0.06
R2/111	KITCHEN?	W2/111	6.61	6.61	0.00	0.00
R3/111	BEDROOM	W3/111	5.49	5.49	0.00	0.00
R3/111	BEDROOM	W4/111	12.48	12.47	0.01	0.08
R4/111	LD	W5/111	5.44	5.31	0.13	2.39
R5/111	LD	W6/111	6.97	6.85	0.12	1.72
R5/111	LD	W7/111	6.05	5.97	0.08	1.32
R6/111	BEDROOM	W8/111	19.64	19.56	0.08	0.41
R7/111	BEDROOM	W9/111	19.14	19.05	0.09	0.47
R8/111	LD	W10/111	5.21	5.12	0.09	1.73
R10/111	LD	W12/111	7.12	6.99	0.13	1.83
R10/111	LD	W13/111	14.56	14.43	0.13	0.89
R11/111	LD	W14/111	10.34	10.30	0.04	0.39
R12/111	BEDROOM	W17/111	18.65	18.56	0.09	0.48
R13/111	BEDROOM	W16/111	17.28	17.19	0.09	0.52
R14/111	BEDROOM	W15/111	16.06	15.97	0.09	0.56
R15/111	LD	W19/111	4.70	4.58	0.12	2.55
R15/111	LD	W20/111	3.39	3.26	0.13	3.83
R16/111	LD	W18/111	4.06	4.06	0.00	0.00
R1/112	LD	W1/112	19.15	19.14	0.01	0.05
R2/112	KITCHEN?	W2/112	7.78	7.78	0.00	0.00
R3/112	BEDROOM	W3/112	6.13	6.13	0.00	0.00
R3/112	BEDROOM	W4/112	13.68	13.67	0.01	0.07



DAYLIGHT ANALYSIS

EUSTON TOWER, LONDON
EXISTING VS PROPOSED 260923

DAYLIGHT						
Room	Room Use	Window	Existing VSC	Proposed VSC	Loss	%Loss
R4/112	LD	W5/112	6.35	6.20	0.15	2.36
R5/112	LD	W6/112	8.39	8.25	0.14	1.67
R5/112	LD	W7/112	7.30	7.21	0.09	1.23
R6/112	BEDROOM	W8/112	22.36	22.24	0.12	0.54
R7/112	BEDROOM	W9/112	23.13	23.01	0.12	0.52
R8/112	LD	W11/112	6.07	5.96	0.11	1.81
R9/112	BEDROOM	W10/112	22.54	22.34	0.20	0.89
R10/112	LD	W12/112	8.31	8.14	0.17	2.05
R10/112	LD	W13/112	15.76	15.64	0.12	0.76
R11/112	LD	W14/112	12.28	12.22	0.06	0.49
R12/112	BEDROOM	W17/112	24.17	24.02	0.15	0.62
R13/112	BEDROOM	W16/112	23.47	23.33	0.14	0.60
R14/112	BEDROOM	W15/112	22.36	22.23	0.13	0.58
R15/112	LD	W19/112	8.95	8.83	0.12	1.34
R15/112	LD	W20/112	6.49	6.35	0.14	2.16
R16/112	LD	W18/112	7.80	7.80	0.00	0.00
R1/113	LD	W1/113	21.59	21.57	0.02	0.09
R2/113	KITCHEN?	W2/113	8.69	8.69	0.00	0.00
R3/113	BEDROOM	W3/113	6.67	6.67	0.00	0.00
R3/113	BEDROOM	W4/113	14.79	14.78	0.01	0.07
R4/113	LD	W5/113	7.10	6.94	0.16	2.25
R5/113	LD	W6/113	9.32	9.16	0.16	1.72
R5/113	LD	W7/113	8.01	7.93	0.08	1.00



DAYLIGHT ANALYSIS

EUSTON TOWER, LONDON
EXISTING VS PROPOSED 260923

DAYLIGHT						
Room	Room Use	Window	Existing VSC	Proposed VSC	Loss	%Loss
R6/113	BEDROOM	W8/113	24.38	24.24	0.14	0.57
R7/113	BEDROOM	W9/113	25.37	25.24	0.13	0.51
R8/113	LD	W11/113	6.65	6.52	0.13	1.95
R9/113	BEDROOM	W10/113	25.24	25.01	0.23	0.91
R10/113	LD	W12/113	9.63	9.45	0.18	1.87
R10/113	LD	W13/113	17.15	17.03	0.12	0.70
R11/113	LD	W14/113	13.37	13.31	0.06	0.45
R12/113	BEDROOM	W17/113	26.10	25.94	0.16	0.61
R13/113	BEDROOM	W16/113	25.58	25.43	0.15	0.59
R14/113	BEDROOM	W15/113	24.46	24.33	0.13	0.53
R15/113	LD	W19/113	10.12	10.00	0.12	1.19
R15/113	LD	W20/113	7.21	7.07	0.14	1.94
R16/113	LD	W18/113	8.82	8.82	0.00	0.00
R1/114	LD	W1/114	24.55	24.54	0.01	0.04
R2/114	KITCHEN?	W2/114	9.61	9.61	0.00	0.00
R3/114	BEDROOM	W3/114	7.21	7.21	0.00	0.00
R3/114	BEDROOM	W4/114	16.06	16.04	0.02	0.12
R4/114	LD	W5/114	7.95	7.77	0.18	2.26
R5/114	LD	W6/114	10.38	10.21	0.17	1.64
R5/114	LD	W7/114	8.78	8.69	0.09	1.03
R6/114	BEDROOM	W8/114	26.11	25.95	0.16	0.61
R7/114	BEDROOM	W9/114	27.14	26.98	0.16	0.59
R8/114	LD	W11/114	8.13	7.84	0.29	3.57



DAYLIGHT ANALYSIS

EUSTON TOWER, LONDON
EXISTING VS PROPOSED 260923

DAYLIGHT						
Room	Room Use	Window	Existing VSC	Proposed VSC	Loss	%Loss
R9/114	BEDROOM	W10/114	27.86	27.60	0.26	0.93
R10/114	LD	W12/114	11.74	11.56	0.18	1.53
R10/114	LD	W13/114	19.23	19.10	0.13	0.68
R11/114	LD	W14/114	14.56	14.49	0.07	0.48
R12/114	BEDROOM	W17/114	27.23	27.08	0.15	0.55
R13/114	BEDROOM	W16/114	26.77	26.63	0.14	0.52
R14/114	BEDROOM	W15/114	25.83	25.69	0.14	0.54
R15/114	LD	W19/114	10.74	10.62	0.12	1.12
R15/114	LD	W20/114	7.73	7.59	0.14	1.81
R16/114	LD	W18/114	9.45	9.45	0.00	0.00
R1/115	LD	W1/115	28.46	28.44	0.02	0.07
R2/115	KITCHEN?	W2/115	10.81	10.81	0.00	0.00
R3/115	BEDROOM	W3/115	6.86	6.86	0.00	0.00
R3/115	BEDROOM	W4/115	18.42	18.40	0.02	0.11
R4/115	LD	W5/115	3.94	3.77	0.17	4.31
R5/115	LD	W6/115	5.49	5.32	0.17	3.10
R5/115	LD	W7/115	4.59	4.52	0.07	1.53
R6/115	BEDROOM	W8/115	27.44	27.36	0.08	0.29
R7/115	BEDROOM	W9/115	27.81	27.68	0.13	0.47
R7/115	BEDROOM	W15/115	28.23	28.05	0.18	0.64
R8/115	LD	W11/115	26.28	25.90	0.38	1.45
R9/115	BEDROOM	W10/115	28.66	28.39	0.27	0.94
R10/115	LD	W12/115	20.98	20.80	0.18	0.86
R10/115	LD	W13/115	23.83	23.70	0.13	0.55



DAYLIGHT ANALYSIS

EUSTON TOWER, LONDON
EXISTING VS PROPOSED 260923

DAYLIGHT						
Room	Room Use	Window	Existing VSC	Proposed VSC	Loss	%Loss
R11/115	LD	W14/115	23.81	23.67	0.14	0.59
R12/115	BEDROOM	W21/115	27.87	27.72	0.15	0.54
R13/115	BEDROOM	W17/115	27.21	27.06	0.15	0.55
R13/115	BEDROOM	W22/115	27.55	27.41	0.14	0.51
R14/115	BEDROOM	W16/115	26.83	26.69	0.14	0.52
R15/115	LD	W19/115	21.49	21.35	0.14	0.65
R15/115	LD	W20/115	16.42	16.27	0.15	0.91
R16/115	LD	W18/115	18.34	18.30	0.04	0.22
R1/116	LKD	W1/116	22.05	22.05	0.00	0.00
R2/116	BEDROOM?	W2/116	9.78	9.67	0.11	1.12
R3/116	BEDROOM?	W3/116	13.29	13.11	0.18	1.35
R4/116	LKD?	W4/116	20.68	20.53	0.15	0.73
R4/116	LKD?	W5/116	22.53	22.53	0.00	0.00

Schafer House, University College

R1/120		W1/120	5.85	5.85	0.00	0.00
R2/120		W2/120	8.14	8.14	0.00	0.00
R3/120		W3/120	8.46	8.46	0.00	0.00
R4/120		W4/120	12.83	12.71	0.12	0.94
R4/120		W5/120	10.76	10.54	0.22	2.04
R5/120		W6/120	14.35	14.29	0.06	0.42
R5/120		W7/120	14.94	14.93	0.01	0.07
R6/120		W8/120	15.88	15.88	0.00	0.00
R6/120		W9/120	16.39	16.39	0.00	0.00
R7/120		W10/120	17.15	17.15	0.00	0.00



DAYLIGHT ANALYSIS

EUSTON TOWER, LONDON
EXISTING VS PROPOSED 260923

DAYLIGHT						
Room	Room Use	Window	Existing VSC	Proposed VSC	Loss	%Loss
R1/121		W1/121	8.00	8.00	0.00	0.00
R2/121		W2/121	10.93	10.93	0.00	0.00
R3/121		W3/121	11.42	11.42	0.00	0.00
R4/121		W4/121	15.72	15.56	0.16	1.02
R4/121		W5/121	13.30	13.08	0.22	1.65
R5/121		W6/121	17.21	17.15	0.06	0.35
R5/121		W7/121	17.79	17.78	0.01	0.06
R6/121		W8/121	18.59	18.59	0.00	0.00
R6/121		W9/121	19.03	18.99	0.04	0.21
R7/121		W10/121	19.68	19.58	0.10	0.51
R1/122		W1/122	13.05	13.05	0.00	0.00
R2/122		W2/122	16.57	16.57	0.00	0.00
R3/122		W3/122	16.21	16.21	0.00	0.00
R4/122		W4/122	19.28	19.11	0.17	0.88
R4/122		W5/122	16.80	16.57	0.23	1.37
R5/122		W6/122	20.36	20.24	0.12	0.59
R5/122		W7/122	20.79	20.63	0.16	0.77
R6/122		W8/122	21.31	21.13	0.18	0.84
R6/122		W9/122	21.60	21.43	0.17	0.79
R7/122		W10/122	22.04	21.86	0.18	0.82
R1/123		W1/123	21.17	21.02	0.15	0.71
R2/123		W2/123	22.61	22.46	0.15	0.66
R3/123		W3/123	21.10	20.94	0.16	0.76
R4/123		W4/123	22.57	22.40	0.17	0.75
R4/123		W5/123	20.28	20.04	0.24	1.18



DAYLIGHT ANALYSIS

EUSTON TOWER, LONDON
EXISTING VS PROPOSED 260923

DAYLIGHT						
Room	Room Use	Window	Existing VSC	Proposed VSC	Loss	%Loss
R5/123		W6/123	22.56	22.40	0.16	0.71
R5/123		W7/123	22.82	22.60	0.22	0.96
R6/123		W8/123	23.13	22.91	0.22	0.95
R6/123		W9/123	23.30	23.13	0.17	0.73
R7/123		W10/123	23.69	23.51	0.18	0.76
R1/180	LKD	W1/180	5.65	5.65	0.00	0.00
R2/180	BEDROOM	W2/180	5.38	5.38	0.00	0.00
R3/180	BEDROOM	W3/180	5.12	5.12	0.00	0.00
R4/180	BEDROOM	W4/180	4.38	4.38	0.00	0.00
R5/180	BEDROOM	W5/180	3.91	3.91	0.00	0.00
R6/180	BEDROOM	W6/180	2.82	2.82	0.00	0.00
R1/181	LKD	W1/181	7.14	7.14	0.00	0.00
R2/181	BEDROOM	W2/181	6.78	6.78	0.00	0.00
R3/181	BEDROOM	W3/181	6.40	6.40	0.00	0.00
R4/181	BEDROOM	W4/181	5.38	5.38	0.00	0.00
R5/181	BEDROOM	W5/181	4.73	4.73	0.00	0.00
R6/181	BEDROOM	W6/181	3.28	3.28	0.00	0.00
R1/182	LKD	W1/182	9.12	9.09	0.03	0.33
R2/182	BEDROOM	W2/182	8.63	8.61	0.02	0.23
R3/182	BEDROOM	W3/182	8.13	8.11	0.02	0.25
R4/182	BEDROOM	W4/182	6.73	6.73	0.00	0.00
R5/182	BEDROOM	W5/182	5.80	5.80	0.00	0.00



DAYLIGHT ANALYSIS

EUSTON TOWER, LONDON
EXISTING VS PROPOSED 260923

DAYLIGHT						
Room	Room Use	Window	Existing VSC	Proposed VSC	Loss	%Loss
R6/182	BEDROOM	W6/182	3.83	3.83	0.00	0.00
R1/183	LKD	W1/183	11.39	11.13	0.26	2.28
R2/183	BEDROOM	W2/183	10.93	10.74	0.19	1.74
R3/183	BEDROOM	W3/183	10.38	10.23	0.15	1.45
R4/183	BEDROOM	W4/183	8.61	8.52	0.09	1.05
R5/183	BEDROOM	W5/183	7.25	7.16	0.09	1.24
R6/183	BEDROOM	W6/183	4.52	4.52	0.00	0.00
R1/184	LKD	W1/184	13.52	13.25	0.27	2.00
R2/184	BEDROOM	W2/184	13.29	13.02	0.27	2.03
R3/184	BEDROOM	W3/184	12.84	12.56	0.28	2.18
R4/184	BEDROOM	W4/184	10.92	10.62	0.30	2.75
R5/184	BEDROOM	W5/184	9.20	8.88	0.32	3.48
R6/184	BEDROOM	W6/184	5.63	5.59	0.04	0.71
R1/185	LKD	W1/185	16.02	15.74	0.28	1.75
R2/185	BEDROOM	W2/185	16.12	15.84	0.28	1.74
R3/185	BEDROOM	W3/185	15.98	15.65	0.33	2.07
R4/185	BEDROOM	W4/185	14.45	14.10	0.35	2.42
R5/185	BEDROOM	W5/185	12.86	12.46	0.40	3.11
R6/185	BEDROOM	W6/185	8.32	8.23	0.09	1.08
R1/186	LKD	W1/186	18.32	18.04	0.28	1.53
R2/186	BEDROOM	W2/186	18.82	18.54	0.28	1.49



DAYLIGHT ANALYSIS

EUSTON TOWER, LONDON
EXISTING VS PROPOSED 260923

DAYLIGHT						
Room	Room Use	Window	Existing VSC	Proposed VSC	Loss	%Loss
R3/186	BEDROOM	W3/186	19.13	18.74	0.39	2.04
R4/186	BEDROOM	W4/186	19.12	18.71	0.41	2.14
R5/186	BEDROOM	W5/186	18.61	18.12	0.49	2.63
R6/186	BEDROOM	W6/186	15.92	15.41	0.51	3.20
R1/211	LKD	W1/211	10.19	10.08	0.11	1.08
R2/211	BEDROOM	W2/211	10.04	9.90	0.14	1.39
R3/211	BEDROOM	W3/211	9.89	9.73	0.16	1.62
R4/211	BEDROOM	W4/211	9.64	9.45	0.19	1.97
R5/211	BEDROOM	W5/211	9.46	9.24	0.22	2.33
R6/211	BEDROOM	W6/211	9.18	8.94	0.24	2.61
R7/211	BEDROOM	W7/211	9.09	8.73	0.36	3.96
R8/211	BEDROOM	W8/211	9.23	8.85	0.38	4.12
R9/211	BEDROOM	W9/211	9.16	8.78	0.38	4.15
R10/211	BEDROOM	W10/211	9.00	8.67	0.33	3.67
R11/211	BEDROOM	W211/211	8.86	8.53	0.33	3.72
R12/211	LKD	W12/211	8.76	8.37	0.39	4.45
R1/212	LKD	W1/212	11.17	11.02	0.15	1.34
R2/212	BEDROOM	W2/212	10.87	10.70	0.17	1.56
R3/212	BEDROOM	W3/212	10.70	10.51	0.19	1.78
R4/212	BEDROOM	W4/212	10.40	10.17	0.23	2.21
R5/212	BEDROOM	W5/212	10.19	9.94	0.25	2.45



DAYLIGHT ANALYSIS

EUSTON TOWER, LONDON
EXISTING VS PROPOSED 260923

DAYLIGHT						
Room	Room Use	Window	Existing VSC	Proposed VSC	Loss	%Loss
R6/212	BEDROOM	W6/212	9.96	9.67	0.29	2.91
R7/212	BEDROOM	W7/212	9.80	9.38	0.42	4.29
R8/212	BEDROOM	W8/212	9.87	9.44	0.43	4.36
R9/212	BEDROOM	W9/212	9.78	9.35	0.43	4.40
R10/212	BEDROOM	W10/212	9.64	9.23	0.41	4.25
R11/212	BEDROOM	W11/212	9.51	9.09	0.42	4.42
R12/212	LKD	W212/212	9.48	8.98	0.50	5.27
R1/213	LKD	W1/213	12.08	11.89	0.19	1.57
R2/213	BEDROOM	W2/213	11.74	11.53	0.21	1.79
R3/213	BEDROOM	W3/213	11.54	11.31	0.23	1.99
R4/213	BEDROOM	W4/213	11.20	10.93	0.27	2.41
R5/213	BEDROOM	W5/213	10.97	10.67	0.30	2.73
R6/213	BEDROOM	W6/213	10.70	10.36	0.34	3.18
R7/213	BEDROOM	W7/213	10.49	10.01	0.48	4.58
R8/213	BEDROOM	W8/213	10.56	10.07	0.49	4.64
R9/213	BEDROOM	W9/213	10.46	9.97	0.49	4.68
R10/213	BEDROOM	W10/213	10.33	9.83	0.50	4.84
R11/213	BEDROOM	W11/213	10.19	9.69	0.50	4.91
R12/213	LKD	W12/213	10.19	9.57	0.62	6.08
R1/214	LKD	W1/214	13.09	12.86	0.23	1.76
R2/214	BEDROOM	W2/214	12.70	12.44	0.26	2.05



DAYLIGHT ANALYSIS

EUSTON TOWER, LONDON
EXISTING VS PROPOSED 260923

DAYLIGHT						
Room	Room Use	Window	Existing VSC	Proposed VSC	Loss	%Loss
R3/214	BEDROOM	W3/214	12.48	12.20	0.28	2.24
R4/214	BEDROOM	W4/214	12.09	11.76	0.33	2.73
R5/214	BEDROOM	W5/214	11.84	11.48	0.36	3.04
R6/214	BEDROOM	W6/214	11.52	11.12	0.40	3.47
R7/214	BEDROOM	W7/214	11.24	10.69	0.55	4.89
R8/214	BEDROOM	W8/214	11.31	10.76	0.55	4.86
R9/214	BEDROOM	W9/214	11.20	10.64	0.56	5.00
R10/214	BEDROOM	W10/214	11.04	10.47	0.57	5.16
R11/214	BEDROOM	W11/214	10.92	10.33	0.59	5.40
R12/214	LKD	W12/214	10.91	10.21	0.70	6.42
R1/215	LKD	W1/215	14.20	13.92	0.28	1.97
R2/215	BEDROOM	W2/215	13.75	13.45	0.30	2.18
R3/215	BEDROOM	W3/215	13.50	13.16	0.34	2.52
R4/215	BEDROOM	W4/215	13.05	12.68	0.37	2.84
R5/215	BEDROOM	W5/215	12.78	12.36	0.42	3.29
R6/215	BEDROOM	W6/215	12.40	11.94	0.46	3.71
R7/215	BEDROOM	W7/215	12.06	11.44	0.62	5.14
R8/215	BEDROOM	W8/215	12.13	11.50	0.63	5.19
R9/215	BEDROOM	W9/215	12.00	11.36	0.64	5.33
R10/215	BEDROOM	W10/215	11.81	11.17	0.64	5.42
R11/215	BEDROOM	W11/215	11.69	11.01	0.68	5.82



DAYLIGHT ANALYSIS

EUSTON TOWER, LONDON
EXISTING VS PROPOSED 260923

DAYLIGHT						
Room	Room Use	Window	Existing VSC	Proposed VSC	Loss	%Loss
R12/215	LKD	W12/215	11.66	10.89	0.77	6.60
R1/216	LKD	W1/216	15.42	15.09	0.33	2.14
R2/216	BEDROOM	W2/216	14.95	14.59	0.36	2.41
R3/216	BEDROOM	W3/216	14.66	14.25	0.41	2.80
R4/216	BEDROOM	W4/216	14.14	13.70	0.44	3.11
R5/216	BEDROOM	W5/216	13.85	13.36	0.49	3.54
R6/216	BEDROOM	W6/216	13.38	12.85	0.53	3.96
R7/216	BEDROOM	W7/216	12.96	12.25	0.71	5.48
R8/216	BEDROOM	W8/216	13.04	12.33	0.71	5.44
R9/216	BEDROOM	W9/216	12.91	12.18	0.73	5.65
R10/216	BEDROOM	W10/216	12.68	11.95	0.73	5.76
R11/216	BEDROOM	W11/216	12.57	11.78	0.79	6.28
R12/216	LKD	W12/216	12.46	11.61	0.85	6.82
R1/217	KD	W1/217	16.11	15.64	0.47	2.92
R2/217	BEDROOM	W2/217	15.34	14.88	0.46	3.00
R3/217	BEDROOM	W3/217	14.47	13.89	0.58	4.01
R4/217	BEDROOM	W4/217	13.87	13.21	0.66	4.76
R5/217	BEDROOM	W5/217	13.26	12.45	0.81	6.11
R6/217	BEDROOM	W6/217	13.12	12.28	0.84	6.40
R7/217	BEDROOM	W7/217	12.71	11.86	0.85	6.69
R8/217	KD	W8/217	12.59	11.61	0.98	7.78



DAYLIGHT ANALYSIS

EUSTON TOWER, LONDON
EXISTING VS PROPOSED 260923

DAYLIGHT

Room	Room Use	Window	Existing VSC	Proposed VSC	Loss	%Loss
R1/40	LIVINGROOM	W1/40	7.68	7.45	0.23	2.99
R1/40	LIVINGROOM	W2/40	7.60	7.41	0.19	2.50
R1/40	LIVINGROOM	W3/40	7.57	7.38	0.19	2.51
R2/40	BEDROOM	W4/40	7.54	7.34	0.20	2.65
R2/40	BEDROOM	W5/40	7.46	7.27	0.19	2.55
R2/40	BEDROOM	W6/40	7.15	6.97	0.18	2.52
R1/41	BEDROOM	W1/41	8.63	8.20	0.43	4.98
R1/41	BEDROOM	W2/41	8.62	8.18	0.44	5.10
R1/41	BEDROOM	W3/41	8.51	8.14	0.37	4.35
R2/41	LIVINGROOM	W4/41	8.42	8.08	0.34	4.04
R2/41	LIVINGROOM	W5/41	8.31	8.05	0.26	3.13
R2/41	LIVINGROOM	W6/41	8.27	8.02	0.25	3.02
R3/41	LIVINGROOM	W7/41	8.23	7.99	0.24	2.92
R3/41	LIVINGROOM	W8/41	8.15	7.92	0.23	2.82
R3/41	LIVINGROOM	W9/41	7.83	7.61	0.22	2.81
R1/42	BEDROOM	W1/42	9.37	8.82	0.55	5.87
R1/42	BEDROOM	W2/42	9.36	8.81	0.55	5.88
R1/42	BEDROOM	W3/42	9.23	8.77	0.46	4.98
R2/42	LIVINGROOM	W4/42	9.13	8.71	0.42	4.60
R2/42	LIVINGROOM	W5/42	8.99	8.68	0.31	3.45
R2/42	LIVINGROOM	W6/42	8.95	8.66	0.29	3.24
R3/42	LIVINGROOM	W7/42	8.92	8.64	0.28	3.14
R3/42	LIVINGROOM	W8/42	8.85	8.58	0.27	3.05
R3/42	LIVINGROOM	W9/42	8.53	8.28	0.25	2.93
R1/43	BEDROOM	W1/43	10.18	9.48	0.70	6.88
R1/43	BEDROOM	W2/43	10.17	9.47	0.70	6.88
R1/43	BEDROOM	W3/43	10.01	9.45	0.56	5.59
R2/43	LIVINGROOM	W4/43	9.90	9.39	0.51	5.15
R2/43	LIVINGROOM	W5/43	9.72	9.36	0.36	3.70
R2/43	LIVINGROOM	W6/43	9.69	9.34	0.35	3.61



DAYLIGHT ANALYSIS

EUSTON TOWER, LONDON
EXISTING VS PROPOSED 260923

DAYLIGHT						
Room	Room Use	Window	Existing VSC	Proposed VSC	Loss	%Loss
R3/43	LIVINGROOM	W7/43	9.67	9.35	0.32	3.31
R3/43	LIVINGROOM	W8/43	9.61	9.29	0.32	3.33
R3/43	LIVINGROOM	W9/43	9.29	8.99	0.30	3.23
R1/44	BEDROOM	W1/44	11.00	10.20	0.80	7.27
R1/44	BEDROOM	W2/44	10.97	10.19	0.78	7.11
R1/44	BEDROOM	W3/44	10.80	10.18	0.62	5.74
R2/44	LIVINGROOM	W4/44	10.67	10.12	0.55	5.15
R2/44	LIVINGROOM	W5/44	10.49	10.10	0.39	3.72
R2/44	LIVINGROOM	W6/44	10.46	10.08	0.38	3.63
R3/44	LIVINGROOM	W7/44	10.45	10.11	0.34	3.25
R3/44	LIVINGROOM	W8/44	10.39	10.05	0.34	3.27
R3/44	LIVINGROOM	W9/44	10.08	9.76	0.32	3.17
R1/45	BEDROOM	W1/45	11.85	10.96	0.89	7.51
R1/45	BEDROOM	W2/45	11.79	10.96	0.83	7.04
R1/45	BEDROOM	W3/45	11.61	10.97	0.64	5.51
R2/45	LIVINGROOM	W4/45	11.47	10.90	0.57	4.97
R2/45	LIVINGROOM	W5/45	11.30	10.88	0.42	3.72
R2/45	LIVINGROOM	W6/45	11.27	10.87	0.40	3.55
R3/45	LIVINGROOM	W7/45	11.27	10.92	0.35	3.11
R3/45	LIVINGROOM	W8/45	11.23	10.87	0.36	3.21
R3/45	LIVINGROOM	W9/45	10.92	10.57	0.35	3.21

175 Drummond Street

R1/51	BEDROOM	W1/51	3.43	2.67	0.76	22.16
R2/51	BEDROOM	W2/51	2.70	1.96	0.74	27.41
R1/52	BEDROOM	W1/52	4.11	3.24	0.87	21.17
R2/52	BEDROOM	W2/52	3.18	2.33	0.85	26.73
R1/53	BEDROOM	W1/53	4.98	4.00	0.98	19.68
R2/53	BEDROOM	W2/53	3.80	2.82	0.98	25.79



DAYLIGHT ANALYSIS

EUSTON TOWER, LONDON
EXISTING VS PROPOSED 260923

DAYLIGHT						
Room	Room Use	Window	Existing VSC	Proposed VSC	Loss	%Loss
R1/54	BEDROOM	W1/54	6.15	5.04	1.11	18.05
R2/54	BEDROOM	W2/54	4.65	3.53	1.12	24.09
R1/55	BEDROOM	W1/55	7.75	6.52	1.23	15.87
R2/55	BEDROOM	W2/55	5.85	4.58	1.27	21.71
R1/56	BEDROOM	W1/56	10.01	8.64	1.37	13.69
R2/56	BEDROOM	W2/56	7.65	6.22	1.43	18.69
R1/57	BEDROOM	W1/57	13.22	11.71	1.51	11.42
R2/57	BEDROOM	W2/57	10.58	8.98	1.60	15.12

Triton Building

R1/1103	BEDROOM	W1/1103	2.47	2.47	0.00	0.00
R2/1103	LKD	W2/1103	3.19	3.19	0.00	0.00
R2/1103	LKD	W3/1103	3.18	3.18	0.00	0.00
R2/1103	LKD	W4/1103	0.00	0.00	0.00	0.00
R3/1103	BEDROOM	W5/1103	0.00	0.00	0.00	0.00
R4/1103	BEDROOM	W6/1103	5.17	3.66	1.51	29.21
R5/1103	LKD	W7/1103	6.39	5.21	1.18	18.47
R6/1103	BEDROOM	W8/1103	0.00	0.00	0.00	0.00
R7/1103	LKD	W9/1103	0.00	0.00	0.00	0.00
R7/1103	LKD	W10/1103	0.82	0.82	0.00	0.00
R7/1103	LKD	W11/1103	2.44	2.44	0.00	0.00
R8/1103	BEDROOM	W12/1103	5.30	5.30	0.00	0.00
R1/1104	BEDROOM	W1/1104	3.25	3.25	0.00	0.00
R2/1104	LKD	W2/1104	5.21	5.21	0.00	0.00



DAYLIGHT ANALYSIS

EUSTON TOWER, LONDON
EXISTING VS PROPOSED 260923

DAYLIGHT						
Room	Room Use	Window	Existing VSC	Proposed VSC	Loss	%Loss
R2/1104	LKD	W3/1104	5.37	5.37	0.00	0.00
R2/1104	LKD	W4/1104	0.00	0.00	0.00	0.00
R3/1104	BEDROOM	W5/1104	0.00	0.00	0.00	0.00
R4/1104	BEDROOM	W6/1104	5.99	4.20	1.79	29.88
R5/1104	LKD	W7/1104	7.51	6.13	1.38	18.38
R6/1104	BEDROOM	W8/1104	0.00	0.00	0.00	0.00
R7/1104	LKD	W9/1104	0.00	0.00	0.00	0.00
R7/1104	LKD	W10/1104	1.81	1.81	0.00	0.00
R7/1104	LKD	W11/1104	2.73	2.73	0.00	0.00
R8/1104	BEDROOM	W12/1104	7.62	7.62	0.00	0.00
R1/1105	BEDROOM	W1/1105	5.43	5.43	0.00	0.00
R2/1105	LKD	W2/1105	7.79	7.79	0.00	0.00
R2/1105	LKD	W3/1105	8.25	8.25	0.00	0.00
R2/1105	LKD	W4/1105	0.00	0.00	0.00	0.00
R3/1105	BEDROOM	W5/1105	0.00	0.00	0.00	0.00
R4/1105	BEDROOM	W6/1105	6.86	4.73	2.13	31.05
R5/1105	LKD	W7/1105	8.77	7.13	1.64	18.70
R6/1105	BEDROOM	W8/1105	0.22	0.22	0.00	0.00
R7/1105	LKD	W9/1105	0.00	0.00	0.00	0.00
R7/1105	LKD	W10/1105	2.06	2.06	0.00	0.00
R7/1105	LKD	W11/1105	4.54	4.54	0.00	0.00
R8/1105	BEDROOM	W12/1105	11.37	11.37	0.00	0.00
R1/1106	BEDROOM	W1/1106	9.16	9.16	0.00	0.00
R2/1106	LKD	W2/1106	12.91	12.91	0.00	0.00
R2/1106	LKD	W3/1106	13.04	13.04	0.00	0.00
R2/1106	LKD	W4/1106	0.67	0.48	0.19	28.36



DAYLIGHT ANALYSIS

EUSTON TOWER, LONDON
EXISTING VS PROPOSED 260923

DAYLIGHT						
Room	Room Use	Window	Existing VSC	Proposed VSC	Loss	%Loss
R3/1106	BEDROOM	W5/1106	0.70	0.51	0.19	27.14
R4/1106	BEDROOM	W6/1106	7.80	5.31	2.49	31.92
R5/1106	LKD	W7/1106	10.08	8.17	1.91	18.95
R6/1106	BEDROOM	W8/1106	1.31	1.12	0.19	14.50
R7/1106	LKD	W9/1106	0.64	0.44	0.20	31.25
R7/1106	LKD	W10/1106	2.96	2.96	0.00	0.00
R7/1106	LKD	W11/1106	4.16	4.16	0.00	0.00
R8/1106	BEDROOM	W12/1106	11.11	11.11	0.00	0.00
R1/1107	BEDROOM	W1/1107	15.33	15.33	0.00	0.00
R2/1107	LKD	W2/1107	19.27	19.27	0.00	0.00
R2/1107	LKD	W3/1107	19.85	19.85	0.00	0.00
R2/1107	LKD	W4/1107	2.07	1.50	0.57	27.54
R3/1107	BEDROOM	W5/1107	2.10	1.56	0.54	25.71
R4/1107	BEDROOM	W6/1107	9.14	6.24	2.90	31.73
R5/1107	LKD	W7/1107	11.48	9.26	2.22	19.34
R6/1107	BEDROOM	W8/1107	2.67	2.16	0.51	19.10
R7/1107	LKD	W9/1107	1.68	1.15	0.53	31.55
R7/1107	LKD	W10/1107	4.12	4.11	0.01	0.24
R7/1107	LKD	W11/1107	6.46	6.46	0.00	0.00
R8/1107	BEDROOM	W12/1107	13.07	13.07	0.00	0.00
R1/1108	BEDROOM	W1/1108	27.22	27.21	0.01	0.04
R1/1108	BEDROOM	W2/1108	27.90	27.90	0.00	0.00
R2/1108	LKD	W3/1108	28.68	28.68	0.00	0.00
R2/1108	LKD	W4/1108	27.94	27.94	0.00	0.00
R2/1108	LKD	W5/1108	4.86	3.86	1.00	20.58
R2/1108	LKD	W6/1108	3.97	2.99	0.98	24.69



DAYLIGHT ANALYSIS

EUSTON TOWER, LONDON
EXISTING VS PROPOSED 260923

DAYLIGHT						
Room	Room Use	Window	Existing VSC	Proposed VSC	Loss	%Loss
R3/1108	BEDROOM	W7/1108	10.80	7.48	3.32	30.74
R4/1108	BEDROOM	W8/1108	12.70	10.18	2.52	19.84
R5/1108	LKD	W9/1108	3.87	3.01	0.86	22.22
R5/1108	LKD	W10/1108	2.75	1.90	0.85	30.91
R5/1108	LKD	W11/1108	6.11	6.11	0.00	0.00
R5/1108	LKD	W12/1108	7.50	7.45	0.05	0.67
R6/1108	BEDROOM	W13/1108	8.99	8.99	0.00	0.00
R6/1108	BEDROOM	W14/1108	13.95	13.89	0.06	0.43
R1/1109	BEDROOM	W1/1109	34.04	34.04	0.00	0.00
R1/1109	BEDROOM	W2/1109	33.33	33.33	0.00	0.00
R2/1109	LKD	W3/1109	33.93	33.93	0.00	0.00
R2/1109	LKD	W4/1109	33.92	33.92	0.00	0.00
R2/1109	LKD	W5/1109	7.27	5.84	1.43	19.67
R2/1109	LKD	W6/1109	5.94	4.50	1.44	24.24
R3/1109	BEDROOM	W7/1109	12.36	8.62	3.74	30.26
R4/1109	BEDROOM	W8/1109	13.99	11.15	2.84	20.30
R5/1109	LKD	W9/1109	5.16	3.82	1.34	25.97
R5/1109	LKD	W10/1109	3.78	2.54	1.24	32.80
R5/1109	LKD	W11/1109	9.98	9.85	0.13	1.30
R5/1109	LKD	W12/1109	11.86	11.82	0.04	0.34
R6/1109	BEDROOM	W13/1109	13.02	12.85	0.17	1.31
R6/1109	BEDROOM	W14/1109	17.29	17.26	0.03	0.17
R1/1110	BEDROOM	W1/1110	35.15	35.14	0.01	0.03
R1/1110	BEDROOM	W2/1110	34.79	34.79	0.00	0.00
R2/1110	LKD	W3/1110	35.31	35.30	0.01	0.03
R2/1110	LKD	W4/1110	34.53	34.53	0.00	0.00
R2/1110	LKD	W5/1110	8.44	6.62	1.82	21.56
R2/1110	LKD	W6/1110	7.10	5.26	1.84	25.92
R3/1110	BEDROOM	W7/1110	13.68	9.56	4.12	30.12



DAYLIGHT ANALYSIS

EUSTON TOWER, LONDON
EXISTING VS PROPOSED 260923

DAYLIGHT						
Room	Room Use	Window	Existing VSC	Proposed VSC	Loss	%Loss
R4/1110	BEDROOM	W8/1110	15.08	11.83	3.25	21.55
R5/1110	LKD	W9/1110	6.40	4.58	1.82	28.44
R5/1110	LKD	W10/1110	4.84	3.10	1.74	35.95
R5/1110	LKD	W11/1110	13.52	13.36	0.16	1.18
R5/1110	LKD	W12/1110	14.59	14.38	0.21	1.44
R6/1110	BEDROOM	W13/1110	15.40	15.27	0.13	0.84
R6/1110	BEDROOM	W14/1110	18.94	18.75	0.19	1.00
R1/1111	BEDROOM	W1/1111	34.76	34.76	0.00	0.00
R1/1111	BEDROOM	W2/1111	34.05	34.04	0.01	0.03
R2/1111	LKD	W3/1111	34.60	34.60	0.00	0.00
R2/1111	LKD	W4/1111	34.63	34.63	0.00	0.00
R2/1111	LKD	W5/1111	8.81	6.85	1.96	22.25
R2/1111	LKD	W6/1111	7.56	5.57	1.99	26.32
R3/1111	BEDROOM	W7/1111	14.40	10.14	4.26	29.58
R4/1111	BEDROOM	W8/1111	15.75	12.31	3.44	21.84
R5/1111	LKD	W9/1111	7.08	5.02	2.06	29.10
R5/1111	LKD	W10/1111	5.71	3.69	2.02	35.38
R5/1111	LKD	W11/1111	17.90	17.57	0.33	1.84
R5/1111	LKD	W12/1111	19.51	19.27	0.24	1.23
R6/1111	BEDROOM	W13/1111	19.92	19.58	0.34	1.71
R6/1111	BEDROOM	W14/1111	22.17	21.98	0.19	0.86
R1/1112	BEDROOM	W1/1112	35.31	35.30	0.01	0.03
R1/1112	BEDROOM	W2/1112	34.95	34.95	0.00	0.00
R2/1112	LKD	W3/1112	35.47	35.46	0.01	0.03
R2/1112	LKD	W4/1112	34.69	34.69	0.00	0.00
R2/1112	LKD	W5/1112	9.11	7.07	2.04	22.39
R2/1112	LKD	W6/1112	7.88	5.80	2.08	26.40
R3/1112	BEDROOM	W7/1112	15.02	10.67	4.35	28.96
R4/1112	BEDROOM	W8/1112	16.28	12.72	3.56	21.87



DAYLIGHT ANALYSIS

EUSTON TOWER, LONDON
EXISTING VS PROPOSED 260923

DAYLIGHT						
Room	Room Use	Window	Existing VSC	Proposed VSC	Loss	%Loss
R5/1112	LKD	W9/1112	7.60	5.37	2.23	29.34
R5/1112	LKD	W10/1112	6.44	4.19	2.25	34.94
R5/1112	LKD	W11/1112	20.94	20.56	0.38	1.81
R5/1112	LKD	W12/1112	21.85	21.45	0.40	1.83
R6/1112	BEDROOM	W13/1112	22.16	21.85	0.31	1.40
R6/1112	BEDROOM	W14/1112	23.79	23.47	0.32	1.35
R1/1113	BEDROOM	W1/1113	34.90	34.90	0.00	0.00
R1/1113	BEDROOM	W2/1113	34.19	34.19	0.00	0.00
R2/1113	LKD	W3/1113	34.74	34.74	0.00	0.00
R2/1113	LKD	W4/1113	34.77	34.77	0.00	0.00
R2/1113	LKD	W5/1113	9.30	7.20	2.10	22.58
R2/1113	LKD	W6/1113	8.14	5.99	2.15	26.41
R3/1113	BEDROOM	W7/1113	15.57	11.17	4.40	28.26
R4/1113	BEDROOM	W8/1113	16.69	13.06	3.63	21.75
R5/1113	BEDROOM	W9/1113	7.92	5.59	2.33	29.42
R6/1113	LKD	W10/1113	6.82	4.45	2.37	34.75
R6/1113	LKD	W11/1113	22.38	21.92	0.46	2.06
R6/1113	LKD	W12/1113	23.80	23.45	0.35	1.47
R6/1113	LKD	W13/1113	24.00	23.56	0.44	1.83
R7/1113	BEDROOM	W14/1113	25.38	25.12	0.26	1.02
R1/1114	BEDROOM	W1/1114	35.42	35.41	0.01	0.03
R1/1114	BEDROOM	W2/1114	35.07	35.07	0.00	0.00
R2/1114	LKD	W3/1114	35.59	35.58	0.01	0.03
R2/1114	LKD	W4/1114	34.81	34.81	0.00	0.00
R2/1114	LKD	W5/1114	9.37	7.29	2.08	22.20
R2/1114	LKD	W6/1114	8.32	6.19	2.13	25.60
R3/1114	BEDROOM	W7/1114	15.88	11.53	4.35	27.39
R4/1114	BEDROOM	W8/1114	16.87	13.26	3.61	21.40



DAYLIGHT ANALYSIS

EUSTON TOWER, LONDON
EXISTING VS PROPOSED 260923

DAYLIGHT						
Room	Room Use	Window	Existing VSC	Proposed VSC	Loss	%Loss
R5/1114	BEDROOM	W9/1114	7.96	5.65	2.31	29.02
R6/1114	LKD	W10/1114	6.85	4.52	2.33	34.01
R6/1114	LKD	W11/1114	23.52	23.13	0.39	1.66
R6/1114	LKD	W12/1114	24.33	23.91	0.42	1.73
R6/1114	LKD	W13/1114	24.51	24.19	0.32	1.31
R7/1114	BEDROOM	W14/1114	26.00	25.68	0.32	1.23
R1/1115	BEDROOM	W1/1115	34.98	34.98	0.00	0.00
R1/1115	BEDROOM	W2/1115	34.28	34.28	0.00	0.00
R2/1115	LKD	W3/1115	34.83	34.83	0.00	0.00
R2/1115	LKD	W4/1115	34.86	34.86	0.00	0.00
R2/1115	LKD	W5/1115	9.38	7.31	2.07	22.07
R2/1115	LKD	W6/1115	8.56	6.46	2.10	24.53
R3/1115	BEDROOM	W7/1115	16.20	11.89	4.31	26.60
R4/1115	BEDROOM	W8/1115	17.06	13.46	3.60	21.10
R5/1115	BEDROOM	W9/1115	7.99	5.70	2.29	28.66
R6/1115	LKD	W10/1115	6.88	4.58	2.30	33.43
R6/1115	LKD	W11/1115	25.11	24.67	0.44	1.75
R6/1115	LKD	W12/1115	26.43	26.10	0.33	1.25
R6/1115	LKD	W13/1115	26.49	26.08	0.41	1.55
R7/1115	BEDROOM	W14/1115	27.73	27.48	0.25	0.90
R1/1116	BEDROOM	W1/1116	35.49	35.48	0.01	0.03
R1/1116	BEDROOM	W2/1116	35.15	35.15	0.00	0.00
R2/1116	LKD	W3/1116	35.67	35.66	0.01	0.03
R2/1116	LKD	W4/1116	34.89	34.89	0.00	0.00
R2/1116	LKD	W5/1116	9.45	7.40	2.05	21.69
R2/1116	LKD	W6/1116	8.81	6.73	2.08	23.61
R3/1116	BEDROOM	W7/1116	16.54	12.29	4.25	25.70
R4/1116	BEDROOM	W8/1116	17.27	13.69	3.58	20.73



DAYLIGHT ANALYSIS

EUSTON TOWER, LONDON
EXISTING VS PROPOSED 260923

DAYLIGHT						
Room	Room Use	Window	Existing VSC	Proposed VSC	Loss	%Loss
R5/1116	BEDROOM	W9/1116	8.04	5.78	2.26	28.11
R6/1116	LKD	W10/1116	6.93	4.66	2.27	32.76
R6/1116	LKD	W11/1116	26.47	26.11	0.36	1.36
R6/1116	LKD	W12/1116	27.16	26.78	0.38	1.40
R6/1116	LKD	W13/1116	27.19	26.89	0.30	1.10
R7/1116	BEDROOM	W14/1116	28.52	28.22	0.30	1.05
R1/1117	BEDROOM	W1/1117	35.16	35.16	0.00	0.00
R1/1117	BEDROOM	W2/1117	34.58	34.58	0.00	0.00
R2/1117	LKD	W3/1117	35.05	35.05	0.00	0.00
R2/1117	LKD	W4/1117	35.12	35.12	0.00	0.00
R2/1117	LKD	W5/1117	9.51	7.49	2.02	21.24
R2/1117	LKD	W6/1117	9.05	7.00	2.05	22.65
R3/1117	BEDROOM	W7/1117	16.91	12.71	4.20	24.84
R4/1117	BEDROOM	W8/1117	17.50	13.96	3.54	20.23
R5/1117	BEDROOM	W9/1117	8.16	5.94	2.22	27.21
R6/1117	LKD	W10/1117	7.38	5.14	2.24	30.35
R6/1117	LKD	W11/1117	28.25	27.84	0.41	1.45
R6/1117	LKD	W12/1117	29.43	29.12	0.31	1.05
R6/1117	LKD	W13/1117	29.31	28.94	0.37	1.26
R7/1117	BEDROOM	W14/1117	30.37	30.14	0.23	0.76
R1/1118	BEDROOM	W1/1118	35.71	35.71	0.00	0.00
R1/1118	BEDROOM	W2/1118	35.37	35.37	0.00	0.00
R2/1118	LKD	W3/1118	35.90	35.89	0.01	0.03
R2/1118	LKD	W4/1118	35.15	35.15	0.00	0.00
R2/1118	LKD	W5/1118	9.67	7.67	2.00	20.68
R2/1118	LKD	W6/1118	9.30	7.27	2.03	21.83
R3/1118	BEDROOM	W7/1118	17.32	13.19	4.13	23.85
R4/1118	BEDROOM	W8/1118	17.80	14.30	3.50	19.66



DAYLIGHT ANALYSIS

EUSTON TOWER, LONDON
EXISTING VS PROPOSED 260923

DAYLIGHT						
Room	Room Use	Window	Existing VSC	Proposed VSC	Loss	%Loss
R5/1118	BEDROOM	W9/1118	8.37	6.17	2.20	26.28
R6/1118	LKD	W10/1118	7.74	5.53	2.21	28.55
R6/1118	LKD	W11/1118	29.86	29.52	0.34	1.14
R6/1118	LKD	W12/1118	30.28	29.89	0.39	1.29
R6/1118	LKD	W13/1118	30.33	30.06	0.27	0.89
R7/1118	BEDROOM	W14/1118	31.22	30.93	0.29	0.93
R1/1119	LKD	W1/1119	36.15	36.15	0.00	0.00
R1/1119	LKD	W2/1119	35.65	35.65	0.00	0.00
R1/1119	LKD	W3/1119	36.05	36.05	0.00	0.00
R1/1119	LKD	W4/1119	36.06	36.06	0.00	0.00
R1/1119	LKD	W5/1119	10.99	8.81	2.18	19.84
R1/1119	LKD	W6/1119	10.65	8.46	2.19	20.56
R2/1119	BEDROOM	W7/1119	17.96	13.88	4.08	22.72
R3/1119	BEDROOM	W8/1119	18.41	14.90	3.51	19.07
R4/1119	BEDROOM	W9/1119	9.72	7.34	2.38	24.49
R4/1119	BEDROOM	W10/1119	9.42	7.02	2.40	25.48
R4/1119	BEDROOM	W11/1119	32.29	31.87	0.42	1.30
R4/1119	BEDROOM	W12/1119	33.07	32.74	0.33	1.00
R5/1119	BEDROOM	W13/1119	32.98	32.60	0.38	1.15
R5/1119	BEDROOM	W14/1119	33.64	33.40	0.24	0.71
R1/1120	LKD	W1/1120	36.36	36.36	0.00	0.00
R1/1120	LKD	W2/1120	36.15	36.15	0.00	0.00
R1/1120	LKD	W3/1120	36.50	36.49	0.01	0.03
R1/1120	LKD	W4/1120	35.96	35.96	0.00	0.00
R1/1120	LKD	W5/1120	11.24	9.09	2.15	19.13
R1/1120	LKD	W6/1120	10.90	8.74	2.16	19.82
R2/1120	BEDROOM	W7/1120	18.53	14.52	4.01	21.64
R3/1120	BEDROOM	W8/1120	18.87	15.40	3.47	18.39
R4/1120	BEDROOM	W9/1120	10.13	7.78	2.35	23.20
R4/1120	BEDROOM	W10/1120	9.78	7.42	2.36	24.13
R4/1120	BEDROOM	W11/1120	33.68	33.33	0.35	1.04



DAYLIGHT ANALYSIS

EUSTON TOWER, LONDON
EXISTING VS PROPOSED 260923

DAYLIGHT						
Room	Room Use	Window	Existing VSC	Proposed VSC	Loss	%Loss
R4/1120	BEDROOM	W12/1120	34.08	33.72	0.36	1.06
R5/1120	BEDROOM	W13/1120	33.72	33.43	0.29	0.86
R5/1120	BEDROOM	W14/1120	34.62	34.35	0.27	0.78
R1/1121	LKD	W1/1121	36.54	36.54	0.00	0.00
R1/1121	LKD	W2/1121	35.98	35.98	0.00	0.00
R1/1121	LKD	W3/1121	36.43	36.43	0.00	0.00
R1/1121	LKD	W4/1121	36.38	36.38	0.00	0.00
R1/1121	LKD	W5/1121	12.09	9.87	2.22	18.36
R1/1121	LKD	W6/1121	11.80	9.56	2.24	18.98
R2/1121	BEDROOM	W7/1121	19.33	15.39	3.94	20.38
R3/1121	BEDROOM	W8/1121	19.51	16.07	3.44	17.63
R4/1121	BEDROOM	W9/1121	11.15	8.72	2.43	21.79
R4/1121	BEDROOM	W10/1121	10.99	8.56	2.43	22.11
R4/1121	BEDROOM	W11/1121	35.26	34.91	0.35	0.99
R4/1121	BEDROOM	W12/1121	35.66	35.33	0.33	0.93
R5/1121	BEDROOM	W13/1121	35.63	35.30	0.33	0.93
R5/1121	BEDROOM	W14/1121	35.81	35.58	0.23	0.64
R1/1122	LIVINGROOM	W1/1122	35.16	35.15	0.01	0.03
R1/1122	LIVINGROOM	W2/1122	34.71	34.71	0.00	0.00
R1/1122	LIVINGROOM	W3/1122	35.41	35.40	0.01	0.03
R1/1122	LIVINGROOM	W4/1122	34.43	34.43	0.00	0.00
R1/1122	LIVINGROOM	W5/1122	11.50	9.38	2.12	18.43
R1/1122	LIVINGROOM	W6/1122	11.56	9.42	2.14	18.51
R2/1122	LIVINGROOM	W7/1122	20.09	16.23	3.86	19.21
R2/1122	LIVINGROOM	W8/1122	20.15	16.78	3.37	16.72
R3/1122	DINING	W9/1122	11.03	8.72	2.31	20.94
R3/1122	DINING	W10/1122	10.43	8.13	2.30	22.05
R3/1122	DINING	W11/1122	34.12	33.85	0.27	0.79
R3/1122	DINING	W12/1122	34.01	33.64	0.37	1.09
R4/1122	KITCHEN	W13/1122	34.00	33.78	0.22	0.65
R4/1122	KITCHEN	W14/1122	34.20	33.93	0.27	0.79



DAYLIGHT ANALYSIS

EUSTON TOWER, LONDON
EXISTING VS PROPOSED 260923

DAYLIGHT						
Room	Room Use	Window	Existing VSC	Proposed VSC	Loss	%Loss
R1/1123	BEDROOM	W1/1123	36.55	36.54	0.01	0.03
R1/1123	BEDROOM	W2/1123	36.44	36.44	0.00	0.00
R2/1123	BEDROOM	W3/1123	36.57	36.55	0.02	0.05
R2/1123	BEDROOM	W4/1123	36.80	36.79	0.01	0.03
R2/1123	BEDROOM	W5/1123	11.29	9.31	1.98	17.54
R2/1123	BEDROOM	W6/1123	11.14	9.14	2.00	17.95
R3/1123	BEDROOM	W7/1123	21.68	17.89	3.79	17.48
R3/1123	BEDROOM	W8/1123	21.67	18.37	3.30	15.23
R4/1123	BEDROOM	W9/1123	10.69	8.54	2.15	20.11
R4/1123	BEDROOM	W10/1123	10.50	8.36	2.14	20.38
R4/1123	BEDROOM	W11/1123	35.34	34.99	0.35	0.99
R4/1123	BEDROOM	W12/1123	35.93	35.66	0.27	0.75
R5/1123	BEDROOM	W13/1123	35.49	35.17	0.32	0.90
R5/1123	BEDROOM	W14/1123	35.93	35.74	0.19	0.53
R1/1124	LIVINGROOM	W1/1124	29.84	29.84	0.00	0.00
R1/1124	LIVINGROOM	W2/1124	33.78	33.77	0.01	0.03
R1/1124	LIVINGROOM	W3/1124	32.69	32.67	0.02	0.06
R1/1124	LIVINGROOM	W4/1124	32.84	32.78	0.06	0.18
R1/1124	LIVINGROOM	W5/1124	31.93	28.33	3.60	11.27
R1/1124	LIVINGROOM	W6/1124	31.49	27.81	3.68	11.69
R2/1124	LIVINGROOM	W7/1124	26.55	22.84	3.71	13.97
R2/1124	LIVINGROOM	W8/1124	25.66	22.01	3.65	14.22
R3/1124	DINING	W9/1124	30.89	27.01	3.88	12.56
R3/1124	DINING	W10/1124	30.80	26.95	3.85	12.50
R3/1124	DINING	W11/1124	38.74	38.31	0.43	1.11
R3/1124	DINING	W12/1124	38.64	38.24	0.40	1.04
R4/1124	KITCHEN	W13/1124	38.72	38.35	0.37	0.96
R4/1124	KITCHEN	W14/1124	38.60	38.32	0.28	0.73

40-60 Hampstead Road

R1/241	ASSUMED	W1/241	1.02	0.65	0.37	36.27
R2/241	ASSUMED	W2/241	0.01	0.01	0.00	0.00



DAYLIGHT ANALYSIS

EUSTON TOWER, LONDON
EXISTING VS PROPOSED 260923

DAYLIGHT						
Room	Room Use	Window	Existing VSC	Proposed VSC	Loss	%Loss
R3/241	ASSUMED	W3/241	0.00	0.00	0.00	0.00
R4/241	ASSUMED	W4/241	0.00	0.00	0.00	0.00
R5/241	ASSUMED	W5/241	5.82	5.81	0.01	0.17
R7/241	ASSUMED	W17/241	7.44	7.01	0.43	5.78
R8/241	ASSUMED	W16/241	7.28	6.81	0.47	6.46
R9/241	ASSUMED	W15/241	6.74	6.62	0.12	1.78
R10/241	ASSUMED	W14/241	6.67	6.14	0.53	7.95
R11/241	ASSUMED	W13/241	7.09	6.61	0.48	6.77
R12/241	ASSUMED	W12/241	6.34	6.23	0.11	1.74
R13/241	ASSUMED	W11/241	6.63	6.06	0.57	8.60
R14/241	ASSUMED	W10/241	6.90	6.36	0.54	7.83
R15/241	ASSUMED	W9/241	6.21	6.03	0.18	2.90
R16/241	ASSUMED	W6/241	6.25	5.64	0.61	9.76
R17/241	ASSUMED	W8/241	7.21	6.56	0.65	9.02
R18/241	ASSUMED	W7/241	6.29	5.99	0.30	4.77
R1/242	ASSUMED	W1/242	0.77	0.49	0.28	36.36
R2/242	ASSUMED	W2/242	0.04	0.02	0.02	50.00
R3/242	ASSUMED	W3/242	0.05	0.00	0.05	100.00
R4/242	ASSUMED	W4/242	0.00	0.00	0.00	0.00
R5/242	ASSUMED	W5/242	8.10	8.09	0.01	0.12
R6/242	ASSUMED	W18/242	0.19	0.10	0.09	47.37



DAYLIGHT ANALYSIS

EUSTON TOWER, LONDON
EXISTING VS PROPOSED 260923

DAYLIGHT						
Room	Room Use	Window	Existing VSC	Proposed VSC	Loss	%Loss
R8/242	ASSUMED	W14/242	0.00	0.00	0.00	0.00
R9/242	ASSUMED	W13/242	0.00	0.00	0.00	0.00
R11/242	ASSUMED	W17/242	0.04	0.00	0.04	100.00
R12/242	ASSUMED	W16/242	0.05	0.01	0.04	80.00
R14/242	ASSUMED	W11/242	0.00	0.00	0.00	0.00
R15/242	ASSUMED	W12/242	0.00	0.00	0.00	0.00
R17/242	ASSUMED	W15/242	0.01	0.00	0.01	100.00
R1/243	ASSUMED	W1/243	7.80	7.14	0.66	8.46
R2/243	ASSUMED	W2/243	0.07	0.03	0.04	57.14
R3/243	ASSUMED	W3/243	0.06	0.00	0.06	100.00
R4/243	ASSUMED	W4/243	0.00	0.00	0.00	0.00
R5/243	ASSUMED	W5/243	11.59	11.58	0.01	0.09
R6/243	ASSUMED	W13/243	5.33	5.00	0.33	6.19
R9/243	ASSUMED	W11/243	8.36	7.70	0.66	7.89
R10/243	ASSUMED	W12/243	9.17	8.89	0.28	3.05
R13/243	ASSUMED	W10/243	9.14	8.83	0.31	3.39
R1/244	ASSUMED	W1/244	17.25	15.58	1.67	9.68
R2/244	ASSUMED	W2/244	0.16	0.08	0.08	50.00
R3/244	ASSUMED	W3/244	0.07	0.00	0.07	100.00
R4/244	ASSUMED	W4/244	0.00	0.00	0.00	0.00
R5/244	ASSUMED	W5/244	15.95	15.93	0.02	0.13



DAYLIGHT ANALYSIS

EUSTON TOWER, LONDON
EXISTING VS PROPOSED 260923

DAYLIGHT						
Room	Room Use	Window	Existing VSC	Proposed VSC	Loss	%Loss
R7/244	ASSUMED	W13/244	18.71	17.55	1.16	6.20
R9/244	ASSUMED	W12/244	18.95	17.99	0.96	5.07
R10/244	ASSUMED	W11/244	19.50	18.45	1.05	5.38
R13/244	ASSUMED	W10/244	19.80	19.05	0.75	3.79
R1/245	ASSUMED	W1/245	18.07	16.51	1.56	8.63
R2/245	ASSUMED	W2/245	13.35	12.03	1.32	9.89
R3/245	ASSUMED	W3/245	13.17	12.22	0.95	7.21
R4/245	ASSUMED	W4/245	0.00	0.00	0.00	0.00
R5/245	ASSUMED	W5/245	18.37	18.35	0.02	0.11
R6/245	ASSUMED	W6/245	19.98	18.74	1.24	6.21
R6/245	ASSUMED	W7/245	33.31	33.31	0.00	0.00
R1/246	ASSUMED	W1/246	32.68	32.68	0.00	0.00
R1/246	ASSUMED	W2/246	20.62	18.90	1.72	8.34
R2/246	ASSUMED	W3/246	18.55	16.91	1.64	8.84
R3/246	ASSUMED	W4/246	16.38	15.21	1.17	7.14
R4/246	ASSUMED	W5/246	0.00	0.00	0.00	0.00
R5/246	ASSUMED	W6/246	21.68	21.60	0.08	0.37
R1/247	ASSUMED	W1/247	16.34	15.15	1.19	7.28
1-6 Tolmers Square						
R1/10	SSUMED_LIVINGROO	W1/10	19.23	18.56	0.67	3.48
R1/10	SSUMED_LIVINGROO	W2/10	18.65	17.97	0.68	3.65
R1/10	SSUMED_LIVINGROO	W3/10	19.83	19.14	0.69	3.48
R1/10	SSUMED_LIVINGROO	W4/10	18.94	18.24	0.70	3.70



DAYLIGHT ANALYSIS

EUSTON TOWER, LONDON
EXISTING VS PROPOSED 260923

DAYLIGHT						
Room	Room Use	Window	Existing VSC	Proposed VSC	Loss	%Loss
R2/10	SSUMED_LIVINGROO	W5/10	22.72	22.15	0.57	2.51
R2/10	SSUMED_LIVINGROO	W6/10	21.68	21.10	0.58	2.68
R2/10	SSUMED_LIVINGROO	W7/10	23.01	22.30	0.71	3.09
R2/10	SSUMED_LIVINGROO	W8/10	22.29	21.58	0.71	3.19
R3/10	SSUMED_LIVINGROO	W9/10	23.63	22.89	0.74	3.13
R3/10	SSUMED_LIVINGROO	W10/10	22.76	22.00	0.76	3.34
R3/10	SSUMED_LIVINGROO	W11/10	23.60	22.93	0.67	2.84
R3/10	SSUMED_LIVINGROO	W12/10	22.43	21.74	0.69	3.08
R4/10	ASSUMED	W13/10	24.35	23.64	0.71	2.92
R5/10	SSUMED_LIVINGROO	W14/10	24.28	23.58	0.70	2.88
R5/10	SSUMED_LIVINGROO	W15/10	23.43	22.72	0.71	3.03
R5/10	SSUMED_LIVINGROO	W16/10	24.25	23.58	0.67	2.76
R5/10	SSUMED_LIVINGROO	W17/10	23.08	22.40	0.68	2.95
R6/10	SSUMED_LIVINGROO	W18/10	24.05	23.48	0.57	2.37
R7/10	SSUMED_LIVINGROO	W19/10	23.60	22.89	0.71	3.01
R8/10	SSUMED_LIVINGROO	W20/10	20.27	19.57	0.70	3.45
R9/10	ASSUMED	W21/10	21.70	21.04	0.66	3.04
R10/10	ASSUMED	W22/10	21.77	21.07	0.70	3.22
R1/11	ASSUMED_BEDROOM	W1/11	21.60	20.89	0.71	3.29
R2/11	ASSUMED_BEDROOM	W2/11	21.27	20.71	0.56	2.63
R3/11	ASSUMED_BEDROOM	W3/11	22.85	22.10	0.75	3.28
R4/11	ASSUMED_BEDROOM	W4/11	24.12	23.50	0.62	2.57
R5/11	ASSUMED_BEDROOM	W5/11	24.61	23.81	0.80	3.25
R6/11	ASSUMED_BEDROOM	W6/11	23.63	22.98	0.65	2.75
R7/11	ASSUMED_BEDROOM	W7/11	23.93	23.17	0.76	3.18
R8/11	ASSUMED_BEDROOM	W8/11	25.09	24.41	0.68	2.71



DAYLIGHT ANALYSIS

EUSTON TOWER, LONDON
EXISTING VS PROPOSED 260923

DAYLIGHT						
Room	Room Use	Window	Existing VSC	Proposed VSC	Loss	%Loss
R8/11	ASSUMED_BEDROOM	W9/11	25.24	24.50	0.74	2.93
R9/11	ASSUMED_BEDROOM	W10/11	25.33	24.58	0.75	2.96
R10/11	ASSUMED_BEDROOM	W11/11	24.27	23.54	0.73	3.01
R11/11	ASSUMED	W12/11	25.01	24.27	0.74	2.96
R12/11	ASSUMED_BEDROOM	W13/11	24.18	23.46	0.72	2.98
R13/11	ASSUMED_BEDROOM	W14/11	25.21	24.62	0.59	2.34
R14/11	ASSUMED_BEDROOM	W15/11	25.10	24.38	0.72	2.87
R15/11	ASSUMED_BEDROOM	W16/11	23.55	22.84	0.71	3.01
R16/11	ASSUMED_BEDROOM	W17/11	22.22	21.45	0.77	3.47
R17/11	ASSUMED_BEDROOM	W18/11	21.83	21.10	0.73	3.34
R18/11	ASSUMED_BEDROOM	W19/11	22.51	21.82	0.69	3.07
R19/11	ASSUMED_BEDROOM	W20/11	22.66	22.05	0.61	2.69
R20/11	ASSUMED_BEDROOM	W21/11	22.71	22.06	0.65	2.86
R21/11	ASSUMED_BEDROOM	W22/11	22.87	22.12	0.75	3.28
R1/12	RECEPTION	W1/12	13.58	13.58	0.00	0.00
R1/12	RECEPTION	W2/12	19.95	19.93	0.02	0.10
R1/12	RECEPTION	W3/12	11.08	10.65	0.43	3.88
R1/12	RECEPTION	W4/12	23.83	23.08	0.75	3.15
R1/12	RECEPTION	W5/12	1.35	1.35	0.00	0.00
R1/12	RECEPTION	W6/12	0.73	0.60	0.13	17.81
R2/12	RECEPTION	W7/12	0.27	0.18	0.09	33.33
R2/12	RECEPTION	W8/12	0.38	0.35	0.03	7.89
R2/12	RECEPTION	W9/12	22.25	21.60	0.65	2.92
R3/12	RECEPTION	W10/12	22.74	21.91	0.83	3.65
R3/12	RECEPTION	W11/12	1.01	1.01	0.00	0.00
R3/12	RECEPTION	W12/12	0.43	0.34	0.09	20.93



DAYLIGHT ANALYSIS

EUSTON TOWER, LONDON
EXISTING VS PROPOSED 260923

DAYLIGHT						
Room	Room Use	Window	Existing VSC	Proposed VSC	Loss	%Loss
R4/12	RECEPTION	W13/12	0.46	0.36	0.10	21.74
R4/12	RECEPTION	W14/12	0.57	0.54	0.03	5.26
R4/12	RECEPTION	W15/12	23.31	22.54	0.77	3.30
R5/12	RECEPTION	W16/12	23.46	22.68	0.78	3.32
R5/12	RECEPTION	W17/12	0.83	0.83	0.00	0.00
R5/12	RECEPTION	W18/12	0.40	0.30	0.10	25.00
R6/12	ASSUMED	W19/12	13.22	12.47	0.75	5.67
R7/12	RECEPTION	W20/12	0.04	0.03	0.01	25.00
R7/12	RECEPTION	W21/12	1.36	1.28	0.08	5.88
R7/12	RECEPTION	W22/12	23.62	23.01	0.61	2.58
R8/12	RECEPTION	W23/12	23.61	22.86	0.75	3.18
R8/12	RECEPTION	W24/12	1.82	1.82	0.00	0.00
R8/12	RECEPTION	W25/12	0.13	0.12	0.01	7.69
R9/12	RECEPTION	W26/12	0.10	0.06	0.04	40.00
R9/12	RECEPTION	W27/12	1.51	1.40	0.11	7.28
R9/12	RECEPTION	W28/12	21.70	20.94	0.76	3.50
R10/12	RECEPTION	W29/12	1.06	0.88	0.18	16.98
R10/12	RECEPTION	W30/12	0.59	0.56	0.03	5.08
R11/12	RECEPTION	W31/12	0.58	0.55	0.03	5.17
R11/12	RECEPTION	W32/12	1.90	1.90	0.00	0.00
R1/13	BEDROOM	W1/13	25.49	24.70	0.79	3.10
R2/13	BEDROOM	W2/13	25.56	24.96	0.60	2.35
R3/13	BEDROOM	W3/13	26.28	25.47	0.81	3.08
R4/13	BEDROOM	W4/13	26.35	25.68	0.67	2.54
R5/13	BEDROOM	W5/13	26.84	25.97	0.87	3.24
R6/13	BEDROOM	W6/13	26.89	26.19	0.70	2.60
R7/13	BEDROOM	W7/13	27.20	26.40	0.80	2.94



DAYLIGHT ANALYSIS

EUSTON TOWER, LONDON
EXISTING VS PROPOSED 260923

DAYLIGHT						
Room	Room Use	Window	Existing VSC	Proposed VSC	Loss	%Loss
R8/13	BEDROOM	W8/13	27.31	26.51	0.80	2.93
R9/13	BEDROOM	W9/13	27.49	26.68	0.81	2.95
R10/13	BEDROOM	W10/13	27.57	26.78	0.79	2.87
R11/13	ASSUMED	W11/13	15.30	14.57	0.73	4.77
R12/13	BEDROOM	W12/13	27.80	27.02	0.78	2.81
R13/13	BEDROOM	W13/13	27.72	27.09	0.63	2.27
R14/13	BEDROOM	W14/13	27.98	27.21	0.77	2.75
R15/13	BEDROOM	W15/13	28.02	27.25	0.77	2.75
R16/13	BEDROOM	W16/13	28.01	27.19	0.82	2.93
R17/13	BEDROOM	W17/13	27.62	26.83	0.79	2.86
R18/13	ASSUMED_BEDROOM	W18/13	27.87	27.10	0.77	2.76
R19/13	ASSUMED_BEDROOM	W19/13	27.81	27.11	0.70	2.52

183 NORTH GOWER STREET

R1/740		W1/740	16.35	15.99	0.36	2.20
R2/740		W2/740	4.03	4.03	0.00	0.00
R3/740		W4/740	12.58	12.58	0.00	0.00
R4/740		W3/740	6.00	6.00	0.00	0.00
R1/741		W1/741	18.13	17.71	0.42	2.32
R2/741		W2/741	4.89	4.89	0.00	0.00
R3/741		W4/741	14.96	14.95	0.01	0.07
R4/741		W3/741	6.53	6.53	0.00	0.00



DAYLIGHT ANALYSIS

EUSTON TOWER, LONDON
EXISTING VS PROPOSED 260923

DAYLIGHT						
Room	Room Use	Window	Existing VSC	Proposed VSC	Loss	%Loss
R1/742		W1/742	20.16	19.71	0.45	2.23
R2/742		W2/742	6.57	6.57	0.00	0.00
R3/742		W4/742	18.35	18.34	0.01	0.05
R4/742		W3/742	7.29	7.29	0.00	0.00
R1/743		W1/743	23.17	22.70	0.47	2.03
R4/743		W2/743	8.55	8.55	0.00	0.00
R1/794		W1/794	10.54	10.54	0.00	0.00
R2/794		W2/794	28.02	27.38	0.64	2.28

Euston Square Hotel

R1/800	HOTEL_BEDROOM	W1/800	16.10	16.10	0.00	0.00
R1/800	HOTEL_BEDROOM	W3/800	18.24	18.24	0.00	0.00
R1/800	HOTEL_BEDROOM	W4/800	18.94	18.94	0.00	0.00
R2/800	HOTEL_BEDROOM	W5/800	19.68	19.68	0.00	0.00
R1/801	HOTEL_BEDROOM	W1/801	20.87	20.87	0.00	0.00
R1/801	HOTEL_BEDROOM	W2/801	20.31	20.31	0.00	0.00
R1/801	HOTEL_BEDROOM	W3/801	21.03	21.03	0.00	0.00
R2/801	HOTEL_BEDROOM	W4/801	22.14	22.14	0.00	0.00
R2/801	HOTEL_BEDROOM	W5/801	22.99	22.99	0.00	0.00
R3/801	HOTEL_BEDROOM	W6/801	23.66	23.66	0.00	0.00
R3/801	HOTEL_BEDROOM	W7/801	24.50	24.48	0.02	0.08
R4/801	HOTEL_BEDROOM	W8/801	25.06	24.90	0.16	0.64
R5/801	HOTEL_BEDROOM	W9/801	24.86	24.65	0.21	0.84
R5/801	HOTEL_BEDROOM	W10/801	25.07	24.83	0.24	0.96
R5/801	HOTEL_BEDROOM	W11/801	19.69	19.69	0.00	0.00
R1/802	HOTEL_BEDROOM	W1/802	26.82	26.82	0.00	0.00



DAYLIGHT ANALYSIS

EUSTON TOWER, LONDON
EXISTING VS PROPOSED 260923

DAYLIGHT						
Room	Room Use	Window	Existing VSC	Proposed VSC	Loss	%Loss
R2/802	HOTEL_BEDROOM	W5/802	24.32	24.32	0.00	0.00
R2/802	HOTEL_BEDROOM	W6/802	25.11	25.10	0.01	0.04
R3/802	HOTEL_BEDROOM	W7/802	25.69	25.57	0.12	0.47
R3/802	HOTEL_BEDROOM	W8/802	26.23	26.06	0.17	0.65
R4/802	HOTEL_BEDROOM	W9/802	26.57	26.35	0.22	0.83
R5/802	HOTEL_BEDROOM	W2/802	20.99	20.99	0.00	0.00
R1/803	HOTEL_BEDROOM	W1/803	33.25	33.25	0.00	0.00
R1/803	HOTEL_BEDROOM	W2/803	25.66	25.66	0.00	0.00
R1/803	HOTEL_BEDROOM	W3/803	26.14	26.14	0.00	0.00
R2/803	HOTEL_BEDROOM	W4/803	26.72	26.57	0.15	0.56
R2/803	HOTEL_BEDROOM	W5/803	26.26	26.06	0.20	0.76
R3/803	HOTEL_BEDROOM	W6/803	27.19	26.97	0.22	0.81
R3/803	HOTEL_BEDROOM	W7/803	27.68	27.45	0.23	0.83
R4/803	HOTEL_BEDROOM	W8/803	27.79	27.53	0.26	0.94
R5/803	HOTEL_BEDROOM	W9/803	27.47	27.18	0.29	1.06
R5/803	HOTEL_BEDROOM	W10/803	27.56	27.26	0.30	1.09
R5/803	HOTEL_BEDROOM	W11/803	22.28	22.28	0.00	0.00
R3/804	HOTEL_BEDROOM	W1/804	28.73	28.46	0.27	0.94
R3/804	HOTEL_BEDROOM	W2/804	29.09	28.81	0.28	0.96
R4/804	HOTEL_BEDROOM	W3/804	29.08	28.77	0.31	1.07
R5/804	HOTEL_BEDROOM	W4/804	28.68	28.35	0.33	1.15
R5/804	HOTEL_BEDROOM	W5/804	28.71	28.38	0.33	1.15
R5/804	HOTEL_BEDROOM	W6/804	23.51	23.51	0.00	0.00

Warren Court, Euston Road

R1/201	STUDIO	W1/201	25.88	24.11	1.77	6.84
R1/201	STUDIO	W19/201	1.09	1.09	0.00	0.00
R2/201	STUDIO	W2/201	26.05	24.29	1.76	6.76



DAYLIGHT ANALYSIS

EUSTON TOWER, LONDON
EXISTING VS PROPOSED 260923

DAYLIGHT						
Room	Room Use	Window	Existing VSC	Proposed VSC	Loss	%Loss
R2/201	STUDIO	W3/201	26.11	24.33	1.78	6.82
R3/201	KITCHEN	W4/201	26.18	24.25	1.93	7.37
R5/201	BEDROOM	W7/201	26.48	24.58	1.90	7.18
R5/201	BEDROOM	W8/201	26.39	24.50	1.89	7.16
R6/201	LKD	W9/201	26.54	24.66	1.88	7.08
R6/201	LKD	W10/201	23.98	23.96	0.02	0.08
R7/201	BEDROOM	W11/201	21.42	20.42	1.00	4.67
R7/201	BEDROOM	W12/201	26.81	25.44	1.37	5.11
R8/201	BEDROOM	W13/201	28.75	27.80	0.95	3.30
R8/201	BEDROOM	W14/201	29.47	28.94	0.53	1.80
R11/201	KITCHEN	W18/201	0.81	0.81	0.00	0.00
R1/202	KD	W1/202	26.50	24.69	1.81	6.83
R2/202	STUDIO	W2/202	26.65	24.85	1.80	6.75
R2/202	STUDIO	W3/202	26.72	24.89	1.83	6.85
R3/202	KITCHEN	W4/202	26.79	24.81	1.98	7.39
R6/202	KITCHEN	W8/202	27.01	25.09	1.92	7.11
R7/202	STUDIO	W9/202	27.17	25.26	1.91	7.03
R7/202	STUDIO	W10/202	26.31	26.29	0.02	0.08
R8/202	RECEPTION	W11/202	21.95	20.92	1.03	4.69
R8/202	RECEPTION	W12/202	27.48	26.09	1.39	5.06
R8/202	RECEPTION	W13/202	29.54	28.57	0.97	3.28
R11/202	KITCHEN	W17/202	2.24	2.24	0.00	0.00
R1/203	RECEPTION	W1/203	27.09	25.24	1.85	6.83
R2/203	STUDIO	W2/203	27.25	25.41	1.84	6.75
R2/203	STUDIO	W3/203	27.31	25.45	1.86	6.81
R3/203	KITCHEN	W4/203	27.39	25.37	2.02	7.37



DAYLIGHT ANALYSIS

EUSTON TOWER, LONDON
EXISTING VS PROPOSED 260923

DAYLIGHT						
Room	Room Use	Window	Existing VSC	Proposed VSC	Loss	%Loss
R6/203	KITCHEN	W8/203	27.63	25.67	1.96	7.09
R7/203	STUDIO	W9/203	27.80	25.84	1.96	7.05
R7/203	STUDIO	W10/203	31.52	31.50	0.02	0.06
R10/203	KITCHEN	W14/203	6.48	6.48	0.00	0.00
R11/203	BEDROOM	W15/203	7.19	7.19	0.00	0.00
R1/204	RECEPTION	W1/204	27.67	25.78	1.89	6.83
R2/204	STUDIO	W2/204	27.79	25.92	1.87	6.73
R2/204	STUDIO	W3/204	27.86	25.95	1.91	6.86
R3/204	KITCHEN	W4/204	27.94	25.88	2.06	7.37
R6/204	KITCHEN	W8/204	28.19	26.20	1.99	7.06
R7/204	STUDIO	W9/204	28.37	26.38	1.99	7.01
R7/204	STUDIO	W10/204	32.76	32.74	0.02	0.06
R10/204	KITCHEN	W14/204	12.37	11.88	0.49	3.96
R11/204	BEDROOM	W15/204	14.60	14.14	0.46	3.15
R1/205	RECEPTION	W1/205	28.21	26.28	1.93	6.84
R2/205	STUDIO	W2/205	28.33	26.41	1.92	6.78
R2/205	STUDIO	W3/205	28.40	26.46	1.94	6.83
R3/205	KITCHEN	W4/205	28.48	26.38	2.10	7.37
R6/205	KITCHEN	W8/205	28.74	26.72	2.02	7.03
R7/205	STUDIO	W9/205	28.93	26.90	2.03	7.02
R7/205	STUDIO	W10/205	34.50	34.48	0.02	0.06
R10/205	KITCHEN	W14/205	21.78	20.43	1.35	6.20
R11/205	BEDROOM	W15/205	23.19	21.92	1.27	5.48



DAYLIGHT ANALYSIS

EUSTON TOWER, LONDON
EXISTING VS PROPOSED 260923

DAYLIGHT						
Room	Room Use	Window	Existing VSC	Proposed VSC	Loss	%Loss

R2/206	BEDROOM	W2/206	20.12	19.00	1.12	5.57
R2/206	BEDROOM	W3/206	35.63	35.60	0.03	0.08

301-305 Euston Road & 69-70 Warren Street

R5/483	SSUMED_HALF_DEPT	W7/483	17.70	16.61	1.09	6.16
R1/484	ASSUMED	W1/484	24.00	22.34	1.66	6.92

Lizmans House, 321 Euston Road

R1/431	ASSUMED	W1/431	18.55	17.68	0.87	4.69
R2/431	LD	W2/431	19.04	18.07	0.97	5.09
R3/431	BEDROOM	W3/431	22.14	21.07	1.07	4.83
R4/431	BEDROOM	W4/431	22.36	21.21	1.15	5.14
R5/431	ASSUMED	W5/431	22.38	21.27	1.11	4.96
R6/431	ASSUMED	W6/431	19.56	18.36	1.20	6.13
R7/431	ASSUMED	W7/431	1.68	1.54	0.14	8.33
R1/432	ASSUMED	W1/432	19.62	18.74	0.88	4.49
R2/432	LD	W2/432	20.05	19.07	0.98	4.89
R3/432	BEDROOM	W3/432	23.17	22.08	1.09	4.70
R4/432	BEDROOM	W4/432	23.36	22.20	1.16	4.97
R5/432	ASSUMED	W5/432	23.36	22.25	1.11	4.75
R6/432	ASSUMED	W6/432	20.45	19.25	1.20	5.87
R7/432	ASSUMED	W7/432	2.08	1.92	0.16	7.69
R1/433	ASSUMED	W1/433	20.66	19.77	0.89	4.31
R2/433	LD	W2/433	21.07	20.08	0.99	4.70



DAYLIGHT ANALYSIS

EUSTON TOWER, LONDON
EXISTING VS PROPOSED 260923

DAYLIGHT						
Room	Room Use	Window	Existing VSC	Proposed VSC	Loss	%Loss
R3/433	BEDROOM	W3/433	24.22	23.13	1.09	4.50
R4/433	BEDROOM	W4/433	24.39	23.22	1.17	4.80
R5/433	ASSUMED	W5/433	24.37	23.25	1.12	4.60
R6/433	ASSUMED	W6/433	21.34	20.13	1.21	5.67
R7/433	ASSUMED	W7/433	2.49	2.33	0.16	6.43
R1/434	ASSUMED	W1/434	21.79	20.89	0.90	4.13
R2/434	ASSUMED	W2/434	22.16	21.17	0.99	4.47
R3/434	ASSUMED	W3/434	25.27	24.17	1.10	4.35
R4/434	ASSUMED	W4/434	25.41	24.23	1.18	4.64
R5/434	ASSUMED	W5/434	25.35	24.22	1.13	4.46
R6/434	ASSUMED	W6/434	22.30	21.08	1.22	5.47
R7/434	ASSUMED	W7/434	3.00	2.83	0.17	5.67
R1/435	ASSUMED	W1/435	22.89	21.99	0.90	3.93
R2/435	LD	W2/435	23.23	22.23	1.00	4.30
R3/435	BEDROOM	W3/435	26.24	25.13	1.11	4.23
R4/435	BEDROOM	W4/435	26.34	25.15	1.19	4.52
R5/435	BEDROOM	W5/435	26.27	25.13	1.14	4.34
R6/435	ASSUMED	W6/435	23.31	22.08	1.23	5.28
R7/435	ASSUMED	W7/435	3.50	3.32	0.18	5.14
R1/436	ASSUMED	W1/436	25.64	24.74	0.90	3.51
R2/436	ASSUMED	W2/436	25.64	24.63	1.01	3.94



DAYLIGHT ANALYSIS

EUSTON TOWER, LONDON
EXISTING VS PROPOSED 260923

DAYLIGHT						
Room	Room Use	Window	Existing VSC	Proposed VSC	Loss	%Loss
R3/436	ASSUMED	W3/436	26.61	25.49	1.12	4.21
R4/436	ASSUMED	W4/436	26.93	25.74	1.19	4.42
R5/436	ASSUMED	W5/436	26.57	25.43	1.14	4.29
R6/436	ASSUMED	W6/436	25.59	24.35	1.24	4.85
R7/436	ASSUMED	W7/436	19.09	17.81	1.28	6.71
56 Warren Street (Assumed windows)						
R2/631	KITCHEN	W2/631	16.76	16.52	0.24	1.43
R2/632	KITCHEN	W2/632	24.06	23.63	0.43	1.79
R2/633	KITCHEN	W2/633	25.55	25.07	0.48	1.88
57 Warren Street (Assumed windows)						
R1/621	BEDROOM	W1/621	14.69	14.69	0.00	0.00
R1/621	BEDROOM	W2/621	15.29	15.17	0.12	0.78
R1/622	LIVINGROOM	W1/622	23.28	23.14	0.14	0.60
R1/622	LIVINGROOM	W2/622	24.16	23.68	0.48	1.99
R1/623	BEDROOM	W2/623	25.64	25.07	0.57	2.22
R2/623	BEDROOM	W1/623	25.07	24.71	0.36	1.44
58 Warren Street (Assumed windows)						
R1/611	ASSUMED_BEDROOM	W1/611	13.82	13.82	0.00	0.00
R1/611	ASSUMED_BEDROOM	W2/611	15.00	15.00	0.00	0.00
R1/612	SSUMED_LIVINGROO	W1/612	19.88	19.76	0.12	0.60
R1/612	SSUMED_LIVINGROO	W2/612	21.82	21.70	0.12	0.55
R1/613	ASSUMED_BEDROOM	W2/613	23.94	23.65	0.29	1.21
R2/613	ASSUMED_BEDROOM	W1/613	22.25	21.95	0.30	1.35



DAYLIGHT ANALYSIS

EUSTON TOWER, LONDON
EXISTING VS PROPOSED 260923

DAYLIGHT

Room	Room Use	Window	Existing VSC	Proposed VSC	Loss	%Loss
59 Warren Street						
R1/161	STUDIO	W1/161	8.27	8.27	0.00	0.00
R1/161	STUDIO	W2/161	10.52	10.52	0.00	0.00
R1/162	LIVINGROOM	W1/162	12.49	12.37	0.12	0.96
R1/162	LIVINGROOM	W2/162	15.96	15.83	0.13	0.81
R1/163	BEDROOM	W1/163	16.48	16.17	0.31	1.88
R2/163	BEDROOM	W2/163	19.25	18.91	0.34	1.77
R1/164	ASSUMED	W1/164	24.76	24.20	0.56	2.26
R1/164	ASSUMED	W2/164	16.43	15.76	0.67	4.08
60-61 Warren Street						
R1/151	BEDROOM	W1/151	6.58	6.58	0.00	0.00
R1/151	BEDROOM	W2/151	6.37	6.37	0.00	0.00
R2/151	BEDROOM	W3/151	6.43	6.43	0.00	0.00
R3/151	KITCHEN	W4/151	6.98	6.98	0.00	0.00
R1/152	BEDROOM	W1/152	10.28	10.07	0.21	2.04
R2/152	BEDROOM	W2/152	9.67	9.48	0.19	1.96
R3/152	BEDROOM	W3/152	9.50	9.44	0.06	0.63
R4/152	KITCHEN	W4/152	10.55	10.55	0.00	0.00
R1/153	ASSUMED	W1/153	14.61	14.21	0.40	2.74
R2/153	ASSUMED	W2/153	13.97	13.61	0.36	2.58
R3/153	ASSUMED	W3/153	14.05	13.72	0.33	2.35
R4/153	ASSUMED	W4/153	14.93	14.66	0.27	1.81
R1/154	ASSUMED	W1/154	18.35	17.46	0.89	4.85



DAYLIGHT ANALYSIS

EUSTON TOWER, LONDON
EXISTING VS PROPOSED 260923

DAYLIGHT						
Room	Room Use	Window	Existing VSC	Proposed VSC	Loss	%Loss

R1/154	ASSUMED	W2/154	20.42	19.67	0.75	3.67
R1/154	ASSUMED	W3/154	19.65	18.93	0.72	3.66

62 Warren Street

R1/140	BEDROOM	W1/140	5.13	5.13	0.00	0.00
R1/140	BEDROOM	W2/140	5.04	5.04	0.00	0.00
R1/140	BEDROOM	W3/140	4.67	4.67	0.00	0.00
R1/141	LIVINGROOM	W1/141	7.30	7.28	0.02	0.27
R1/141	LIVINGROOM	W2/141	7.00	7.00	0.00	0.00
R1/142	LIVINGROOM	W1/142	11.18	10.85	0.33	2.95
R1/142	LIVINGROOM	W2/142	10.88	10.62	0.26	2.39
R1/143	BEDROOM	W1/143	15.11	14.64	0.47	3.11
R2/143	BEDROOM	W2/143	14.98	14.55	0.43	2.87
R1/144	ASSUMED	W1/144	22.98	22.50	0.48	2.09
R1/144	ASSUMED	W2/144	9.35	8.90	0.45	4.81

63-68 Warren Street

R1/129	BEDROOM	W1/129	3.13	3.13	0.00	0.00
R2/129	BEDROOM	W2/129	3.19	3.19	0.00	0.00
R1/130	ASSUMED	W1/130	3.49	3.49	0.00	0.00
R1/130	ASSUMED	W2/130	4.33	4.33	0.00	0.00
R2/130	ASSUMED	W3/130	4.91	4.91	0.00	0.00
R2/130	ASSUMED	W4/130	5.33	5.33	0.00	0.00
R3/130	ASSUMED	W5/130	5.83	5.83	0.00	0.00
R3/130	ASSUMED	W6/130	6.11	6.11	0.00	0.00
R4/130	ASSUMED	W7/130	6.27	6.27	0.00	0.00
R4/130	ASSUMED	W8/130	6.17	6.17	0.00	0.00
R5/130	KD	W9/130	5.99	5.99	0.00	0.00
R5/130	KD	W10/130	5.84	5.84	0.00	0.00



DAYLIGHT ANALYSIS

EUSTON TOWER, LONDON
EXISTING VS PROPOSED 260923

DAYLIGHT						
Room	Room Use	Window	Existing VSC	Proposed VSC	Loss	%Loss
R6/130	KD	W11/130	5.69	5.69	0.00	0.00
R6/130	KD	W12/130	5.38	5.38	0.00	0.00
R1/131	ASSUMED	W1/131	5.47	5.47	0.00	0.00
R1/131	ASSUMED	W2/131	6.55	6.52	0.03	0.46
R2/131	ASSUMED	W3/131	7.22	7.22	0.00	0.00
R2/131	ASSUMED	W4/131	7.72	7.72	0.00	0.00
R3/131	ASSUMED	W5/131	8.26	8.25	0.01	0.12
R3/131	ASSUMED	W6/131	8.61	8.56	0.05	0.58
R4/131	ASSUMED	W7/131	8.80	8.67	0.13	1.48
R4/131	ASSUMED	W8/131	8.68	8.55	0.13	1.50
R5/131	BEDROOM	W9/131	8.50	8.41	0.09	1.06
R7/131	BEDROOM	W11/131	8.00	7.91	0.09	1.13
R1/132	ASSUMED	W1/132	10.50	10.24	0.26	2.48
R1/132	ASSUMED	W2/132	11.20	10.81	0.39	3.48
R2/132	ASSUMED	W3/132	11.49	11.43	0.06	0.52
R2/132	ASSUMED	W4/132	11.86	11.82	0.04	0.34
R3/132	ASSUMED	W5/132	12.36	12.14	0.22	1.78
R3/132	ASSUMED	W6/132	12.45	12.15	0.30	2.41
R4/132	ASSUMED	W7/132	12.55	12.13	0.42	3.35
R4/132	ASSUMED	W8/132	12.44	12.04	0.40	3.22
R5/132	KD	W9/132	12.28	11.90	0.38	3.09
R5/132	KD	W10/132	12.16	11.78	0.38	3.13
R5/132	KD	W11/132	11.99	11.59	0.40	3.34
R6/132	KD	W12/132	11.70	11.31	0.39	3.33
R6/132	KD	W13/132	11.49	11.12	0.37	3.22
R6/132	KD	W14/132	11.37	11.01	0.36	3.17
R1/133	ASSUMED	W1/133	16.01	15.09	0.92	5.75
R1/133	ASSUMED	W2/133	16.31	15.30	1.01	6.19



DAYLIGHT ANALYSIS

EUSTON TOWER, LONDON
EXISTING VS PROPOSED 260923

DAYLIGHT

Room	Room Use	Window	Existing VSC	Proposed VSC	Loss	%Loss
R2/133	ASSUMED	W3/133	15.79	15.36	0.43	2.72
R2/133	ASSUMED	W4/133	15.92	15.52	0.40	2.51
R3/133	ASSUMED	W5/133	16.04	15.64	0.40	2.49
R3/133	ASSUMED	W6/133	15.96	15.56	0.40	2.51
R4/133	ASSUMED	W7/133	16.10	15.51	0.59	3.66
R4/133	ASSUMED	W8/133	16.01	15.50	0.51	3.19
R5/133	BEDROOM	W9/133	15.89	15.36	0.53	3.34
R5/133	BEDROOM	W10/133	15.79	15.27	0.52	3.29
R5/133	BEDROOM	W11/133	15.65	15.09	0.56	3.58
R6/133	BEDROOM	W12/133	15.36	14.81	0.55	3.58
R6/133	BEDROOM	W13/133	15.14	14.63	0.51	3.37
R6/133	BEDROOM	W14/133	15.01	14.53	0.48	3.20

71 Warren Street

R1/171	ASSUMED	W1/171	1.58	1.58	0.00	0.00
R1/172	ASSUMED	W1/172	4.34	4.06	0.28	6.45
R1/173	ASSUMED	W1/173	14.05	13.58	0.47	3.35

The Grafton Hotel, Tottenham Court Road

R1/1061		W1/1061	20.74	20.74	0.00	0.00
R1/1061		W2/1061	10.73	10.73	0.00	0.00
R1/1061		W3/1061	20.98	20.98	0.00	0.00
R1/1061		W4/1061	12.25	12.25	0.00	0.00
R1/1061		W5/1061	21.53	21.53	0.00	0.00
R1/1061		W6/1061	21.99	21.99	0.00	0.00
R1/1061		W7/1061	24.52	24.05	0.47	1.92
R1/1061		W8/1061	24.56	24.08	0.48	1.95
R1/1061		W9/1061	24.65	24.17	0.48	1.95
R1/1061		W10/1061	24.66	24.18	0.48	1.95
R1/1061		W11/1061	23.24	22.40	0.84	3.61
R1/1061		W12/1061	23.38	22.53	0.85	3.64
R1/1061		W13/1061	23.31	22.46	0.85	3.65
R1/1061		W14/1061	20.14	19.27	0.87	4.32



DAYLIGHT ANALYSIS

EUSTON TOWER, LONDON
EXISTING VS PROPOSED 260923

DAYLIGHT						
Room	Room Use	Window	Existing VSC	Proposed VSC	Loss	%Loss
R1/1061		W15/1061	22.95	22.06	0.89	3.88
R1/1061		W16/1061	15.38	14.44	0.94	6.11
R1/1061		W17/1061	22.82	22.04	0.78	3.42
R1/1061		W18/1061	14.85	14.05	0.80	5.39
R1/1061		W19/1061	23.16	22.34	0.82	3.54
R1/1061		W20/1061	20.41	19.57	0.84	4.12
R1/1061		W21/1061	23.50	22.71	0.79	3.36
R1/1061		W22/1061	23.55	22.72	0.83	3.52
R2/1061		W23/1061	23.46	22.69	0.77	3.28
R2/1061		W24/1061	23.69	22.87	0.82	3.46
R2/1061		W25/1061	23.30	22.66	0.64	2.75
R2/1061		W26/1061	23.59	22.85	0.74	3.14
R2/1061		W27/1061	23.14	22.65	0.49	2.12
R2/1061		W28/1061	23.45	22.84	0.61	2.60
R3/1061		W29/1061	22.80	22.45	0.35	1.54
R3/1061		W30/1061	23.13	22.66	0.47	2.03
R3/1061		W31/1061	22.28	22.00	0.28	1.26
R3/1061		W32/1061	22.69	22.28	0.41	1.81
R3/1061		W33/1061	21.24	21.01	0.23	1.08
R3/1061		W34/1061	21.74	21.36	0.38	1.75
R3/1061		W35/1061	20.93	20.71	0.22	1.05
R3/1061		W36/1061	21.44	21.07	0.37	1.73
R4/1061		W37/1061	20.00	19.78	0.22	1.10
R4/1061		W38/1061	20.38	20.00	0.38	1.86
R4/1061		W39/1061	19.80	19.60	0.20	1.01
R4/1061		W40/1061	20.09	19.73	0.36	1.79
R4/1061		W41/1061	19.54	19.33	0.21	1.07
R4/1061		W42/1061	19.83	19.47	0.36	1.82
R4/1061		W43/1061	19.27	19.04	0.23	1.19
R4/1061		W44/1061	19.55	19.20	0.35	1.79
R4/1061		W45/1061	18.96	18.71	0.25	1.32
R4/1061		W46/1061	19.25	18.93	0.32	1.66
R5/1061		W47/1061	18.43	18.14	0.29	1.57
R5/1061		W48/1061	18.70	18.36	0.34	1.82
R5/1061		W49/1061	18.33	18.04	0.29	1.58
R5/1061		W50/1061	18.57	18.24	0.33	1.78
R5/1061		W51/1061	18.05	17.76	0.29	1.61
R5/1061		W52/1061	18.28	17.93	0.35	1.91



DAYLIGHT ANALYSIS

EUSTON TOWER, LONDON
EXISTING VS PROPOSED 260923

DAYLIGHT						
Room	Room Use	Window	Existing VSC	Proposed VSC	Loss	%Loss
R5/1061		W53/1061	17.84	17.53	0.31	1.74
R5/1061		W54/1061	18.03	17.68	0.35	1.94
R6/1061		W55/1061	17.75	17.42	0.33	1.86
R6/1061		W56/1061	17.94	17.58	0.36	2.01
R6/1061		W57/1061	17.73	17.37	0.36	2.03
R6/1061		W58/1061	17.94	17.53	0.41	2.29
R6/1061		W59/1061	17.76	17.36	0.40	2.25
R6/1061		W60/1061	17.98	17.52	0.46	2.56
R6/1061		W61/1061	17.73	17.35	0.38	2.14
R6/1061		W62/1061	18.06	17.60	0.46	2.55
R9/1061		W71/1061	17.23	16.76	0.47	2.73
R9/1061		W72/1061	17.67	17.12	0.55	3.11
R9/1061		W73/1061	17.12	16.70	0.42	2.45
R9/1061		W74/1061	17.56	17.07	0.49	2.79
R9/1061		W75/1061	17.06	16.64	0.42	2.46
R9/1061		W76/1061	17.52	17.02	0.50	2.85
R9/1061		W77/1061	17.03	16.63	0.40	2.35
R9/1061		W78/1061	17.48	17.02	0.46	2.63
R10/1061		W79/1061	17.00	16.59	0.41	2.41
R10/1061		W80/1061	17.44	16.98	0.46	2.64
R10/1061		W81/1061	17.03	16.60	0.43	2.52
R10/1061		W82/1061	17.48	17.01	0.47	2.69
R11/1061		W83/1061	16.97	16.54	0.43	2.53
R11/1061		W84/1061	17.43	16.96	0.47	2.70
R11/1061		W85/1061	17.05	16.55	0.50	2.93
R11/1061		W86/1061	17.54	17.00	0.54	3.08
R11/1061		W87/1061	16.78	16.20	0.58	3.46
R11/1061		W88/1061	17.35	16.69	0.66	3.80
R11/1061		W89/1061	14.97	14.45	0.52	3.47
R11/1061		W90/1061	15.66	15.09	0.57	3.64
R1/1062		W1/1062	21.39	21.39	0.00	0.00
R1/1062		W2/1062	20.67	20.67	0.00	0.00
R1/1062		W3/1062	24.74	24.74	0.00	0.00
R1/1062		W4/1062	23.80	23.80	0.00	0.00
R1/1062		W5/1062	24.83	24.83	0.00	0.00
R1/1062		W6/1062	23.89	23.89	0.00	0.00
R1/1062		W7/1062	24.16	23.80	0.36	1.49



DAYLIGHT ANALYSIS

EUSTON TOWER, LONDON
EXISTING VS PROPOSED 260923

DAYLIGHT						
Room	Room Use	Window	Existing VSC	Proposed VSC	Loss	%Loss
R1/1062		W8/1062	23.57	23.16	0.41	1.74
R1/1062		W9/1062	22.76	22.76	0.00	0.00
R1/1062		W10/1062	21.79	21.79	0.00	0.00
R1/1062		W11/1062	24.14	24.14	0.00	0.00
R1/1062		W12/1062	23.08	23.08	0.00	0.00
R1/1062		W13/1062	26.70	26.21	0.49	1.84
R1/1062		W14/1062	25.46	24.96	0.50	1.96
R1/1062		W15/1062	26.77	26.27	0.50	1.87
R1/1062		W16/1062	25.46	24.96	0.50	1.96
R1/1062		W17/1062	23.73	22.88	0.85	3.58
R1/1062		W18/1062	22.94	22.06	0.88	3.84
R1/1062		W19/1062	24.53	24.13	0.40	1.63
R1/1062		W20/1062	23.59	23.18	0.41	1.74
R1/1062		W21/1062	26.04	25.19	0.85	3.26
R1/1062		W22/1062	24.78	23.90	0.88	3.55
R1/1062		W23/1062	26.07	25.23	0.84	3.22
R1/1062		W24/1062	24.79	23.93	0.86	3.47
R1/1062		W25/1062	19.90	19.25	0.65	3.27
R1/1062		W26/1062	19.34	18.67	0.67	3.46
R1/1062		W27/1062	24.09	23.19	0.90	3.74
R1/1062		W28/1062	23.32	22.40	0.92	3.95
R2/1062		W29/1062	25.81	24.89	0.92	3.56
R2/1062		W30/1062	25.10	24.16	0.94	3.75
R2/1062		W31/1062	25.85	24.95	0.90	3.48
R2/1062		W32/1062	25.09	24.16	0.93	3.71
R2/1062		W33/1062	25.78	24.97	0.81	3.14
R2/1062		W34/1062	25.04	24.19	0.85	3.39
R2/1062		W35/1062	24.91	24.21	0.70	2.81
R2/1062		W36/1062	25.62	24.98	0.64	2.50
R3/1062		W37/1062	25.23	24.70	0.53	2.10
R3/1062		W38/1062	24.53	23.94	0.59	2.41
R3/1062		W39/1062	24.76	24.24	0.52	2.10
R3/1062		W40/1062	24.11	23.53	0.58	2.41
R3/1062		W41/1062	23.97	23.46	0.51	2.13
R3/1062		W42/1062	23.03	22.47	0.56	2.43
R3/1062		W84/1062	24.79	24.12	0.67	2.70
R3/1062		W85/1062	25.49	24.89	0.60	2.35
R4/1062		W43/1062	13.07	12.46	0.61	4.67



DAYLIGHT ANALYSIS

EUSTON TOWER, LONDON
EXISTING VS PROPOSED 260923

DAYLIGHT						
Room	Room Use	Window	Existing VSC	Proposed VSC	Loss	%Loss
R5/1062		W44/1062	20.76	20.28	0.48	2.31
R5/1062		W45/1062	15.20	14.67	0.53	3.49
R5/1062		W46/1062	20.82	20.32	0.50	2.40
R5/1062		W47/1062	20.18	19.62	0.56	2.78
R5/1062		W48/1062	20.67	20.19	0.48	2.32
R5/1062		W49/1062	19.97	19.45	0.52	2.60
R6/1062		W50/1062	20.68	20.17	0.51	2.47
R6/1062		W51/1062	19.99	19.41	0.58	2.90
R6/1062		W52/1062	20.57	20.08	0.49	2.38
R6/1062		W53/1062	19.85	19.32	0.53	2.67
R6/1062		W54/1062	20.63	20.07	0.56	2.71
R6/1062		W55/1062	19.91	19.31	0.60	3.01
R6/1062		W56/1062	20.63	20.03	0.60	2.91
R6/1062		W57/1062	19.99	19.32	0.67	3.35
R9/1062		W64/1062	20.38	19.70	0.68	3.34
R9/1062		W65/1062	20.02	19.27	0.75	3.75
R9/1062		W66/1062	20.24	19.65	0.59	2.92
R9/1062		W67/1062	19.85	19.21	0.64	3.22
R9/1062		W68/1062	20.30	19.66	0.64	3.15
R9/1062		W69/1062	19.93	19.23	0.70	3.51
R9/1062		W70/1062	20.29	19.65	0.64	3.15
R9/1062		W71/1062	19.91	19.21	0.70	3.52
R10/1062		W72/1062	20.16	19.63	0.53	2.63
R10/1062		W73/1062	19.78	19.20	0.58	2.93
R10/1062		W74/1062	20.22	19.63	0.59	2.92
R10/1062		W75/1062	19.87	19.23	0.64	3.22
R11/1062		W76/1062	20.14	19.59	0.55	2.73
R11/1062		W77/1062	19.85	19.26	0.59	2.97
R11/1062		W78/1062	20.21	19.59	0.62	3.07
R11/1062		W79/1062	20.02	19.37	0.65	3.25
R11/1062		W80/1062	19.99	19.20	0.79	3.95
R11/1062		W81/1062	20.02	19.18	0.84	4.20
R11/1062		W82/1062	18.55	17.75	0.80	4.31
R11/1062		W83/1062	18.66	17.81	0.85	4.56
R1/1063		W1/1063	23.47	23.47	0.00	0.00
R1/1063		W2/1063	24.17	24.17	0.00	0.00
R1/1063		W3/1063	26.94	26.94	0.00	0.00



DAYLIGHT ANALYSIS

EUSTON TOWER, LONDON
EXISTING VS PROPOSED 260923

DAYLIGHT

Room	Room Use	Window	Existing VSC	Proposed VSC	Loss	%Loss
R1/1063		W4/1063	27.59	27.59	0.00	0.00
R1/1063		W5/1063	27.03	27.03	0.00	0.00
R1/1063		W6/1063	27.68	27.68	0.00	0.00
R1/1063		W7/1063	25.19	24.95	0.24	0.95
R1/1063		W8/1063	25.88	25.84	0.04	0.15
R1/1063		W9/1063	24.64	24.64	0.00	0.00
R1/1063		W10/1063	24.63	24.63	0.00	0.00
R1/1063		W11/1063	25.15	25.15	0.00	0.00
R1/1063		W12/1063	21.33	21.33	0.00	0.00
R1/1063		W13/1063	27.03	26.51	0.52	1.92
R1/1063		W14/1063	22.70	22.30	0.40	1.76
R1/1063		W15/1063	27.06	26.53	0.53	1.96
R1/1063		W16/1063	22.51	21.98	0.53	2.35
R1/1063		W17/1063	25.59	24.64	0.95	3.71
R1/1063		W18/1063	21.65	20.68	0.97	4.48
R1/1063		W19/1063	25.12	24.19	0.93	3.70
R1/1063		W20/1063	24.97	24.01	0.96	3.84
R1/1063		W21/1063	25.05	24.63	0.42	1.68
R1/1063		W22/1063	24.08	23.67	0.41	1.70
R1/1063		W23/1063	27.75	26.82	0.93	3.35
R1/1063		W24/1063	26.40	25.45	0.95	3.60
R1/1063		W25/1063	27.77	26.86	0.91	3.28
R1/1063		W26/1063	26.48	25.55	0.93	3.51
R1/1063		W27/1063	20.81	20.09	0.72	3.46
R1/1063		W28/1063	20.32	19.58	0.74	3.64
R1/1063		W29/1063	24.72	23.75	0.97	3.92
R1/1063		W30/1063	22.62	21.61	1.01	4.47
R2/1063		W31/1063	25.62	24.65	0.97	3.79
R2/1063		W32/1063	20.21	19.23	0.98	4.85
R2/1063		W33/1063	25.64	24.66	0.98	3.82
R2/1063		W34/1063	20.23	19.22	1.01	4.99
R2/1063		W35/1063	25.63	24.72	0.91	3.55
R2/1063		W36/1063	20.23	19.29	0.94	4.65
R2/1063		W37/1063	25.59	24.74	0.85	3.32
R2/1063		W38/1063	20.24	19.31	0.93	4.59
R3/1063		W39/1063	25.27	24.53	0.74	2.93
R3/1063		W40/1063	19.95	19.13	0.82	4.11
R3/1063		W41/1063	24.93	24.23	0.70	2.81
R3/1063		W42/1063	19.66	18.88	0.78	3.97
R3/1063		W43/1063	24.27	23.56	0.71	2.93



DAYLIGHT ANALYSIS

EUSTON TOWER, LONDON
EXISTING VS PROPOSED 260923

DAYLIGHT						
Room	Room Use	Window	Existing VSC	Proposed VSC	Loss	%Loss
R3/1063		W44/1063	19.08	18.30	0.78	4.09
R4/1063		W45/1063	23.71	23.02	0.69	2.91
R4/1063		W46/1063	18.60	17.83	0.77	4.14
R4/1063		W47/1063	23.24	22.58	0.66	2.84
R4/1063		W48/1063	18.16	17.43	0.73	4.02
R4/1063		W49/1063	23.08	22.40	0.68	2.95
R4/1063		W50/1063	18.03	17.28	0.75	4.16
R5/1063		W51/1063	22.94	22.19	0.75	3.27
R5/1063		W52/1063	17.92	17.09	0.83	4.63
R5/1063		W53/1063	22.59	21.90	0.69	3.05
R5/1063		W54/1063	17.59	16.82	0.77	4.38
R5/1063		W55/1063	22.11	21.47	0.64	2.89
R5/1063		W56/1063	17.21	16.50	0.71	4.13
R6/1063		W57/1063	23.32	22.67	0.65	2.79
R6/1063		W58/1063	21.86	21.15	0.71	3.25
R6/1063		W59/1063	21.76	21.06	0.70	3.22
R6/1063		W60/1063	17.18	16.40	0.78	4.54
R6/1063		W61/1063	21.51	20.87	0.64	2.98
R6/1063		W62/1063	16.91	16.21	0.70	4.14
R7/1063		W63/1063	21.55	20.84	0.71	3.29
R7/1063		W64/1063	16.97	16.17	0.80	4.71
R7/1063		W65/1063	21.40	20.76	0.64	2.99
R7/1063		W66/1063	16.81	16.11	0.70	4.16
R7/1063		W67/1063	21.46	20.74	0.72	3.36
R7/1063		W68/1063	16.87	16.09	0.78	4.62
R7/1063		W69/1063	21.53	20.70	0.83	3.86
R7/1063		W70/1063	16.99	16.08	0.91	5.36
R10/1063		W77/1063	21.51	20.66	0.85	3.95
R10/1063		W78/1063	16.96	16.05	0.91	5.37
R10/1063		W79/1063	21.36	20.64	0.72	3.37
R10/1063		W80/1063	16.80	16.04	0.76	4.52
R10/1063		W81/1063	21.49	20.66	0.83	3.86
R10/1063		W82/1063	16.95	16.07	0.88	5.19
R10/1063		W83/1063	21.46	20.62	0.84	3.91
R10/1063		W84/1063	16.93	16.02	0.91	5.38
R12/1063		W89/1063	21.46	20.78	0.68	3.17



DAYLIGHT ANALYSIS

EUSTON TOWER, LONDON
EXISTING VS PROPOSED 260923

DAYLIGHT

Room	Room Use	Window	Existing VSC	Proposed VSC	Loss	%Loss
R12/1063		W90/1063	16.87	16.15	0.72	4.27
R12/1063		W91/1063	21.71	20.99	0.72	3.32
R12/1063		W92/1063	17.08	16.32	0.76	4.45
R12/1063		W93/1063	22.21	21.29	0.92	4.14
R12/1063		W94/1063	17.49	16.51	0.98	5.60
R12/1063		W95/1063	22.69	21.75	0.94	4.14
R12/1063		W96/1063	17.95	16.96	0.99	5.52
R1/1064		W1/1064	26.41	26.41	0.00	0.00
R1/1064		W2/1064	27.45	27.45	0.00	0.00
R1/1064		W3/1064	28.96	28.96	0.00	0.00
R1/1064		W4/1064	29.52	29.52	0.00	0.00
R1/1064		W5/1064	29.07	29.07	0.00	0.00
R1/1064		W6/1064	29.63	29.63	0.00	0.00
R1/1064		W7/1064	28.05	27.57	0.48	1.71
R1/1064		W8/1064	28.65	28.15	0.50	1.75
R1/1064		W9/1064	28.10	27.56	0.54	1.92
R1/1064		W10/1064	28.80	28.26	0.54	1.88
R1/1064		W11/1064	29.57	28.55	1.02	3.45
R1/1064		W12/1064	30.03	28.99	1.04	3.46
R1/1064		W13/1064	29.57	28.58	0.99	3.35
R1/1064		W14/1064	30.03	29.02	1.01	3.36
R1/1064		W15/1064	26.72	25.90	0.82	3.07
R1/1064		W16/1064	27.60	26.75	0.85	3.08
R1/1064		W17/1064	27.92	26.85	1.07	3.83
R1/1064		W18/1064	28.89	27.80	1.09	3.77
R1/1064		W19/1064	27.35	26.44	0.91	3.33
R1/1064		W20/1064	28.84	27.90	0.94	3.26
R2/1064		W21/1064	23.39	22.87	0.52	2.22
R2/1064		W22/1064	28.58	27.56	1.02	3.57
R2/1064		W23/1064	23.01	22.16	0.85	3.69
R3/1064		W24/1064	24.52	23.99	0.53	2.16
R3/1064		W25/1064	27.98	27.01	0.97	3.47
R3/1064		W26/1064	22.39	21.69	0.70	3.13
R4/1064		W27/1064	24.23	23.75	0.48	1.98
R4/1064		W28/1064	27.31	26.40	0.91	3.33
R5/1064		W29/1064	26.98	25.95	1.03	3.82
R5/1064		W30/1064	17.50	16.72	0.78	4.46



DAYLIGHT ANALYSIS

EUSTON TOWER, LONDON
EXISTING VS PROPOSED 260923

DAYLIGHT						
Room	Room Use	Window	Existing VSC	Proposed VSC	Loss	%Loss
R6/1064		W31/1064	26.81	26.29	0.52	1.94
R6/1064		W32/1064	27.87	27.31	0.56	2.01
R6/1064		W33/1064	27.29	26.41	0.88	3.22
R6/1064		W34/1064	27.49	26.55	0.94	3.42
R6/1064		W35/1064	26.88	25.94	0.94	3.50
R6/1064		W36/1064	27.07	26.07	1.00	3.69
R6/1064		W37/1064	26.79	25.95	0.84	3.14
R6/1064		W38/1064	26.99	26.09	0.90	3.33
R7/1064		W39/1064	26.87	25.92	0.95	3.54
R7/1064		W40/1064	27.06	26.05	1.01	3.73
R7/1064		W41/1064	26.72	25.90	0.82	3.07
R7/1064		W42/1064	26.87	26.00	0.87	3.24
R7/1064		W43/1064	26.75	25.85	0.90	3.36
R7/1064		W44/1064	26.90	25.94	0.96	3.57
R7/1064		W45/1064	26.75	25.66	1.09	4.07
R7/1064		W46/1064	26.91	25.77	1.14	4.24
R8/1064		W47/1064	26.98	26.03	0.95	3.52
R8/1064		W48/1064	27.20	26.20	1.00	3.68
R8/1064		W49/1064	27.69	26.89	0.80	2.89
R8/1064		W50/1064	28.37	27.54	0.83	2.93
R9/1064		W51/1064	27.48	26.64	0.84	3.06
R10/1064		W52/1064	27.62	26.78	0.84	3.04
R1/1065		W1/1065	30.55	30.55	0.00	0.00
R1/1065		W2/1065	30.57	30.57	0.00	0.00
R1/1065		W3/1065	30.73	29.65	1.08	3.51
R1/1065		W4/1065	30.72	29.66	1.06	3.45
R2/1065		W5/1065	30.98	29.79	1.19	3.84
R3/1065		W6/1065	30.50	29.32	1.18	3.87
R4/1065		W7/1065	27.62	26.50	1.12	4.06
R5/1065		W8/1065	29.65	28.51	1.14	3.84
R5/1065		W9/1065	29.43	28.45	0.98	3.33



DAYLIGHT ANALYSIS

EUSTON TOWER, LONDON
EXISTING VS PROPOSED 260923

DAYLIGHT						
Room	Room Use	Window	Existing VSC	Proposed VSC	Loss	%Loss
R6/1065		W10/1065	30.04	28.88	1.16	3.86
R6/1065		W11/1065	30.10	28.99	1.11	3.69
9 Warren Street						
R2/1041	KITCHEN	W2/1041	18.96	18.64	0.32	1.69
10 Warren Street						
R2/1031	KITCHEN	W2/1031	19.36	18.88	0.48	2.48
11 Warren Street						
R2/1021	KITCHEN	W2/1021	20.13	19.63	0.50	2.48
12 Warren Street						
R2/1011	KITCHEN	W2/1011	21.13	20.55	0.58	2.74
13-14 Warren Street & 118-120 Whitfield Street						
R1/1001	ASSUMED	W1/1001	22.42	22.42	0.00	0.00
R1/1001	ASSUMED	W2/1001	23.10	23.10	0.00	0.00
R1/1001	ASSUMED	W3/1001	22.89	22.26	0.63	2.75
R1/1001	ASSUMED	W4/1001	22.84	22.10	0.74	3.24
R2/1001	ASSUMED	W5/1001	22.53	21.96	0.57	2.53
R2/1001	ASSUMED	W6/1001	22.44	21.86	0.58	2.58
R3/1001	ASSUMED	W7/1001	22.22	21.65	0.57	2.57
R3/1001	ASSUMED	W8/1001	22.07	21.44	0.63	2.85
R1/1002	ASSUMED	W1/1002	27.95	27.95	0.00	0.00
R1/1002	ASSUMED	W2/1002	28.38	28.38	0.00	0.00
R1/1002	ASSUMED	W3/1002	26.24	25.42	0.82	3.13
R1/1002	ASSUMED	W4/1002	26.20	25.27	0.93	3.55
R2/1002	ASSUMED	W5/1002	25.81	25.11	0.70	2.71
R2/1002	ASSUMED	W6/1002	25.73	25.02	0.71	2.76
R3/1002	ASSUMED	W7/1002	25.51	24.80	0.71	2.78
R3/1002	ASSUMED	W8/1002	25.34	24.54	0.80	3.16



DAYLIGHT ANALYSIS

EUSTON TOWER, LONDON
EXISTING VS PROPOSED 260923

DAYLIGHT						
Room	Room Use	Window	Existing VSC	Proposed VSC	Loss	%Loss
R1/1003	ASSUMED	W1/1003	33.22	33.22	0.00	0.00
R1/1003	ASSUMED	W2/1003	33.27	33.27	0.00	0.00
R1/1003	ASSUMED	W3/1003	28.32	27.34	0.98	3.46
R1/1003	ASSUMED	W4/1003	28.17	27.23	0.94	3.34
R2/1003	ASSUMED	W5/1003	27.99	27.20	0.79	2.82
R2/1003	ASSUMED	W6/1003	28.02	26.99	1.03	3.68
R3/1003	ASSUMED	W7/1003	27.75	26.83	0.92	3.32
R3/1003	ASSUMED	W8/1003	27.60	26.55	1.05	3.80

15 Warren Street & 161 Whitfield Street

R1/1502	ASSUMED_RESI	W1/1502	29.78	29.23	0.55	1.85
R2/1502	ASSUMED_RESI	W2/1502	29.67	29.08	0.59	1.99
R2/1502	ASSUMED_RESI	W3/1502	27.02	26.32	0.70	2.59
R3/1502	ASSUMED_RESI	W4/1502	27.33	26.54	0.79	2.89
R1/1503	ASSUMED_RESI	W1/1503	32.01	31.41	0.60	1.87
R2/1503	ASSUMED_RESI	W2/1503	31.80	31.16	0.64	2.01
R2/1503	ASSUMED_RESI	W3/1503	28.64	27.88	0.76	2.65
R3/1503	ASSUMED_RESI	W4/1503	28.87	28.02	0.85	2.94
R1/1601	ASSUMED	W1/1601	23.92	23.50	0.42	1.76
R2/1601	ASSUMED	W2/1601	24.36	23.83	0.53	2.18
R1/1602	ASSUMED	W1/1602	29.03	28.55	0.48	1.65
R2/1602	ASSUMED	W2/1602	29.18	28.58	0.60	2.06
R1/1603	LIVINGROOM	W1/1603	32.17	31.65	0.52	1.62
R1/1603	LIVINGROOM	W2/1603	32.13	31.47	0.66	2.05
R1/1604	UNKNOWN	W6/1604	93.76	93.25	0.51	0.54
R3/1604	UNKNOWN	W2/1604	97.17	96.66	0.51	0.52



DAYLIGHT ANALYSIS

EUSTON TOWER, LONDON
EXISTING VS PROPOSED 260923

DAYLIGHT

Room	Room Use	Window	Existing VSC	Proposed VSC	Loss	%Loss
R3/1604	UNKNOWN	W3/1604	26.30	26.08	0.22	0.84
R3/1604	UNKNOWN	W4/1604	30.26	30.26	0.00	0.00
R3/1604	UNKNOWN	W5/1604	96.63	96.13	0.50	0.52

16 Warren Street

R1/1709	BEDROOM_ASSUMEC	W1/1709	13.92	13.67	0.25	1.80
R2/1710	BEDROOM_ASSUMEC	W2/1710	21.34	20.91	0.43	2.01
R2/1710	BEDROOM_ASSUMEC	W3/1710	21.36	20.91	0.45	2.11
R1/1711	ASSUMED	W1/1711	24.77	24.18	0.59	2.38
R1/1711	ASSUMED	W2/1711	24.81	24.25	0.56	2.26
R1/1711	ASSUMED	W3/1711	24.86	24.28	0.58	2.33
R1/1712	ASSUMED	W1/1712	27.60	26.86	0.74	2.68
R1/1712	ASSUMED	W2/1712	27.69	26.98	0.71	2.56
R1/1712	ASSUMED	W3/1712	27.70	26.97	0.73	2.64
R1/1713	BEDROOM	W1/1713	29.27	28.45	0.82	2.80
R1/1713	BEDROOM	W2/1713	29.31	28.52	0.79	2.70
R1/1713	BEDROOM	W3/1713	29.30	28.51	0.79	2.70
R1/1714	LKD	W1/1714	37.13	37.13	0.00	0.00
R1/1714	LKD	W2/1714	30.74	29.85	0.89	2.90
R1/1714	LKD	W3/1714	30.66	29.83	0.83	2.71
R1/1714	LKD	W4/1714	97.45	96.94	0.51	0.52

17 Warren Street

R1/1719	BEDROOM_ASSUMEC	W1/1719	14.55	14.42	0.13	0.89
R1/1720	BEDROOM_ASSUMEC	W1/1720	21.47	21.07	0.40	1.86
R1/1720	BEDROOM_ASSUMEC	W2/1720	21.54	21.06	0.48	2.23
R1/1721	ASSUMED	W1/1721	25.28	24.71	0.57	2.25
R1/1721	ASSUMED	W2/1721	25.45	24.79	0.66	2.59
R1/1721	ASSUMED	W3/1721	25.36	24.81	0.55	2.17
R1/1722	ASSUMED	W1/1722	28.02	27.31	0.71	2.53
R1/1722	ASSUMED	W2/1722	28.17	27.36	0.81	2.88
R1/1722	ASSUMED	W3/1722	28.10	27.42	0.68	2.42



DAYLIGHT ANALYSIS

EUSTON TOWER, LONDON
EXISTING VS PROPOSED 260923

DAYLIGHT						
Room	Room Use	Window	Existing VSC	Proposed VSC	Loss	%Loss
R1/1723	BEDROOM	W1/1723	29.50	28.74	0.76	2.58
R1/1723	BEDROOM	W2/1723	29.62	28.76	0.86	2.90
R2/1723	BEDROOM	W3/1723	29.54	28.80	0.74	2.51
R1/1724	LKD	W1/1724	97.06	96.58	0.48	0.49
R1/1724	LKD	W2/1724	30.70	29.89	0.81	2.64
R1/1724	LKD	W3/1724	31.39	31.39	0.00	0.00
R1/1724	LKD	W4/1724	91.93	91.45	0.48	0.52
R1/1724	LKD	W5/1724	30.43	29.51	0.92	3.02

Duchess House, 18-19 Warren Street

R1/1731	ASSUMED	W1/1731	25.13	24.60	0.53	2.11
R1/1731	ASSUMED	W2/1731	25.04	24.52	0.52	2.08
R2/1731	LKD	W3/1731	24.97	24.47	0.50	2.00
R2/1731	LKD	W4/1731	24.82	24.33	0.49	1.97
R2/1731	LKD	W5/1731	20.23	20.23	0.00	0.00
R1/1732	ASSUMED	W1/1732	28.37	27.74	0.63	2.22
R1/1732	ASSUMED	W2/1732	28.43	27.80	0.63	2.22
R2/1732	LKD	W3/1732	28.46	27.85	0.61	2.14
R2/1732	LKD	W4/1732	28.42	27.84	0.58	2.04
R2/1732	LKD	W5/1732	26.86	26.86	0.00	0.00
R1/1733	ASSUMED	W1/1733	29.76	29.08	0.68	2.28
R1/1733	ASSUMED	W2/1733	29.77	29.10	0.67	2.25
R2/1733	ASSUMED	W3/1733	29.78	29.14	0.64	2.15
R2/1733	ASSUMED	W4/1733	29.75	29.15	0.60	2.02
R2/1733	ASSUMED	W5/1733	33.72	33.72	0.00	0.00
R1/1734	BEDROOM	W1/1734	30.58	29.87	0.71	2.32
R2/1734	BEDROOM	W2/1734	30.72	30.06	0.66	2.15
R3/1734	BEDROOM	W3/1734	30.82	30.09	0.73	2.37
R3/1734	BEDROOM	W4/1734	36.56	36.56	0.00	0.00
R3/1734	BEDROOM	W5/1734	35.52	35.52	0.00	0.00



DAYLIGHT ANALYSIS

EUSTON TOWER, LONDON
EXISTING VS PROPOSED 260923

DAYLIGHT						
Room	Room Use	Window	Existing VSC	Proposed VSC	Loss	%Loss



DAYLIGHT ANALYSIS

EUSTON TOWER, LONDON
EXISTING VS PROPOSED 260923

DAYLIGHT

Room	Room Use	Window	Existing		Proposed		Total Loss	%Loss
			ADF	Total	ADF	Total		
17 to 33 William Road								
R1/111	LD	W1/111	1.99	1.99	1.99	1.99	0.00	0.00
R2/111	KITCHEN?	W2/111	0.74	0.74	0.74	0.74	0.00	0.00
R3/111	BEDROOM	W3/111	0.30		0.30			
R3/111	BEDROOM	W4/111	0.45	0.75	0.45	0.75	0.00	0.00
R4/111	LD	W5/111	0.38	0.38	0.38	0.38	0.01	1.83
R5/111	LD	W6/111	0.22		0.22			
R5/111	LD	W7/111	0.37	0.59	0.36	0.58	0.01	1.02
R6/111	BEDROOM	W8/111	1.86	1.86	1.85	1.85	0.01	0.27
R7/111	BEDROOM	W9/111	1.83	1.83	1.82	1.82	0.01	0.49
R8/111	LD	W10/111	0.48	0.48	0.48	0.48	0.01	1.04
R10/111	LD	W12/111	0.44		0.43			
R10/111	LD	W13/111	0.65	1.08	0.64	1.08	0.01	0.55
R11/111	LD	W14/111	0.71	0.71	0.71	0.71	0.00	0.00
R12/111	BEDROOM	W17/111	2.20	2.20	2.19	2.19	0.01	0.36
R13/111	BEDROOM	W16/111	2.45	2.45	2.44	2.44	0.01	0.37
R14/111	BEDROOM	W15/111	1.37	1.37	1.36	1.36	0.01	0.37
R15/111	LD	W19/111	0.17		0.17			
R15/111	LD	W20/111	0.22	0.39	0.22	0.39	0.00	0.51
R16/111	LD	W18/111	0.30	0.30	0.30	0.30	0.00	0.00
R1/112	LD	W1/112	2.26	2.26	2.26	2.26	0.00	0.04
R2/112	KITCHEN?	W2/112	0.91	0.91	0.91	0.91	0.00	0.00
R3/112	BEDROOM	W3/112	0.34		0.34			
R3/112	BEDROOM	W4/112	0.50	0.84	0.50	0.84	0.00	0.00



DAYLIGHT ANALYSIS

EUSTON TOWER, LONDON
EXISTING VS PROPOSED 260923

DAYLIGHT								
Room	Room Use	Window	Existing		Proposed		Total Loss	%Loss
			ADF	Total	ADF	Total		
R4/112	LD	W5/112	0.46	0.46	0.45	0.45	0.01	1.96
R5/112	LD	W6/112	0.28		0.28			
R5/112	LD	W7/112	0.45	0.73	0.45	0.72	0.01	0.82
R6/112	BEDROOM	W8/112	1.38	1.38	1.38	1.38	0.01	0.43
R7/112	BEDROOM	W9/112	1.50	1.50	1.50	1.50	0.01	0.40
R8/112	LD	W11/112	0.57	0.57	0.57	0.57	0.01	1.05
R9/112	BEDROOM	W10/112	1.38	1.38	1.37	1.37	0.01	0.73
R10/112	LD	W12/112	0.47		0.47			
R10/112	LD	W13/112	0.51	0.98	0.50	0.97	0.01	0.71
R11/112	LD	W14/112	0.79	0.79	0.79	0.79	0.00	0.13
R12/112	BEDROOM	W17/112	1.91	1.91	1.90	1.90	0.01	0.47
R13/112	BEDROOM	W16/112	2.20	2.20	2.19	2.19	0.01	0.46
R14/112	BEDROOM	W15/112	1.25	1.25	1.24	1.24	0.01	0.40
R15/112	LD	W19/112	0.34		0.34			
R15/112	LD	W20/112	0.46	0.80	0.46	0.80	0.00	0.38
R16/112	LD	W18/112	0.58	0.58	0.58	0.58	0.00	0.00
R1/113	LD	W1/113	2.44	2.44	2.44	2.44	0.00	0.00
R2/113	KITCHEN?	W2/113	1.00	1.00	1.00	1.00	0.00	0.00
R3/113	BEDROOM	W3/113	0.36		0.36			
R3/113	BEDROOM	W4/113	0.52	0.88	0.52	0.88	0.00	0.00
R4/113	LD	W5/113	0.50	0.50	0.49	0.49	0.01	1.99
R5/113	LD	W6/113	0.30		0.30			
R5/113	LD	W7/113	0.48	0.78	0.47	0.77	0.01	1.15



DAYLIGHT ANALYSIS

EUSTON TOWER, LONDON
EXISTING VS PROPOSED 260923

DAYLIGHT								
Room	Room Use	Window	Existing		Proposed		Total Loss	%Loss
			ADF	Total	ADF	Total		
R6/113	BEDROOM	W8/113	1.46	1.46	1.46	1.46	0.01	0.48
R7/113	BEDROOM	W9/113	1.60	1.60	1.59	1.59	0.01	0.44
R8/113	LD	W11/113	0.61	0.61	0.60	0.60	0.01	1.31
R9/113	BEDROOM	W10/113	1.48	1.48	1.47	1.47	0.01	0.68
R10/113	LD	W12/113	0.52		0.51			
R10/113	LD	W13/113	0.53	1.05	0.53	1.04	0.01	0.57
R11/113	LD	W14/113	0.84	0.84	0.84	0.84	0.00	0.12
R12/113	BEDROOM	W17/113	2.01	2.01	2.00	2.00	0.01	0.45
R13/113	BEDROOM	W16/113	2.32	2.32	2.31	2.31	0.01	0.43
R14/113	BEDROOM	W15/113	1.32	1.32	1.31	1.31	0.01	0.38
R15/113	LD	W19/113	0.37		0.37			
R15/113	LD	W20/113	0.49	0.86	0.49	0.86	0.00	0.47
R16/113	LD	W18/113	0.62	0.62	0.62	0.62	0.00	0.00
R1/114	LD	W1/114	2.66	2.66	2.66	2.66	0.00	0.00
R2/114	KITCHEN?	W2/114	1.07	1.07	1.07	1.07	0.00	0.00
R3/114	BEDROOM	W3/114	0.38		0.38			
R3/114	BEDROOM	W4/114	0.55	0.93	0.55	0.93	0.00	0.00
R4/114	LD	W5/114	0.55	0.55	0.54	0.54	0.01	2.01
R5/114	LD	W6/114	0.33		0.32			
R5/114	LD	W7/114	0.51	0.84	0.51	0.83	0.01	1.19
R6/114	BEDROOM	W8/114	1.55	1.55	1.54	1.54	0.01	0.52
R7/114	BEDROOM	W9/114	1.69	1.69	1.68	1.68	0.01	0.41
R8/114	LD	W11/114	0.68	0.68	0.66	0.66	0.02	2.79



DAYLIGHT ANALYSIS

EUSTON TOWER, LONDON
EXISTING VS PROPOSED 260923

DAYLIGHT								
Room	Room Use	Window	Existing		Proposed		Total Loss	%Loss
			ADF	Total	ADF	Total		
R9/114	BEDROOM	W10/114	1.59	1.59	1.58	1.58	0.01	0.76
R10/114	LD	W12/114	0.59		0.59			
R10/114	LD	W13/114	0.56	1.15	0.56	1.15	0.01	0.52
R11/114	LD	W14/114	0.88	0.88	0.88	0.88	0.00	0.11
R12/114	BEDROOM	W17/114	2.06	2.06	2.05	2.05	0.01	0.44
R13/114	BEDROOM	W16/114	2.39	2.39	2.38	2.38	0.01	0.46
R14/114	BEDROOM	W15/114	1.36	1.36	1.36	1.36	0.01	0.44
R15/114	LD	W19/114	0.38		0.38			
R15/114	LD	W20/114	0.51	0.90	0.51	0.89	0.00	0.45
R16/114	LD	W18/114	0.65	0.65	0.65	0.65	0.00	0.00
R1/115	LD	W1/115	2.98	2.98	2.98	2.98	0.00	0.00
R2/115	KITCHEN?	W2/115	1.14	1.14	1.14	1.14	0.00	0.00
R3/115	BEDROOM	W3/115	0.37		0.37			
R3/115	BEDROOM	W4/115	0.60	0.97	0.60	0.97	0.00	0.00
R4/115	LD	W5/115	0.33	0.33	0.32	0.32	0.01	1.83
R5/115	LD	W6/115	0.20		0.20			
R5/115	LD	W7/115	0.31	0.51	0.31	0.51	0.01	0.98
R6/115	BEDROOM	W8/115	2.19	2.19	2.18	2.18	0.01	0.27
R7/115	BEDROOM	W9/115	0.71		0.71			
R7/115	BEDROOM	W15/115	0.82	1.53	0.81	1.53	0.01	0.46
R8/115	LD	W11/115	1.67	1.67	1.65	1.65	0.02	1.08
R9/115	BEDROOM	W10/115	2.13	2.13	2.11	2.11	0.02	0.80
R10/115	LD	W12/115	0.92		0.92			
R10/115	LD	W13/115	0.64	1.56	0.64	1.55	0.01	0.58



DAYLIGHT ANALYSIS

EUSTON TOWER, LONDON
EXISTING VS PROPOSED 260923

DAYLIGHT

Room	Room Use	Window	Existing		Proposed		Total Loss	%Loss
			ADF	Total	ADF	Total		
R11/115	LD	W14/115	1.28	1.28	1.28	1.28	0.01	0.39
R12/115	BEDROOM	W21/115	2.73	2.73	2.72	2.72	0.01	0.40
R13/115	BEDROOM	W17/115	0.91		0.91			
R13/115	BEDROOM	W22/115	1.02	1.94	1.02	1.93	0.01	0.41
R14/115	BEDROOM	W16/115	1.91	1.91	1.91	1.91	0.01	0.42
R15/115	LD	W19/115	0.68		0.67			
R15/115	LD	W20/115	0.97	1.64	0.96	1.64	0.01	0.55
R16/115	LD	W18/115	1.10	1.10	1.10	1.10	0.00	0.18
R1/116	LKD	W1/116	3.24	3.24	3.24	3.24	0.00	0.03
R2/116	BEDROOM?	W2/116	1.52	1.52	1.51	1.51	0.02	1.05
R3/116	BEDROOM?	W3/116	2.08	2.08	2.05	2.05	0.03	1.30
R4/116	LKD?	W4/116	1.24		1.24			
R4/116	LKD?	W5/116	0.29	1.53	0.29	1.52	0.01	0.46

Schafer House, University College

R1/120		W1/120	0.39	0.39	0.39	0.39	0.00	0.00
R2/120		W2/120	0.58	0.58	0.58	0.58	0.00	0.00
R3/120		W3/120	0.50	0.50	0.50	0.50	0.00	0.00
R4/120		W4/120	0.48		0.48			
R4/120		W5/120	0.42	0.91	0.42	0.90	0.01	1.10
R5/120		W6/120	0.48		0.47			
R5/120		W7/120	0.48	0.96	0.48	0.96	0.00	0.21
R6/120		W8/120	0.52		0.52			
R6/120		W9/120	0.53	1.04	0.53	1.04	0.00	0.00
R7/120		W10/120	1.02	1.02	1.02	1.02	0.00	0.00



DAYLIGHT ANALYSIS

EUSTON TOWER, LONDON
EXISTING VS PROPOSED 260923

DAYLIGHT								
Room	Room Use	Window	Existing		Proposed		Total Loss	%Loss
			ADF	Total	ADF	Total		
R1/121		W1/121	0.50	0.50	0.50	0.50	0.00	0.00
R2/121		W2/121	0.72	0.72	0.72	0.72	0.00	0.00
R3/121		W3/121	0.61	0.61	0.61	0.61	0.00	0.00
R4/121		W4/121	0.54		0.54			
R4/121		W5/121	0.48	1.03	0.48	1.02	0.01	1.07
R5/121		W6/121	0.53		0.53			
R5/121		W7/121	0.54	1.08	0.54	1.08	0.00	0.19
R6/121		W8/121	0.57		0.57			
R6/121		W9/121	0.58	1.15	0.58	1.15	0.00	0.17
R7/121		W10/121	1.12	1.12	1.12	1.12	0.01	0.45
R1/122		W1/122	0.70	0.70	0.70	0.70	0.00	0.00
R2/122		W2/122	0.94	0.94	0.94	0.94	0.00	0.00
R3/122		W3/122	0.76	0.76	0.76	0.76	0.00	0.13
R4/122		W4/122	0.61		0.61			
R4/122		W5/122	0.55	1.17	0.55	1.16	0.01	0.77
R5/122		W6/122	0.59		0.59			
R5/122		W7/122	0.60	1.20	0.60	1.19	0.01	0.59
R6/122		W8/122	0.63		0.62			
R6/122		W9/122	0.63	1.26	0.63	1.25	0.01	0.56
R7/122		W10/122	1.21	1.21	1.21	1.21	0.01	0.58
R1/123		W1/123	0.78	0.78	0.77	0.77	0.00	0.52
R2/123		W2/123	0.92	0.92	0.91	0.91	0.00	0.44
R3/123		W3/123	0.72	0.72	0.72	0.72	0.00	0.55
R4/123		W4/123	0.56		0.55			
R4/123		W5/123	0.52	1.08	0.51	1.07	0.01	0.74



DAYLIGHT ANALYSIS

EUSTON TOWER, LONDON
EXISTING VS PROPOSED 260923

DAYLIGHT								
Room	Room Use	Window	Existing		Proposed		Total Loss	%Loss
			ADF	Total	ADF	Total		
R5/123		W6/123	0.53		0.53			
R5/123		W7/123	0.53	1.06	0.53	1.06	0.01	0.66
R6/123		W8/123	0.55		0.55			
R6/123		W9/123	0.56	1.11	0.55	1.10	0.01	0.54
R7/123		W10/123	1.05	1.05	1.04	1.04	0.01	0.57
R1/180	LKD	W1/180	0.36	0.36	0.36	0.36	0.00	0.00
R2/180	BEDROOM	W2/180	0.43	0.43	0.43	0.43	0.00	0.00
R3/180	BEDROOM	W3/180	0.43	0.43	0.43	0.43	0.00	0.00
R4/180	BEDROOM	W4/180	0.39	0.39	0.39	0.39	0.00	0.00
R5/180	BEDROOM	W5/180	0.37	0.37	0.37	0.37	0.00	0.00
R6/180	BEDROOM	W6/180	0.29	0.29	0.29	0.29	0.00	0.00
R1/181	LKD	W1/181	0.43	0.43	0.43	0.43	0.00	0.00
R2/181	BEDROOM	W2/181	0.52	0.52	0.52	0.52	0.00	0.00
R3/181	BEDROOM	W3/181	0.50	0.50	0.50	0.50	0.00	0.20
R4/181	BEDROOM	W4/181	0.45	0.45	0.45	0.45	0.00	0.00
R5/181	BEDROOM	W5/181	0.42	0.42	0.42	0.42	0.00	0.00
R6/181	BEDROOM	W6/181	0.31	0.31	0.31	0.31	0.00	0.00
R1/182	LKD	W1/182	0.51	0.51	0.51	0.51	0.00	0.58
R2/182	BEDROOM	W2/182	0.61	0.61	0.61	0.61	0.00	0.49
R3/182	BEDROOM	W3/182	0.59	0.59	0.59	0.59	0.00	0.34
R4/182	BEDROOM	W4/182	0.52	0.52	0.52	0.52	0.00	0.00
R5/182	BEDROOM	W5/182	0.48	0.48	0.48	0.48	0.00	0.00



DAYLIGHT ANALYSIS

EUSTON TOWER, LONDON
EXISTING VS PROPOSED 260923

DAYLIGHT								
Room	Room Use	Window	Existing		Proposed		Total Loss	%Loss
			ADF	Total	ADF	Total		
R6/182	BEDROOM	W6/182	0.35	0.35	0.35	0.35	0.00	0.00
R1/183	LKD	W1/183	0.59	0.59	0.58	0.58	0.01	1.85
R2/183	BEDROOM	W2/183	0.72	0.72	0.71	0.71	0.01	1.40
R3/183	BEDROOM	W3/183	0.69	0.69	0.68	0.68	0.01	1.44
R4/183	BEDROOM	W4/183	0.61	0.61	0.61	0.61	0.01	1.14
R5/183	BEDROOM	W5/183	0.56	0.56	0.55	0.55	0.01	1.62
R6/183	BEDROOM	W6/183	0.39	0.39	0.38	0.38	0.00	0.26
R1/184	LKD	W1/184	0.67	0.67	0.66	0.66	0.01	1.49
R2/184	BEDROOM	W2/184	0.82	0.82	0.81	0.81	0.01	1.58
R3/184	BEDROOM	W3/184	0.81	0.81	0.79	0.79	0.01	1.73
R4/184	BEDROOM	W4/184	0.72	0.72	0.70	0.70	0.02	2.23
R5/184	BEDROOM	W5/184	0.65	0.65	0.63	0.63	0.02	2.93
R6/184	BEDROOM	W6/184	0.45	0.45	0.44	0.44	0.01	1.12
R1/185	LKD	W1/185	0.75	0.75	0.74	0.74	0.01	1.33
R2/185	BEDROOM	W2/185	0.84	0.84	0.83	0.83	0.01	1.42
R3/185	BEDROOM	W3/185	0.84	0.84	0.83	0.83	0.01	1.66
R4/185	BEDROOM	W4/185	0.79	0.79	0.77	0.77	0.02	1.91
R5/185	BEDROOM	W5/185	0.74	0.74	0.72	0.72	0.02	2.56
R6/185	BEDROOM	W6/185	0.54	0.54	0.53	0.53	0.01	2.41
R1/186	LKD	W1/186	0.73	0.73	0.72	0.72	0.01	1.24
R2/186	BEDROOM	W2/186	0.91	0.91	0.90	0.90	0.01	1.21



DAYLIGHT ANALYSIS

EUSTON TOWER, LONDON
EXISTING VS PROPOSED 260923

DAYLIGHT								
Room	Room Use	Window	Existing		Proposed		Total Loss	%Loss
			ADF	Total	ADF	Total		
R3/186	BEDROOM	W3/186	0.92	0.92	0.91	0.91	0.02	1.63
R4/186	BEDROOM	W4/186	0.92	0.92	0.91	0.91	0.02	1.63
R5/186	BEDROOM	W5/186	0.92	0.92	0.90	0.90	0.02	2.07
R6/186	BEDROOM	W6/186	0.81	0.81	0.79	0.79	0.02	2.48
R1/211	LKD	W1/211	0.86	0.86	0.85	0.85	0.01	1.05
R2/211	BEDROOM	W2/211	0.95	0.95	0.93	0.93	0.02	1.58
R3/211	BEDROOM	W3/211	0.93	0.93	0.92	0.92	0.02	1.72
R4/211	BEDROOM	W4/211	0.91	0.91	0.89	0.89	0.02	2.08
R5/211	BEDROOM	W5/211	0.90	0.90	0.88	0.88	0.02	2.33
R6/211	BEDROOM	W6/211	1.28	1.28	1.25	1.25	0.03	2.42
R7/211	BEDROOM	W7/211	1.26	1.26	1.21	1.21	0.05	3.88
R8/211	BEDROOM	W8/211	0.86	0.86	0.82	0.82	0.04	4.43
R9/211	BEDROOM	W9/211	0.85	0.85	0.81	0.81	0.04	4.48
R10/211	BEDROOM	W10/211	0.82	0.82	0.79	0.79	0.04	4.37
R11/211	BEDROOM	W211/211	0.81	0.81	0.78	0.78	0.04	4.44
R12/211	LKD	W12/211	0.71	0.71	0.68	0.68	0.03	4.23
R1/212	LKD	W1/212	0.68	0.68	0.68	0.68	0.01	1.32
R2/212	BEDROOM	W2/212	0.88	0.88	0.86	0.86	0.02	1.93
R3/212	BEDROOM	W3/212	0.86	0.86	0.84	0.84	0.02	2.09
R4/212	BEDROOM	W4/212	0.84	0.84	0.82	0.82	0.02	2.50
R5/212	BEDROOM	W5/212	0.83	0.83	0.80	0.80	0.02	2.91



DAYLIGHT ANALYSIS

EUSTON TOWER, LONDON
EXISTING VS PROPOSED 260923

DAYLIGHT								
Room	Room Use	Window	Existing		Proposed		Total Loss	%Loss
			ADF	Total	ADF	Total		
R6/212	BEDROOM	W6/212	0.99	0.99	0.96	0.96	0.03	3.13
R7/212	BEDROOM	W7/212	0.98	0.98	0.93	0.93	0.05	4.81
R8/212	BEDROOM	W8/212	0.80	0.80	0.76	0.76	0.04	5.01
R9/212	BEDROOM	W9/212	0.79	0.79	0.75	0.75	0.04	5.31
R10/212	BEDROOM	W10/212	0.77	0.77	0.73	0.73	0.04	5.31
R11/212	BEDROOM	W11/212	0.76	0.76	0.72	0.72	0.04	5.53
R12/212	LKD	W212/212	0.57	0.57	0.54	0.54	0.04	6.47
R1/213	LKD	W1/213	0.74	0.74	0.73	0.73	0.01	1.49
R2/213	BEDROOM	W2/213	0.95	0.95	0.93	0.93	0.02	2.01
R3/213	BEDROOM	W3/213	0.93	0.93	0.91	0.91	0.02	2.27
R4/213	BEDROOM	W4/213	0.90	0.90	0.88	0.88	0.02	2.65
R5/213	BEDROOM	W5/213	0.89	0.89	0.86	0.86	0.03	2.92
R6/213	BEDROOM	W6/213	1.06	1.06	1.03	1.03	0.03	3.10
R7/213	BEDROOM	W7/213	1.04	1.04	0.99	0.99	0.05	4.82
R8/213	BEDROOM	W8/213	0.85	0.85	0.80	0.80	0.04	5.19
R9/213	BEDROOM	W9/213	0.84	0.84	0.80	0.80	0.05	5.36
R10/213	BEDROOM	W10/213	0.82	0.82	0.78	0.78	0.05	5.60
R11/213	BEDROOM	W11/213	0.81	0.81	0.76	0.76	0.05	5.94
R12/213	LKD	W12/213	0.61	0.61	0.57	0.57	0.04	6.74
R1/214	LKD	W1/214	0.80	0.80	0.79	0.79	0.01	1.74
R2/214	BEDROOM	W2/214	1.04	1.04	1.01	1.01	0.02	2.22



DAYLIGHT ANALYSIS

EUSTON TOWER, LONDON
EXISTING VS PROPOSED 260923

DAYLIGHT								
Room	Room Use	Window	Existing		Proposed		Total Loss	%Loss
			ADF	Total	ADF	Total		
R3/214	BEDROOM	W3/214	1.01	1.01	0.99	0.99	0.02	2.27
R4/214	BEDROOM	W4/214	0.99	0.99	0.96	0.96	0.03	2.63
R5/214	BEDROOM	W5/214	0.97	0.97	0.94	0.94	0.03	3.09
R6/214	BEDROOM	W6/214	1.16	1.16	1.12	1.12	0.04	3.19
R7/214	BEDROOM	W7/214	1.11	1.11	1.06	1.06	0.06	4.94
R8/214	BEDROOM	W8/214	0.91	0.91	0.86	0.86	0.05	5.27
R9/214	BEDROOM	W9/214	0.90	0.90	0.85	0.85	0.05	5.43
R10/214	BEDROOM	W10/214	0.88	0.88	0.83	0.83	0.05	5.79
R11/214	BEDROOM	W11/214	0.87	0.87	0.82	0.82	0.05	6.21
R12/214	LKD	W12/214	0.65	0.65	0.61	0.61	0.04	6.76
R1/215	LKD	W1/215	0.85	0.85	0.84	0.84	0.02	1.76
R2/215	BEDROOM	W2/215	1.10	1.10	1.08	1.08	0.03	2.36
R3/215	BEDROOM	W3/215	1.08	1.08	1.05	1.05	0.03	2.41
R4/215	BEDROOM	W4/215	1.05	1.05	1.02	1.02	0.03	2.86
R5/215	BEDROOM	W5/215	1.03	1.03	1.00	1.00	0.03	3.20
R6/215	BEDROOM	W6/215	1.23	1.23	1.19	1.19	0.04	3.34
R7/215	BEDROOM	W7/215	1.18	1.18	1.12	1.12	0.06	5.09
R8/215	BEDROOM	W8/215	0.97	0.97	0.91	0.91	0.05	5.39
R9/215	BEDROOM	W9/215	0.96	0.96	0.90	0.90	0.05	5.45
R10/215	BEDROOM	W10/215	0.93	0.93	0.88	0.88	0.05	5.79
R11/215	BEDROOM	W11/215	0.92	0.92	0.86	0.86	0.06	6.41



DAYLIGHT ANALYSIS

EUSTON TOWER, LONDON
EXISTING VS PROPOSED 260923

DAYLIGHT								
Room	Room Use	Window	Existing		Proposed		Total Loss	%Loss
			ADF	Total	ADF	Total		
R12/215	LKD	W12/215	0.69	0.69	0.64	0.64	0.05	6.84
R1/216	LKD	W1/216	0.91	0.91	0.89	0.89	0.02	1.76
R2/216	BEDROOM	W2/216	1.13	1.13	1.10	1.10	0.03	2.57
R3/216	BEDROOM	W3/216	1.10	1.10	1.07	1.07	0.03	2.63
R4/216	BEDROOM	W4/216	1.08	1.08	1.05	1.05	0.03	2.88
R5/216	BEDROOM	W5/216	1.05	1.05	1.01	1.01	0.04	3.34
R6/216	BEDROOM	W6/216	1.30	1.30	1.26	1.26	0.05	3.54
R7/216	BEDROOM	W7/216	1.25	1.25	1.19	1.19	0.06	5.11
R8/216	BEDROOM	W8/216	0.98	0.98	0.93	0.93	0.05	5.49
R9/216	BEDROOM	W9/216	0.97	0.97	0.92	0.92	0.06	5.66
R10/216	BEDROOM	W10/216	0.94	0.94	0.89	0.89	0.06	5.93
R11/216	BEDROOM	W11/216	0.94	0.94	0.87	0.87	0.06	6.74
R12/216	LKD	W12/216	0.73	0.73	0.68	0.68	0.05	6.73
R1/217	KD	W1/217	1.16	1.16	1.12	1.12	0.04	3.11
R2/217	BEDROOM	W2/217	0.81	0.81	0.78	0.78	0.03	3.60
R3/217	BEDROOM	W3/217	0.78	0.78	0.74	0.74	0.04	4.87
R4/217	BEDROOM	W4/217	0.88	0.88	0.82	0.82	0.05	6.16
R5/217	BEDROOM	W5/217	0.77	0.77	0.71	0.71	0.06	8.30
R6/217	BEDROOM	W6/217	0.66	0.66	0.60	0.60	0.06	8.98
R7/217	BEDROOM	W7/217	0.71	0.71	0.64	0.64	0.07	9.46
R8/217	KD	W8/217	0.88	0.88	0.79	0.79	0.10	10.77



DAYLIGHT ANALYSIS

EUSTON TOWER, LONDON
EXISTING VS PROPOSED 260923

DAYLIGHT

Room	Room Use	Window	Existing		Proposed		Total Loss	%Loss
			ADF	Total	ADF	Total		
R1/40	LIVINGROOM	W1/40	0.19		0.18			
R1/40	LIVINGROOM	W2/40	0.19		0.18			
R1/40	LIVINGROOM	W3/40	0.19	0.56	0.18	0.54	0.02	3.23
R2/40	BEDROOM	W4/40	0.23		0.22			
R2/40	BEDROOM	W5/40	0.23		0.22			
R2/40	BEDROOM	W6/40	0.23	0.69	0.22	0.67	0.02	3.48
R1/41	BEDROOM	W1/41	0.37		0.36			
R1/41	BEDROOM	W2/41	0.37		0.36			
R1/41	BEDROOM	W3/41	0.37	1.11	0.35	1.06	0.05	4.14
R2/41	LIVINGROOM	W4/41	0.29		0.28			
R2/41	LIVINGROOM	W5/41	0.28		0.28			
R2/41	LIVINGROOM	W6/41	0.28	0.85	0.28	0.83	0.02	2.70
R3/41	LIVINGROOM	W7/41	0.30		0.30			
R3/41	LIVINGROOM	W8/41	0.31		0.30			
R3/41	LIVINGROOM	W9/41	0.30	0.91	0.29	0.89	0.02	2.53
R1/42	BEDROOM	W1/42	0.39		0.37			
R1/42	BEDROOM	W2/42	0.40		0.37			
R1/42	BEDROOM	W3/42	0.39	1.17	0.37	1.12	0.06	4.78
R2/42	LIVINGROOM	W4/42	0.30		0.29			
R2/42	LIVINGROOM	W5/42	0.30		0.29			
R2/42	LIVINGROOM	W6/42	0.30	0.90	0.29	0.87	0.03	3.11
R3/42	LIVINGROOM	W7/42	0.32		0.31			
R3/42	LIVINGROOM	W8/42	0.32		0.31			
R3/42	LIVINGROOM	W9/42	0.32	0.96	0.31	0.94	0.02	2.49
R1/43	BEDROOM	W1/43	0.41		0.39			
R1/43	BEDROOM	W2/43	0.42		0.39			
R1/43	BEDROOM	W3/43	0.41	1.24	0.39	1.18	0.07	5.31
R2/43	LIVINGROOM	W4/43	0.32		0.31			
R2/43	LIVINGROOM	W5/43	0.32		0.31			
R2/43	LIVINGROOM	W6/43	0.32	0.95	0.31	0.92	0.03	3.05



DAYLIGHT ANALYSIS

EUSTON TOWER, LONDON
EXISTING VS PROPOSED 260923

DAYLIGHT									
Room	Room Use	Window	Existing		Proposed		Total Loss	%Loss	
			ADF	Total	ADF	Total			
R3/43	LIVINGROOM	W7/43	0.34		0.33				
R3/43	LIVINGROOM	W8/43	0.34		0.33				
R3/43	LIVINGROOM	W9/43	0.34	1.02	0.33	0.99	0.03	2.74	
R1/44	BEDROOM	W1/44	0.44		0.41				
R1/44	BEDROOM	W2/44	0.44		0.41				
R1/44	BEDROOM	W3/44	0.43	1.31	0.41	1.24	0.07	5.56	
R2/44	LIVINGROOM	W4/44	0.34		0.33				
R2/44	LIVINGROOM	W5/44	0.33		0.33				
R2/44	LIVINGROOM	W6/44	0.33	1.00	0.32	0.97	0.03	2.99	
R3/44	LIVINGROOM	W7/44	0.36		0.35				
R3/44	LIVINGROOM	W8/44	0.36		0.35				
R3/44	LIVINGROOM	W9/44	0.36	1.08	0.35	1.05	0.03	2.59	
R1/45	BEDROOM	W1/45	0.43		0.41				
R1/45	BEDROOM	W2/45	0.44		0.41				
R1/45	BEDROOM	W3/45	0.43	1.30	0.41	1.23	0.07	5.37	
R2/45	LIVINGROOM	W4/45	0.34		0.33				
R2/45	LIVINGROOM	W5/45	0.33		0.33				
R2/45	LIVINGROOM	W6/45	0.33	1.00	0.32	0.97	0.03	2.89	
R3/45	LIVINGROOM	W7/45	0.36		0.35				
R3/45	LIVINGROOM	W8/45	0.36		0.35				
R3/45	LIVINGROOM	W9/45	0.36	1.08	0.35	1.05	0.03	2.50	

175 Drummond Street

R1/51	BEDROOM	W1/51	0.44	0.44	0.37	0.37	0.07	15.40
R2/51	BEDROOM	W2/51	0.51	0.51	0.41	0.41	0.10	19.69
R1/52	BEDROOM	W1/52	0.48	0.48	0.41	0.41	0.07	14.29
R2/52	BEDROOM	W2/52	0.56	0.56	0.46	0.46	0.10	18.57
R1/53	BEDROOM	W1/53	0.54	0.54	0.47	0.47	0.07	12.99
R2/53	BEDROOM	W2/53	0.62	0.62	0.51	0.51	0.11	17.23



DAYLIGHT ANALYSIS

EUSTON TOWER, LONDON
EXISTING VS PROPOSED 260923

DAYLIGHT

Room	Room Use	Window	Existing		Proposed		Total Loss	%Loss
			ADF	Total	ADF	Total		
R1/54	BEDROOM	W1/54	0.61	0.61	0.54	0.54	0.07	11.53
R2/54	BEDROOM	W2/54	0.70	0.70	0.59	0.59	0.11	15.66
R1/55	BEDROOM	W1/55	0.69	0.69	0.62	0.62	0.07	10.26
R2/55	BEDROOM	W2/55	0.79	0.79	0.68	0.68	0.11	13.89
R1/56	BEDROOM	W1/56	0.80	0.80	0.73	0.73	0.07	8.75
R2/56	BEDROOM	W2/56	0.92	0.92	0.81	0.81	0.11	11.85
R1/57	BEDROOM	W1/57	0.94	0.94	0.87	0.87	0.07	7.37
R2/57	BEDROOM	W2/57	1.11	1.11	1.00	1.00	0.10	9.41

Triton Building

R1/1103	BEDROOM	W1/1103	0.00	0.00	0.00	0.00	0.00	-
R2/1103	LKD	W2/1103	0.00		0.00			
R2/1103	LKD	W3/1103	0.00		0.00			
R2/1103	LKD	W4/1103	0.00	0.00	0.00	0.00	0.00	100.00
R3/1103	BEDROOM	W5/1103	0.00	0.00	0.00	0.00	0.00	-
R4/1103	BEDROOM	W6/1103	1.66	1.66	1.37	1.37	0.29	17.50
R5/1103	LKD	W7/1103	0.75	0.75	0.67	0.67	0.08	10.81
R6/1103	BEDROOM	W8/1103	0.10	0.10	0.10	0.10	0.00	0.00
R7/1103	LKD	W9/1103	0.00		0.00			
R7/1103	LKD	W10/1103	0.00		0.00			
R7/1103	LKD	W11/1103	0.02	0.02	0.02	0.02	0.00	0.00
R8/1103	BEDROOM	W12/1103	0.24	0.24	0.24	0.24	0.00	0.00
R1/1104	BEDROOM	W1/1104	0.00	0.00	0.00	0.00	0.00	-
R2/1104	LKD	W2/1104	0.00		0.00			



DAYLIGHT ANALYSIS

EUSTON TOWER, LONDON
EXISTING VS PROPOSED 260923

DAYLIGHT								
Room	Room Use	Window	Existing		Proposed		Total Loss	%Loss
			ADF	Total	ADF	Total		
R2/1104	LKD	W3/1104	0.00		0.00			
R2/1104	LKD	W4/1104	0.06	0.06	0.05	0.05	0.02	25.40
R3/1104	BEDROOM	W5/1104	0.13	0.13	0.10	0.10	0.03	20.77
R4/1104	BEDROOM	W6/1104	1.79	1.79	1.47	1.47	0.32	18.01
R5/1104	LKD	W7/1104	0.82	0.82	0.73	0.73	0.09	10.91
R6/1104	BEDROOM	W8/1104	0.20	0.20	0.18	0.18	0.02	7.69
R7/1104	LKD	W9/1104	0.07		0.06			
R7/1104	LKD	W10/1104	0.00		0.00			
R7/1104	LKD	W11/1104	0.09	0.16	0.09	0.15	0.01	7.45
R8/1104	BEDROOM	W12/1104	0.41	0.41	0.41	0.41	0.00	0.00
R1/1105	BEDROOM	W1/1105	0.12	0.12	0.12	0.12	0.00	0.00
R2/1105	LKD	W2/1105	0.03		0.03			
R2/1105	LKD	W3/1105	0.06		0.06			
R2/1105	LKD	W4/1105	0.11	0.20	0.08	0.18	0.02	11.00
R3/1105	BEDROOM	W5/1105	0.22	0.22	0.18	0.18	0.04	18.35
R4/1105	BEDROOM	W6/1105	1.93	1.93	1.57	1.57	0.36	18.69
R5/1105	LKD	W7/1105	0.89	0.89	0.79	0.79	0.10	11.01
R6/1105	BEDROOM	W8/1105	0.27	0.27	0.24	0.24	0.02	8.99
R7/1105	LKD	W9/1105	0.11		0.09			
R7/1105	LKD	W10/1105	0.06		0.06			
R7/1105	LKD	W11/1105	0.07	0.23	0.07	0.22	0.02	7.69
R8/1105	BEDROOM	W12/1105	0.59	0.59	0.59	0.59	0.00	0.00
R1/1106	BEDROOM	W1/1106	0.25	0.25	0.25	0.25	0.00	0.00
R2/1106	LKD	W2/1106	0.24		0.24			
R2/1106	LKD	W3/1106	0.21		0.21			
R2/1106	LKD	W4/1106	0.15	0.60	0.12	0.57	0.03	4.35



DAYLIGHT ANALYSIS

EUSTON TOWER, LONDON
EXISTING VS PROPOSED 260923

DAYLIGHT

Room	Room Use	Window	Existing		Proposed		Total Loss	%Loss
			ADF	Total	ADF	Total		
R3/1106	BEDROOM	W5/1106	0.30	0.30	0.25	0.25	0.05	16.17
R4/1106	BEDROOM	W6/1106	2.09	2.09	1.69	1.69	0.40	19.16
R5/1106	LKD	W7/1106	0.96	0.96	0.85	0.85	0.11	11.24
R6/1106	BEDROOM	W8/1106	0.33	0.33	0.30	0.30	0.04	10.54
R7/1106	LKD	W9/1106	0.14		0.12			
R7/1106	LKD	W10/1106	0.00		0.00			
R7/1106	LKD	W11/1106	0.11	0.25	0.11	0.23	0.02	8.84
R8/1106	BEDROOM	W12/1106	0.56	0.56	0.56	0.56	0.00	0.00
R1/1107	BEDROOM	W1/1107	0.50	0.50	0.50	0.50	0.00	0.00
R2/1107	LKD	W2/1107	0.38		0.38			
R2/1107	LKD	W3/1107	0.37		0.37			
R2/1107	LKD	W4/1107	0.29	1.04	0.26	1.01	0.03	2.69
R3/1107	BEDROOM	W5/1107	0.55	0.55	0.49	0.49	0.06	10.36
R4/1107	BEDROOM	W6/1107	2.25	2.25	1.81	1.81	0.44	19.51
R5/1107	LKD	W7/1107	1.03	1.03	0.91	0.91	0.12	11.63
R6/1107	BEDROOM	W8/1107	0.74	0.74	0.69	0.69	0.05	6.38
R7/1107	LKD	W9/1107	0.19		0.16			
R7/1107	LKD	W10/1107	0.06		0.06			
R7/1107	LKD	W11/1107	0.08	0.32	0.08	0.30	0.03	8.39
R8/1107	BEDROOM	W12/1107	0.61	0.61	0.61	0.61	0.00	0.00
R1/1108	BEDROOM	W1/1108	0.66		0.66			
R1/1108	BEDROOM	W2/1108	0.59	1.25	0.59	1.25	0.00	0.00
R2/1108	LKD	W3/1108	0.38		0.38			
R2/1108	LKD	W4/1108	0.34		0.34			
R2/1108	LKD	W5/1108	0.40		0.36			
R2/1108	LKD	W6/1108	0.37	1.50	0.33	1.41	0.09	6.00



DAYLIGHT ANALYSIS

EUSTON TOWER, LONDON
EXISTING VS PROPOSED 260923

DAYLIGHT

Room	Room Use	Window	Existing		Proposed		Total Loss	%Loss
			ADF	Total	ADF	Total		
R3/1108	BEDROOM	W7/1108	1.46	1.46	1.17	1.17	0.29	19.74
R4/1108	BEDROOM	W8/1108	1.62	1.62	1.42	1.42	0.20	12.21
R5/1108	LKD	W9/1108	0.38		0.33			
R5/1108	LKD	W10/1108	0.30		0.24			
R5/1108	LKD	W11/1108	0.00		0.00			
R5/1108	LKD	W12/1108	0.08	0.76	0.08	0.66	0.10	13.34
R6/1108	BEDROOM	W13/1108	0.15		0.15			
R6/1108	BEDROOM	W14/1108	0.40	0.54	0.40	0.54	0.00	0.00
R1/1109	BEDROOM	W1/1109	0.80		0.80			
R1/1109	BEDROOM	W2/1109	0.69	1.49	0.69	1.49	0.00	0.00
R2/1109	LKD	W3/1109	0.44		0.44			
R2/1109	LKD	W4/1109	0.40		0.40			
R2/1109	LKD	W5/1109	0.56		0.50			
R2/1109	LKD	W6/1109	0.51	1.91	0.44	1.79	0.12	6.24
R3/1109	BEDROOM	W7/1109	1.57	1.57	1.26	1.26	0.31	19.64
R4/1109	BEDROOM	W8/1109	1.71	1.71	1.50	1.50	0.22	12.68
R5/1109	LKD	W9/1109	0.47		0.40			
R5/1109	LKD	W10/1109	0.40		0.32			
R5/1109	LKD	W11/1109	0.04		0.04			
R5/1109	LKD	W12/1109	0.08	0.99	0.08	0.85	0.14	14.33
R6/1109	BEDROOM	W13/1109	0.20		0.20			
R6/1109	BEDROOM	W14/1109	0.43	0.63	0.43	0.63	0.00	0.00
R1/1110	BEDROOM	W1/1110	0.83		0.83			
R1/1110	BEDROOM	W2/1110	0.72	1.55	0.72	1.55	0.00	0.00
R2/1110	LKD	W3/1110	0.46		0.46			
R2/1110	LKD	W4/1110	0.41		0.41			
R2/1110	LKD	W5/1110	0.62		0.54			
R2/1110	LKD	W6/1110	0.57	2.06	0.49	1.91	0.16	7.61
R3/1110	BEDROOM	W7/1110	1.66	1.66	1.33	1.33	0.33	19.72



DAYLIGHT ANALYSIS

EUSTON TOWER, LONDON
EXISTING VS PROPOSED 260923

DAYLIGHT

Room	Room Use	Window	Existing		Proposed		Total Loss	%Loss
			ADF	Total	ADF	Total		
R4/1110	BEDROOM	W8/1110	1.78	1.78	1.55	1.55	0.24	13.20
R5/1110	LKD	W9/1110	0.53		0.45			
R5/1110	LKD	W10/1110	0.46		0.37			
R5/1110	LKD	W11/1110	0.12		0.12			
R5/1110	LKD	W12/1110	0.13	1.25	0.13	1.07	0.18	14.30
R6/1110	BEDROOM	W13/1110	0.27		0.27			
R6/1110	BEDROOM	W14/1110	0.43	0.70	0.43	0.70	0.00	0.00
R1/1111	BEDROOM	W1/1111	0.82		0.82			
R1/1111	BEDROOM	W2/1111	0.70	1.52	0.70	1.52	0.00	0.00
R2/1111	LKD	W3/1111	0.45		0.45			
R2/1111	LKD	W4/1111	0.41		0.41			
R2/1111	LKD	W5/1111	0.63		0.55			
R2/1111	LKD	W6/1111	0.60	2.09	0.51	1.93	0.17	8.07
R3/1111	BEDROOM	W7/1111	1.71	1.71	1.37	1.37	0.33	19.47
R4/1111	BEDROOM	W8/1111	1.81	1.81	1.57	1.57	0.24	13.44
R5/1111	LKD	W9/1111	0.56		0.47			
R5/1111	LKD	W10/1111	0.50		0.39			
R5/1111	LKD	W11/1111	0.20		0.20			
R5/1111	LKD	W12/1111	0.24	1.50	0.24	1.30	0.20	13.60
R6/1111	BEDROOM	W13/1111	0.40		0.40			
R6/1111	BEDROOM	W14/1111	0.54	0.94	0.54	0.94	0.00	0.00
R1/1112	BEDROOM	W1/1112	0.83		0.83			
R1/1112	BEDROOM	W2/1112	0.73	1.56	0.73	1.56	0.00	0.00
R2/1112	LKD	W3/1112	0.46		0.46			
R2/1112	LKD	W4/1112	0.42		0.42			
R2/1112	LKD	W5/1112	0.65		0.57			
R2/1112	LKD	W6/1112	0.62	2.15	0.53	1.97	0.18	8.23
R3/1112	BEDROOM	W7/1112	1.75	1.75	1.41	1.41	0.33	19.07
R4/1112	BEDROOM	W8/1112	1.84	1.84	1.59	1.59	0.25	13.53



DAYLIGHT ANALYSIS

EUSTON TOWER, LONDON
EXISTING VS PROPOSED 260923

DAYLIGHT								
Room	Room Use	Window	Existing		Proposed		Total Loss	%Loss
			ADF	Total	ADF	Total		
R5/1112	LKD	W9/1112	0.60		0.49			
R5/1112	LKD	W10/1112	0.55		0.43			
R5/1112	LKD	W11/1112	0.24		0.24			
R5/1112	LKD	W12/1112	0.27	1.65	0.27	1.43	0.22	13.45
R6/1112	BEDROOM	W13/1112	0.45		0.45			
R6/1112	BEDROOM	W14/1112	0.57	1.01	0.57	1.01	0.00	0.00
R1/1113	BEDROOM	W1/1113	0.85		0.85			
R1/1113	BEDROOM	W2/1113	0.72	1.57	0.72	1.57	0.00	0.00
R2/1113	LKD	W3/1113	0.44		0.44			
R2/1113	LKD	W4/1113	0.40		0.40			
R2/1113	LKD	W5/1113	0.64		0.56			
R2/1113	LKD	W6/1113	0.62	2.10	0.53	1.92	0.18	8.44
R3/1113	BEDROOM	W7/1113	2.29	2.29	1.86	1.86	0.43	18.69
R4/1113	BEDROOM	W8/1113	2.15	2.15	1.86	1.86	0.29	13.54
R5/1113	BEDROOM	W9/1113	1.77	1.77	1.46	1.46	0.30	17.16
R6/1113	LKD	W10/1113	0.85		0.67			
R6/1113	LKD	W11/1113	0.40		0.40			
R6/1113	LKD	W12/1113	0.45		0.45			
R6/1113	LKD	W13/1113	0.39	2.09	0.39	1.90	0.18	8.82
R7/1113	BEDROOM	W14/1113	0.92	0.92	0.92	0.92	0.00	0.00
R1/1114	BEDROOM	W1/1114	0.86		0.86			
R1/1114	BEDROOM	W2/1114	0.75	1.61	0.75	1.61	0.00	0.00
R2/1114	LKD	W3/1114	0.45		0.45			
R2/1114	LKD	W4/1114	0.41		0.41			
R2/1114	LKD	W5/1114	0.64		0.56			
R2/1114	LKD	W6/1114	0.62	2.12	0.53	1.95	0.17	8.20
R3/1114	BEDROOM	W7/1114	2.32	2.32	1.90	1.90	0.42	18.06
R4/1114	BEDROOM	W8/1114	2.16	2.16	1.87	1.87	0.29	13.36



DAYLIGHT ANALYSIS

EUSTON TOWER, LONDON
EXISTING VS PROPOSED 260923

DAYLIGHT								
Room	Room Use	Window	Existing		Proposed		Total Loss	%Loss
			ADF	Total	ADF	Total		
R5/1114	BEDROOM	W9/1114	1.77	1.77	1.48	1.48	0.30	16.80
R6/1114	LKD	W10/1114	0.86		0.68			
R6/1114	LKD	W11/1114	0.41		0.41			
R6/1114	LKD	W12/1114	0.45		0.45			
R6/1114	LKD	W13/1114	0.39	2.11	0.39	1.93	0.18	8.48
R7/1114	BEDROOM	W14/1114	0.94	0.94	0.94	0.94	0.00	0.00
R1/1115	BEDROOM	W1/1115	0.85		0.85			
R1/1115	BEDROOM	W2/1115	0.72	1.57	0.72	1.57	0.00	0.00
R2/1115	LKD	W3/1115	0.44		0.44			
R2/1115	LKD	W4/1115	0.40		0.40			
R2/1115	LKD	W5/1115	0.65		0.56			
R2/1115	LKD	W6/1115	0.63	2.11	0.54	1.94	0.17	8.23
R3/1115	BEDROOM	W7/1115	2.34	2.34	1.93	1.93	0.41	17.49
R4/1115	BEDROOM	W8/1115	2.18	2.18	1.89	1.89	0.29	13.09
R5/1115	BEDROOM	W9/1115	1.78	1.78	1.49	1.49	0.29	16.50
R6/1115	LKD	W10/1115	0.87		0.69			
R6/1115	LKD	W11/1115	0.46		0.46			
R6/1115	LKD	W12/1115	0.50		0.50			
R6/1115	LKD	W13/1115	0.44	2.28	0.44	2.10	0.18	7.73
R7/1115	BEDROOM	W14/1115	1.01	1.01	1.01	1.01	0.00	0.00
R1/1116	BEDROOM	W1/1116	0.86		0.86			
R1/1116	BEDROOM	W2/1116	0.75	1.61	0.75	1.61	0.00	0.00
R2/1116	LKD	W3/1116	0.45		0.45			
R2/1116	LKD	W4/1116	0.41		0.41			
R2/1116	LKD	W5/1116	0.65		0.57			
R2/1116	LKD	W6/1116	0.63	2.14	0.54	1.97	0.17	7.91
R3/1116	BEDROOM	W7/1116	2.37	2.37	1.97	1.97	0.40	16.94
R4/1116	BEDROOM	W8/1116	2.19	2.19	1.91	1.91	0.28	12.85



DAYLIGHT ANALYSIS

EUSTON TOWER, LONDON
EXISTING VS PROPOSED 260923

DAYLIGHT								
Room	Room Use	Window	Existing		Proposed		Total Loss	%Loss
			ADF	Total	ADF	Total		
R5/1116	BEDROOM	W9/1116	1.79	1.79	1.50	1.50	0.29	16.19
R6/1116	LKD	W10/1116	0.88		0.70			
R6/1116	LKD	W11/1116	0.48		0.48			
R6/1116	LKD	W12/1116	0.52		0.52			
R6/1116	LKD	W13/1116	0.44	2.32	0.44	2.15	0.17	7.41
R7/1116	BEDROOM	W14/1116	1.05	1.05	1.05	1.05	0.00	0.00
R1/1117	BEDROOM	W1/1117	0.85		0.85			
R1/1117	BEDROOM	W2/1117	0.73	1.58	0.73	1.58	0.00	0.00
R2/1117	LKD	W3/1117	0.44		0.44			
R2/1117	LKD	W4/1117	0.41		0.41			
R2/1117	LKD	W5/1117	0.65		0.57			
R2/1117	LKD	W6/1117	0.64	2.14	0.55	1.97	0.17	7.82
R3/1117	BEDROOM	W7/1117	2.40	2.40	2.01	2.01	0.39	16.35
R4/1117	BEDROOM	W8/1117	2.21	2.21	1.93	1.93	0.28	12.61
R5/1117	BEDROOM	W9/1117	1.80	1.80	1.52	1.52	0.29	15.82
R6/1117	LKD	W10/1117	0.89		0.72			
R6/1117	LKD	W11/1117	0.53		0.53			
R6/1117	LKD	W12/1117	0.57		0.57			
R6/1117	LKD	W13/1117	0.50	2.48	0.50	2.32	0.17	6.80
R7/1117	BEDROOM	W14/1117	1.12	1.12	1.12	1.12	0.00	0.00
R1/1118	BEDROOM	W1/1118	0.87		0.87			
R1/1118	BEDROOM	W2/1118	0.75	1.62	0.75	1.62	0.00	0.00
R2/1118	LKD	W3/1118	0.46		0.46			
R2/1118	LKD	W4/1118	0.41		0.41			
R2/1118	LKD	W5/1118	0.66		0.58			
R2/1118	LKD	W6/1118	0.65	2.17	0.57	2.01	0.16	7.47
R3/1118	BEDROOM	W7/1118	2.44	2.44	2.06	2.06	0.38	15.73
R4/1118	BEDROOM	W8/1118	2.23	2.23	1.96	1.96	0.28	12.40



DAYLIGHT ANALYSIS

EUSTON TOWER, LONDON
EXISTING VS PROPOSED 260923

DAYLIGHT

Room	Room Use	Window	Existing		Proposed		Total Loss	%Loss
			ADF	Total	ADF	Total		
R5/1118	BEDROOM	W9/1118	1.81	1.81	1.53	1.53	0.28	15.49
R6/1118	LKD	W10/1118	0.89		0.73			
R6/1118	LKD	W11/1118	0.56		0.56			
R6/1118	LKD	W12/1118	0.59		0.59			
R6/1118	LKD	W13/1118	0.51	2.54	0.51	2.38	0.16	6.45
R7/1118	BEDROOM	W14/1118	1.16	1.16	1.16	1.16	0.00	0.00
R1/1119	LKD	W1/1119	0.33		0.33			
R1/1119	LKD	W2/1119	0.28		0.28			
R1/1119	LKD	W3/1119	0.35		0.35			
R1/1119	LKD	W4/1119	0.32		0.32			
R1/1119	LKD	W5/1119	0.52		0.46			
R1/1119	LKD	W6/1119	0.52	2.31	0.46	2.19	0.12	5.33
R2/1119	BEDROOM	W7/1119	2.68	2.68	2.27	2.27	0.40	15.03
R3/1119	BEDROOM	W8/1119	2.53	2.53	2.22	2.22	0.31	12.24
R4/1119	BEDROOM	W9/1119	1.03		0.88			
R4/1119	BEDROOM	W10/1119	1.02		0.86			
R4/1119	BEDROOM	W11/1119	0.65		0.65			
R4/1119	BEDROOM	W12/1119	0.69	3.38	0.69	3.07	0.32	9.34
R5/1119	BEDROOM	W13/1119	0.85		0.85			
R5/1119	BEDROOM	W14/1119	0.97	1.82	0.97	1.82	0.00	0.00
R1/1120	LKD	W1/1120	0.33		0.33			
R1/1120	LKD	W2/1120	0.29		0.29			
R1/1120	LKD	W3/1120	0.35		0.35			
R1/1120	LKD	W4/1120	0.32		0.32			
R1/1120	LKD	W5/1120	0.53		0.47			
R1/1120	LKD	W6/1120	0.53	2.34	0.47	2.22	0.12	5.12
R2/1120	BEDROOM	W7/1120	2.72	2.72	2.33	2.33	0.39	14.42
R3/1120	BEDROOM	W8/1120	2.56	2.56	2.26	2.26	0.30	11.86
R4/1120	BEDROOM	W9/1120	1.05		0.91			
R4/1120	BEDROOM	W10/1120	1.05		0.89			
R4/1120	BEDROOM	W11/1120	0.68		0.68			



DAYLIGHT ANALYSIS

EUSTON TOWER, LONDON
EXISTING VS PROPOSED 260923

DAYLIGHT

Room	Room Use	Window	Existing		Proposed		Total Loss	%Loss
			ADF	Total	ADF	Total		
R4/1120	BEDROOM	W12/1120	0.70	3.47	0.70	3.17	0.30	8.75
R5/1120	BEDROOM	W13/1120	0.86		0.86			
R5/1120	BEDROOM	W14/1120	0.99	1.85	0.99	1.85	0.00	0.00
R1/1121	LKD	W1/1121	0.34		0.34			
R1/1121	LKD	W2/1121	0.29		0.29			
R1/1121	LKD	W3/1121	0.36		0.36			
R1/1121	LKD	W4/1121	0.33		0.33			
R1/1121	LKD	W5/1121	0.55		0.49			
R1/1121	LKD	W6/1121	0.56	2.43	0.50	2.31	0.12	5.02
R2/1121	BEDROOM	W7/1121	2.78	2.78	2.40	2.40	0.38	13.69
R3/1121	BEDROOM	W8/1121	2.61	2.61	2.31	2.31	0.30	11.46
R4/1121	BEDROOM	W9/1121	1.13		0.98			
R4/1121	BEDROOM	W10/1121	1.14		0.98			
R4/1121	BEDROOM	W11/1121	0.72		0.72			
R4/1121	BEDROOM	W12/1121	0.76	3.75	0.76	3.44	0.30	8.09
R5/1121	BEDROOM	W13/1121	0.94		0.94			
R5/1121	BEDROOM	W14/1121	1.05	1.99	1.05	1.99	0.00	0.00
R1/1122	LIVINGROOM	W1/1122	0.29		0.29			
R1/1122	LIVINGROOM	W2/1122	0.25		0.25			
R1/1122	LIVINGROOM	W3/1122	0.31		0.31			
R1/1122	LIVINGROOM	W4/1122	0.28		0.28			
R1/1122	LIVINGROOM	W5/1122	0.53		0.48			
R1/1122	LIVINGROOM	W6/1122	0.55	2.22	0.49	2.10	0.12	5.32
R2/1122	LIVINGROOM	W7/1122	1.52		1.32			
R2/1122	LIVINGROOM	W8/1122	1.51	3.04	1.35	2.67	0.36	11.99
R3/1122	DINING	W9/1122	0.89		0.78			
R3/1122	DINING	W10/1122	0.87		0.74			
R3/1122	DINING	W11/1122	0.50		0.50			
R3/1122	DINING	W12/1122	0.51	2.77	0.51	2.54	0.23	8.41
R4/1122	KITCHEN	W13/1122	0.69		0.69			
R4/1122	KITCHEN	W14/1122	0.79	1.48	0.79	1.48	0.00	0.00



DAYLIGHT ANALYSIS

EUSTON TOWER, LONDON
EXISTING VS PROPOSED 260923

DAYLIGHT

Room	Room Use	Window	Existing		Proposed		Total Loss	%Loss
			ADF	Total	ADF	Total		
R1/1123	BEDROOM	W1/1123	1.14		1.14			
R1/1123	BEDROOM	W2/1123	1.01	2.16	1.01	2.16	0.00	0.00
R2/1123	BEDROOM	W3/1123	0.45		0.45			
R2/1123	BEDROOM	W4/1123	0.42		0.42			
R2/1123	BEDROOM	W5/1123	0.68		0.61			
R2/1123	BEDROOM	W6/1123	0.68	2.23	0.61	2.08	0.14	6.38
R3/1123	BEDROOM	W7/1123	1.71		1.51			
R3/1123	BEDROOM	W8/1123	1.70	3.40	1.53	3.03	0.37	10.93
R4/1123	BEDROOM	W9/1123	1.07		0.94			
R4/1123	BEDROOM	W10/1123	1.08		0.94			
R4/1123	BEDROOM	W11/1123	0.68		0.68			
R4/1123	BEDROOM	W12/1123	0.72	3.55	0.72	3.28	0.27	7.58
R5/1123	BEDROOM	W13/1123	1.02		1.02			
R5/1123	BEDROOM	W14/1123	1.15	2.17	1.15	2.17	0.00	0.00
R1/1124	LIVINGROOM	W1/1124	0.32		0.32			
R1/1124	LIVINGROOM	W2/1124	0.31		0.31			
R1/1124	LIVINGROOM	W3/1124	0.37		0.37			
R1/1124	LIVINGROOM	W4/1124	0.34		0.34			
R1/1124	LIVINGROOM	W5/1124	1.21		1.10			
R1/1124	LIVINGROOM	W6/1124	1.22	3.77	1.11	3.56	0.22	5.78
R2/1124	LIVINGROOM	W7/1124	1.99		1.78			
R2/1124	LIVINGROOM	W8/1124	1.90	3.89	1.69	3.47	0.42	10.78
R3/1124	DINING	W9/1124	1.81		1.64			
R3/1124	DINING	W10/1124	1.82		1.64			
R3/1124	DINING	W11/1124	0.61		0.61			
R3/1124	DINING	W12/1124	0.62	4.86	0.62	4.50	0.36	7.37
R4/1124	KITCHEN	W13/1124	1.00		1.00			
R4/1124	KITCHEN	W14/1124	1.09	2.09	1.09	2.09	0.00	0.00

40-60 Hampstead Road

R1/241	ASSUMED	W1/241	0.15	0.15	0.12	0.12	0.03	21.43
R2/241	ASSUMED	W2/241	0.00	0.00	0.00	0.00	0.00	0.00



DAYLIGHT ANALYSIS

EUSTON TOWER, LONDON
EXISTING VS PROPOSED 260923

DAYLIGHT								
Room	Room Use	Window	Existing		Proposed		Total Loss	%Loss
			ADF	Total	ADF	Total		
R3/241	ASSUMED	W3/241	0.00	0.00	0.00	0.00	0.00	-
R4/241	ASSUMED	W4/241	0.00	0.00	0.00	0.00	0.00	-
R5/241	ASSUMED	W5/241	0.36	0.36	0.36	0.36	0.00	0.00
R7/241	ASSUMED	W17/241	0.29	0.29	0.29	0.29	0.00	1.37
R8/241	ASSUMED	W16/241	0.32	0.32	0.32	0.32	0.00	0.63
R9/241	ASSUMED	W15/241	0.28	0.28	0.27	0.27	0.00	1.08
R10/241	ASSUMED	W14/241	0.23	0.23	0.22	0.22	0.01	2.18
R11/241	ASSUMED	W13/241	0.29	0.29	0.29	0.29	0.00	1.37
R12/241	ASSUMED	W12/241	0.26	0.26	0.26	0.26	0.00	1.52
R13/241	ASSUMED	W11/241	0.23	0.23	0.22	0.22	0.01	5.56
R14/241	ASSUMED	W10/241	0.28	0.28	0.28	0.28	0.00	1.43
R15/241	ASSUMED	W9/241	0.24	0.24	0.24	0.24	0.00	1.65
R16/241	ASSUMED	W6/241	0.22	0.22	0.21	0.21	0.01	3.17
R17/241	ASSUMED	W8/241	0.28	0.28	0.27	0.27	0.01	2.55
R18/241	ASSUMED	W7/241	0.25	0.25	0.25	0.25	0.01	2.36
R1/242	ASSUMED	W1/242	0.12	0.12	0.09	0.09	0.03	21.74
R2/242	ASSUMED	W2/242	0.01	0.01	0.01	0.01	0.00	0.00
R3/242	ASSUMED	W3/242	0.00	0.00	0.00	0.00	0.00	-
R4/242	ASSUMED	W4/242	0.00	0.00	0.00	0.00	0.00	-
R5/242	ASSUMED	W5/242	0.41	0.41	0.41	0.41	0.00	0.00
R6/242	ASSUMED	W18/242	0.06	0.06	0.03	0.03	0.02	40.00



DAYLIGHT ANALYSIS

EUSTON TOWER, LONDON
EXISTING VS PROPOSED 260923

DAYLIGHT								
Room	Room Use	Window	Existing		Proposed		Total Loss	%Loss
			ADF	Total	ADF	Total		
R8/242	ASSUMED	W14/242	0.00	0.00	0.00	0.00	0.00	-
R9/242	ASSUMED	W13/242	0.00	0.00	0.00	0.00	0.00	-
R11/242	ASSUMED	W17/242	0.02	0.02	0.00	0.00	0.02	100.00
R12/242	ASSUMED	W16/242	0.03	0.03	0.00	0.00	0.03	87.10
R14/242	ASSUMED	W11/242	0.00	0.00	0.00	0.00	0.00	-
R15/242	ASSUMED	W12/242	0.01	0.01	0.01	0.01	0.00	0.00
R17/242	ASSUMED	W15/242	0.00	0.00	0.00	0.00	0.00	-
R1/243	ASSUMED	W1/243	0.42	0.42	0.39	0.39	0.03	7.13
R2/243	ASSUMED	W2/243	0.01	0.01	0.01	0.01	0.00	14.29
R3/243	ASSUMED	W3/243	0.00	0.00	0.00	0.00	0.00	-
R4/243	ASSUMED	W4/243	0.00	0.00	0.00	0.00	0.00	-
R5/243	ASSUMED	W5/243	0.54	0.54	0.54	0.54	0.00	0.00
R6/243	ASSUMED	W13/243	0.30	0.30	0.28	0.28	0.02	5.41
R9/243	ASSUMED	W11/243	0.37	0.37	0.35	0.35	0.01	3.55
R10/243	ASSUMED	W12/243	0.40	0.40	0.39	0.39	0.01	1.77
R13/243	ASSUMED	W10/243	0.39	0.39	0.39	0.39	0.01	1.28
R1/244	ASSUMED	W1/244	0.54	0.54	0.49	0.49	0.05	8.35
R2/244	ASSUMED	W2/244	0.03	0.03	0.02	0.02	0.01	29.63
R3/244	ASSUMED	W3/244	0.00	0.00	0.00	0.00	0.00	-
R4/244	ASSUMED	W4/244	0.00	0.00	0.00	0.00	0.00	-
R5/244	ASSUMED	W5/244	0.75	0.75	0.75	0.75	0.00	0.00



DAYLIGHT ANALYSIS

EUSTON TOWER, LONDON
EXISTING VS PROPOSED 260923

DAYLIGHT								
Room	Room Use	Window	Existing		Proposed		Total Loss	%Loss
			ADF	Total	ADF	Total		
R7/244	ASSUMED	W13/244	0.69	0.69	0.66	0.66	0.03	4.20
R9/244	ASSUMED	W12/244	0.59	0.59	0.57	0.57	0.02	3.41
R10/244	ASSUMED	W11/244	0.63	0.63	0.61	0.61	0.02	3.65
R13/244	ASSUMED	W10/244	0.65	0.65	0.63	0.63	0.02	2.47
R1/245	ASSUMED	W1/245	0.28	0.28	0.26	0.26	0.03	8.83
R2/245	ASSUMED	W2/245	0.17	0.17	0.15	0.15	0.02	9.70
R3/245	ASSUMED	W3/245	0.51	0.51	0.48	0.48	0.03	5.65
R4/245	ASSUMED	W4/245	0.00	0.00	0.00	0.00	0.00	-
R5/245	ASSUMED	W5/245	0.81	0.81	0.81	0.81	0.00	0.00
R6/245	ASSMUED	W6/245	0.95		0.91			
R6/245	ASSMUED	W7/245	0.28	1.23	0.28	1.19	0.04	3.33
R1/246	ASSUMED	W1/246	0.22		0.22			
R1/246	ASSUMED	W2/246	0.67	0.88	0.62	0.84	0.05	5.22
R2/246	ASSUMED	W3/246	0.46	0.46	0.42	0.42	0.04	9.05
R3/246	ASSUMED	W4/246	0.60	0.60	0.56	0.56	0.04	6.37
R4/246	ASSUMED	W5/246	0.00	0.00	0.00	0.00	0.00	-
R5/246	ASSUMED	W6/246	0.89	0.89	0.89	0.89	0.00	0.00
R1/247	ASSUMED	W1/247	0.17	0.17	0.16	0.16	0.01	5.36

1-6 Tolmers Square

R1/10	SSUMED_LIVINGROOI	W1/10	0.31		0.30			
R1/10	SSUMED_LIVINGROOI	W2/10	0.01		0.01			
R1/10	SSUMED_LIVINGROOI	W3/10	0.31		0.30			
R1/10	SSUMED_LIVINGROOI	W4/10	0.02	0.65	0.02	0.63	0.02	3.23



DAYLIGHT ANALYSIS

EUSTON TOWER, LONDON
EXISTING VS PROPOSED 260923

DAYLIGHT

Room	Room Use	Window	Existing		Proposed		Total Loss	%Loss
			ADF	Total	ADF	Total		
R2/10	SSUMED_LIVINGROOI	W5/10	0.35		0.34			
R2/10	SSUMED_LIVINGROOI	W6/10	0.02		0.02			
R2/10	SSUMED_LIVINGROOI	W7/10	0.35		0.34			
R2/10	SSUMED_LIVINGROOI	W8/10	0.01	0.73	0.01	0.72	0.02	2.59
R3/10	SSUMED_LIVINGROOI	W9/10	0.36		0.35			
R3/10	SSUMED_LIVINGROOI	W10/10	0.01		0.01			
R3/10	SSUMED_LIVINGROOI	W11/10	0.36		0.35			
R3/10	SSUMED_LIVINGROOI	W12/10	0.02	0.75	0.02	0.73	0.02	2.80
R4/10	ASSUMED	W13/10	0.95	0.95	0.93	0.93	0.02	2.43
R5/10	SSUMED_LIVINGROOI	W14/10	0.37		0.36			
R5/10	SSUMED_LIVINGROOI	W15/10	0.01		0.01			
R5/10	SSUMED_LIVINGROOI	W16/10	0.37		0.36			
R5/10	SSUMED_LIVINGROOI	W17/10	0.03	0.77	0.02	0.75	0.02	2.48
R6/10	SSUMED_LIVINGROOI	W18/10	1.40	1.40	1.37	1.37	0.02	1.72
R7/10	SSUMED_LIVINGROOI	W19/10	1.38	1.38	1.35	1.35	0.03	2.25
R8/10	SSUMED_LIVINGROOI	W20/10	1.03	1.03	1.01	1.01	0.03	2.51
R9/10	ASSUMED	W21/10	0.75	0.75	0.73	0.73	0.02	2.41
R10/10	ASSUMED	W22/10	0.74	0.74	0.72	0.72	0.02	2.43
R1/11	ASSUMED_BEDROOM	W1/11	0.89	0.89	0.86	0.86	0.02	2.71
R2/11	ASSUMED_BEDROOM	W2/11	0.96	0.96	0.94	0.94	0.02	2.40
R3/11	ASSUMED_BEDROOM	W3/11	1.02	1.02	0.99	0.99	0.03	3.05
R4/11	ASSUMED_BEDROOM	W4/11	0.97	0.97	0.94	0.94	0.02	2.38
R5/11	ASSUMED_BEDROOM	W5/11	0.98	0.98	0.95	0.95	0.03	2.66
R6/11	ASSUMED_BEDROOM	W6/11	1.04	1.04	1.01	1.01	0.03	2.50
R7/11	ASSUMED_BEDROOM	W7/11	1.05	1.05	1.02	1.02	0.03	2.96
R8/11	ASSUMED_BEDROOM	W8/11	0.55		0.53			



DAYLIGHT ANALYSIS

EUSTON TOWER, LONDON
EXISTING VS PROPOSED 260923

DAYLIGHT								
Room	Room Use	Window	Existing		Proposed		Total Loss	%Loss
			ADF	Total	ADF	Total		
R8/11	ASSUMED_BEDROOM	W9/11	0.80	1.34	0.78	1.31	0.03	2.46
R9/11	ASSUMED_BEDROOM	W10/11	0.95	0.95	0.92	0.92	0.02	2.43
R10/11	ASSUMED_BEDROOM	W11/11	1.10	1.10	1.07	1.07	0.03	2.82
R11/11	ASSUMED	W12/11	0.86	0.86	0.84	0.84	0.02	2.44
R12/11	ASSUMED_BEDROOM	W13/11	0.94	0.94	0.92	0.92	0.03	2.97
R13/11	ASSUMED_BEDROOM	W14/11	0.94	0.94	0.92	0.92	0.02	1.93
R14/11	ASSUMED_BEDROOM	W15/11	0.93	0.93	0.91	0.91	0.02	2.36
R15/11	ASSUMED_BEDROOM	W16/11	0.93	0.93	0.90	0.90	0.03	2.91
R16/11	ASSUMED_BEDROOM	W17/11	0.91	0.91	0.88	0.88	0.03	3.29
R17/11	ASSUMED_BEDROOM	W18/11	0.69	0.69	0.67	0.67	0.02	2.63
R18/11	ASSUMED_BEDROOM	W19/11	0.47	0.47	0.46	0.46	0.01	2.54
R19/11	ASSUMED_BEDROOM	W20/11	1.13	1.13	1.10	1.10	0.03	2.31
R20/11	ASSUMED_BEDROOM	W21/11	1.15	1.15	1.12	1.12	0.03	2.53
R21/11	ASSUMED_BEDROOM	W22/11	0.51	0.51	0.50	0.50	0.01	2.54
R1/12	RECEPTION	W1/12	0.15		0.15			
R1/12	RECEPTION	W2/12	0.86		0.86			
R1/12	RECEPTION	W3/12	0.13		0.13			
R1/12	RECEPTION	W4/12	0.86		0.84			
R1/12	RECEPTION	W5/12	0.12		0.12			
R1/12	RECEPTION	W6/12	0.04	2.15	0.03	2.12	0.03	1.58
R2/12	RECEPTION	W7/12	0.03		0.02			
R2/12	RECEPTION	W8/12	0.03		0.03			
R2/12	RECEPTION	W9/12	0.74	0.79	0.71	0.76	0.03	3.79
R3/12	RECEPTION	W10/12	0.75		0.72			
R3/12	RECEPTION	W11/12	0.12		0.12			
R3/12	RECEPTION	W12/12	0.04	0.90	0.03	0.87	0.03	3.44



DAYLIGHT ANALYSIS

EUSTON TOWER, LONDON
EXISTING VS PROPOSED 260923

DAYLIGHT

Room	Room Use	Window	Existing		Proposed		Total Loss	%Loss
			ADF	Total	ADF	Total		
R4/12	RECEPTION	W13/12	0.04		0.04			
R4/12	RECEPTION	W14/12	0.05		0.05			
R4/12	RECEPTION	W15/12	0.76	0.86	0.74	0.83	0.03	3.62
R5/12	RECEPTION	W16/12	0.82		0.79			
R5/12	RECEPTION	W17/12	0.12		0.12			
R5/12	RECEPTION	W18/12	0.04	0.98	0.03	0.94	0.03	3.38
R6/12	ASSUMED	W19/12	0.65	0.65	0.62	0.62	0.03	4.01
R7/12	RECEPTION	W20/12	0.00		0.00			
R7/12	RECEPTION	W21/12	0.12		0.12			
R7/12	RECEPTION	W22/12	0.69	0.81	0.67	0.79	0.02	1.98
R8/12	RECEPTION	W23/12	0.69		0.67			
R8/12	RECEPTION	W24/12	0.16		0.16			
R8/12	RECEPTION	W25/12	0.01	0.86	0.01	0.84	0.02	2.21
R9/12	RECEPTION	W26/12	0.01		0.01			
R9/12	RECEPTION	W27/12	0.11		0.11			
R9/12	RECEPTION	W28/12	0.53	0.65	0.51	0.63	0.02	2.78
R10/12	RECEPTION	W29/12	0.11		0.10			
R10/12	RECEPTION	W30/12	0.04	0.15	0.04	0.14	0.01	4.05
R11/12	RECEPTION	W31/12	0.04		0.04			
R11/12	RECEPTION	W32/12	0.13	0.17	0.13	0.17	0.00	0.00
R1/13	BEDROOM	W1/13	0.63	0.63	0.61	0.61	0.02	2.55
R2/13	BEDROOM	W2/13	0.92	0.92	0.90	0.90	0.02	2.07
R3/13	BEDROOM	W3/13	0.93	0.93	0.91	0.91	0.03	2.79
R4/13	BEDROOM	W4/13	0.71	0.71	0.69	0.69	0.02	2.55
R5/13	BEDROOM	W5/13	0.71	0.71	0.69	0.69	0.02	2.67
R6/13	BEDROOM	W6/13	0.95	0.95	0.92	0.92	0.02	2.22
R7/13	BEDROOM	W7/13	0.95	0.95	0.93	0.93	0.03	2.63



DAYLIGHT ANALYSIS

EUSTON TOWER, LONDON
EXISTING VS PROPOSED 260923

DAYLIGHT								
Room	Room Use	Window	Existing		Proposed		Total Loss	%Loss
			ADF	Total	ADF	Total		
R8/13	BEDROOM	W8/13	0.68	0.68	0.66	0.66	0.02	2.37
R9/13	BEDROOM	W9/13	0.72	0.72	0.71	0.71	0.02	2.49
R10/13	BEDROOM	W10/13	0.89	0.89	0.87	0.87	0.02	2.58
R11/13	ASSUMED	W11/13	0.63	0.63	0.61	0.61	0.02	3.16
R12/13	BEDROOM	W12/13	1.14	1.14	1.11	1.11	0.03	2.55
R13/13	BEDROOM	W13/13	0.68	0.68	0.67	0.67	0.01	1.91
R14/13	BEDROOM	W14/13	0.73	0.73	0.72	0.72	0.02	2.32
R15/13	BEDROOM	W15/13	0.90	0.90	0.88	0.88	0.02	2.44
R16/13	BEDROOM	W16/13	1.15	1.15	1.12	1.12	0.03	2.62
R17/13	BEDROOM	W17/13	0.69	0.69	0.67	0.67	0.02	2.47
R18/13	ASSUMED_BEDROOM	W18/13	0.95	0.95	0.93	0.93	0.02	1.90
R19/13	ASSUMED_BEDROOM	W19/13	1.01	1.01	0.98	0.98	0.02	2.09

183 NORTH GOWER STREET

R1/740		W1/740	1.77	1.77	1.75	1.75	0.03	1.63
R2/740		W2/740	0.66	0.66	0.66	0.66	0.00	0.00
R3/740		W4/740	1.08	1.08	1.08	1.08	0.00	0.00
R4/740		W3/740	0.43	0.43	0.43	0.43	0.00	0.00
R1/741		W1/741	1.18	1.18	1.16	1.16	0.02	1.86
R2/741		W2/741	0.78	0.78	0.78	0.78	0.00	0.00
R3/741		W4/741	1.23	1.23	1.23	1.23	0.00	0.00
R4/741		W3/741	0.44	0.44	0.44	0.44	0.00	0.00



DAYLIGHT ANALYSIS

EUSTON TOWER, LONDON
EXISTING VS PROPOSED 260923

DAYLIGHT

Room	Room Use	Window	Existing		Proposed		Total Loss	%Loss
			ADF	Total	ADF	Total		
R1/742		W1/742	1.24	1.24	1.21	1.21	0.02	1.94
R2/742		W2/742	0.95	0.95	0.95	0.95	0.00	0.00
R3/742		W4/742	1.42	1.42	1.42	1.42	0.00	0.00
R4/742		W3/742	0.46	0.46	0.46	0.46	0.00	0.00
R1/743		W1/743	1.33	1.33	1.31	1.31	0.02	1.80
R4/743		W2/743	0.48	0.48	0.48	0.48	0.00	0.00
R1/794		W1/794	1.22	1.22	1.22	1.22	0.00	0.00
R2/794		W2/794	1.89	1.89	1.85	1.85	0.04	2.17

Euston Square Hotel

R1/800	HOTEL_BEDROOM	W1/800	0.47		0.47				
R1/800	HOTEL_BEDROOM	W3/800	0.57		0.57				
R1/800	HOTEL_BEDROOM	W4/800	0.92	1.96	0.92	1.96	0.00	0.00	
R2/800	HOTEL_BEDROOM	W5/800	0.87	0.87	0.87	0.87	0.00	0.00	
R1/801	HOTEL_BEDROOM	W1/801	0.39		0.39				
R1/801	HOTEL_BEDROOM	W2/801	0.45		0.45				
R1/801	HOTEL_BEDROOM	W3/801	0.73	1.57	0.73	1.57	0.00	0.00	
R2/801	HOTEL_BEDROOM	W4/801	0.76		0.76				
R2/801	HOTEL_BEDROOM	W5/801	0.51	1.27	0.51	1.27	0.00	0.00	
R3/801	HOTEL_BEDROOM	W6/801	0.53		0.53				
R3/801	HOTEL_BEDROOM	W7/801	0.83	1.36	0.83	1.36	0.00	0.07	
R4/801	HOTEL_BEDROOM	W8/801	1.07	1.07	1.06	1.06	0.01	0.56	
R5/801	HOTEL_BEDROOM	W9/801	0.54		0.54				
R5/801	HOTEL_BEDROOM	W10/801	0.79		0.79				
R5/801	HOTEL_BEDROOM	W11/801	0.48	1.81	0.48	1.80	0.01	0.61	
R1/802	HOTEL_BEDROOM	W1/802	0.50	0.50	0.50	0.50	0.00	0.00	



DAYLIGHT ANALYSIS

EUSTON TOWER, LONDON
EXISTING VS PROPOSED 260923

DAYLIGHT

Room	Room Use	Window	Existing		Proposed		Total Loss	%Loss
			ADF	Total	ADF	Total		
R2/802	HOTEL_BEDROOM	W5/802	0.77		0.77			
R2/802	HOTEL_BEDROOM	W6/802	0.52	1.29	0.52	1.29	0.00	0.00
R3/802	HOTEL_BEDROOM	W7/802	0.54		0.53			
R3/802	HOTEL_BEDROOM	W8/802	0.83	1.37	0.83	1.36	0.01	0.58
R4/802	HOTEL_BEDROOM	W9/802	1.06	1.06	1.06	1.06	0.01	0.66
R5/802	HOTEL_BEDROOM	W2/802	0.49	0.49	0.49	0.49	0.00	0.00
R1/803	HOTEL_BEDROOM	W1/803	0.62		0.62			
R1/803	HOTEL_BEDROOM	W2/803	0.58		0.58			
R1/803	HOTEL_BEDROOM	W3/803	0.84	2.04	0.84	2.04	0.00	0.00
R2/803	HOTEL_BEDROOM	W4/803	0.76		0.75			
R2/803	HOTEL_BEDROOM	W5/803	0.49	1.25	0.49	1.24	0.01	0.56
R3/803	HOTEL_BEDROOM	W6/803	0.51		0.50			
R3/803	HOTEL_BEDROOM	W7/803	0.79	1.30	0.78	1.29	0.01	0.77
R4/803	HOTEL_BEDROOM	W8/803	0.96	0.96	0.95	0.95	0.01	0.94
R5/803	HOTEL_BEDROOM	W9/803	0.48		0.47			
R5/803	HOTEL_BEDROOM	W10/803	0.70		0.69			
R5/803	HOTEL_BEDROOM	W11/803	0.43	1.60	0.43	1.59	0.01	0.75
R3/804	HOTEL_BEDROOM	W1/804	0.53		0.52			
R3/804	HOTEL_BEDROOM	W2/804	0.82	1.35	0.81	1.34	0.01	0.96
R4/804	HOTEL_BEDROOM	W3/804	0.99	0.99	0.99	0.99	0.01	0.91
R5/804	HOTEL_BEDROOM	W4/804	0.49		0.48			
R5/804	HOTEL_BEDROOM	W5/804	0.72		0.71			
R5/804	HOTEL_BEDROOM	W6/804	0.44	1.65	0.44	1.64	0.01	0.79

Warren Court, Euston Road

R1/201	STUDIO	W1/201	0.77		0.72			
R1/201	STUDIO	W19/201	0.00	0.77	0.00	0.73	0.04	5.48
R2/201	STUDIO	W2/201	0.95		0.89			



DAYLIGHT ANALYSIS

EUSTON TOWER, LONDON
EXISTING VS PROPOSED 260923

DAYLIGHT								
Room	Room Use	Window	Existing		Proposed		Total Loss	%Loss
			ADF	Total	ADF	Total		
R2/201	STUDIO	W3/201	0.20	1.15	0.19	1.08	0.07	6.01
R3/201	KITCHEN	W4/201	2.25	2.25	2.11	2.11	0.13	5.96
R5/201	BEDROOM	W7/201	0.58		0.54			
R5/201	BEDROOM	W8/201	0.58	1.15	0.54	1.08	0.08	6.59
R6/201	LKD	W9/201	0.82		0.77			
R6/201	LKD	W10/201	0.88	1.70	0.88	1.65	0.05	2.95
R7/201	BEDROOM	W11/201	1.23		1.19			
R7/201	BEDROOM	W12/201	1.42	2.65	1.38	2.57	0.08	3.17
R8/201	BEDROOM	W13/201	1.64		1.61			
R8/201	BEDROOM	W14/201	1.70	3.34	1.69	3.30	0.04	1.14
R11/201	KITCHEN	W18/201	0.00	0.00	0.00	0.00	0.00	-
R1/202	KD	W1/202	1.14	1.14	1.08	1.08	0.06	5.61
R2/202	STUDIO	W2/202	0.98		0.92			
R2/202	STUDIO	W3/202	0.21	1.19	0.19	1.12	0.08	6.37
R3/202	KITCHEN	W4/202	2.32	2.32	2.18	2.18	0.14	5.99
R6/202	KITCHEN	W8/202	1.06	1.06	0.99	0.99	0.07	6.54
R7/202	STUDIO	W9/202	0.79		0.74			
R7/202	STUDIO	W10/202	0.51	1.31	0.51	1.26	0.05	3.83
R8/202	RECEPTION	W11/202	0.89		0.86			
R8/202	RECEPTION	W12/202	1.02		0.99			
R8/202	RECEPTION	W13/202	1.10	3.01	1.08	2.93	0.08	2.69
R11/202	KITCHEN	W17/202	0.00	0.00	0.00	0.00	0.00	-
R1/203	RECEPTION	W1/203	1.52	1.52	1.43	1.43	0.09	5.81
R2/203	STUDIO	W2/203	1.04		0.97			
R2/203	STUDIO	W3/203	0.22	1.26	0.20	1.18	0.08	6.59
R3/203	KITCHEN	W4/203	2.41	2.41	2.26	2.26	0.15	6.02



DAYLIGHT ANALYSIS

EUSTON TOWER, LONDON
EXISTING VS PROPOSED 260923

DAYLIGHT								
Room	Room Use	Window	Existing		Proposed		Total Loss	%Loss
			ADF	Total	ADF	Total		
R6/203	KITCHEN	W8/203	1.09	1.09	1.02	1.02	0.07	6.50
R7/203	STUDIO	W9/203	0.85		0.80			
R7/203	STUDIO	W10/203	0.84	1.69	0.84	1.64	0.06	3.25
R10/203	KITCHEN	W14/203	0.43	0.43	0.43	0.43	0.00	0.00
R11/203	BEDROOM	W15/203	0.63	0.63	0.63	0.63	0.00	0.00
R1/204	RECEPTION	W1/204	1.49	1.49	1.40	1.40	0.09	5.78
R2/204	STUDIO	W2/204	1.02		0.96			
R2/204	STUDIO	W3/204	0.22	1.24	0.20	1.16	0.08	6.46
R3/204	KITCHEN	W4/204	2.51	2.51	2.36	2.36	0.15	6.13
R6/204	KITCHEN	W8/204	1.14	1.14	1.06	1.06	0.08	6.67
R7/204	STUDIO	W9/204	0.85		0.79			
R7/204	STUDIO	W10/204	0.97	1.82	0.97	1.76	0.06	3.03
R10/204	KITCHEN	W14/204	0.84	0.84	0.80	0.80	0.04	4.31
R11/204	BEDROOM	W15/204	1.04	1.04	1.01	1.01	0.03	2.71
R1/205	RECEPTION	W1/205	1.54	1.54	1.45	1.45	0.09	5.91
R2/205	STUDIO	W2/205	1.06		0.99			
R2/205	STUDIO	W3/205	0.23	1.28	0.21	1.20	0.09	6.63
R3/205	KITCHEN	W4/205	2.60	2.60	2.43	2.43	0.16	6.31
R6/205	KITCHEN	W8/205	1.18	1.18	1.10	1.10	0.08	6.81
R7/205	STUDIO	W9/205	0.87		0.81			
R7/205	STUDIO	W10/205	1.00	1.87	1.00	1.81	0.06	2.99
R10/205	KITCHEN	W14/205	1.28	1.28	1.21	1.21	0.07	5.09
R11/205	BEDROOM	W15/205	1.42	1.42	1.36	1.36	0.06	4.10



DAYLIGHT ANALYSIS

EUSTON TOWER, LONDON
EXISTING VS PROPOSED 260923

DAYLIGHT

Room	Room Use	Window	Existing		Proposed		Total Loss	%Loss
			ADF	Total	ADF	Total		

R2/206	BEDROOM	W2/206	0.27		0.25			
R2/206	BEDROOM	W3/206	0.93	1.20	0.93	1.18	0.01	1.17

301-305 Euston Road & 69-70 Warren Street

R5/483	SSUMED_HALF_DEPT	W7/483	0.99	0.99	0.94	0.94	0.05	4.84
R1/484	ASSUMED	W1/484	0.31	0.31	0.29	0.29	0.02	6.21

Lizmans House, 321 Euston Road

R1/431	ASSUMED	W1/431	1.73	1.73	1.67	1.67	0.05	3.13
R2/431	LD	W2/431	1.60	1.60	1.54	1.54	0.05	3.32
R3/431	BEDROOM	W3/431	1.44	1.44	1.38	1.38	0.06	4.23
R4/431	BEDROOM	W4/431	1.15	1.15	1.10	1.10	0.05	4.28
R5/431	ASSUMED	W5/431	0.92	0.92	0.88	0.88	0.04	4.26
R6/431	ASSUMED	W6/431	1.83	1.83	1.76	1.76	0.07	3.89
R7/431	ASSUMED	W7/431	0.36	0.36	0.34	0.34	0.02	6.37
R1/432	ASSUMED	W1/432	1.79	1.79	1.73	1.73	0.05	2.97
R2/432	LD	W2/432	1.65	1.65	1.60	1.60	0.05	3.16
R3/432	BEDROOM	W3/432	1.50	1.50	1.44	1.44	0.06	4.08
R4/432	BEDROOM	W4/432	1.19	1.19	1.14	1.14	0.05	4.05
R5/432	ASSUMED	W5/432	0.95	0.95	0.91	0.91	0.04	4.01
R6/432	ASSUMED	W6/432	1.87	1.87	1.80	1.80	0.07	3.69
R7/432	ASSUMED	W7/432	0.39	0.39	0.37	0.37	0.02	5.58
R1/433	ASSUMED	W1/433	1.89	1.89	1.84	1.84	0.05	2.80
R2/433	LD	W2/433	1.74	1.74	1.69	1.69	0.05	2.99



DAYLIGHT ANALYSIS

EUSTON TOWER, LONDON
EXISTING VS PROPOSED 260923

DAYLIGHT								
Room	Room Use	Window	Existing		Proposed		Total Loss	%Loss
			ADF	Total	ADF	Total		
R3/433	BEDROOM	W3/433	1.55	1.55	1.49	1.49	0.06	3.93
R4/433	BEDROOM	W4/433	1.23	1.23	1.18	1.18	0.05	3.91
R5/433	ASSUMED	W5/433	0.98	0.98	0.94	0.94	0.04	3.87
R6/433	ASSUMED	W6/433	1.96	1.96	1.89	1.89	0.07	3.62
R7/433	ASSUMED	W7/433	0.44	0.44	0.41	0.41	0.02	5.28
R1/434	ASSUMED	W1/434	1.98	1.98	1.92	1.92	0.05	2.68
R2/434	ASSUMED	W2/434	1.97	1.97	1.92	1.92	0.06	2.89
R3/434	ASSUMED	W3/434	1.00	1.00	0.96	0.96	0.04	3.82
R4/434	ASSUMED	W4/434	1.24	1.24	1.19	1.19	0.05	3.79
R5/434	ASSUMED	W5/434	1.01	1.01	0.98	0.98	0.04	3.75
R6/434	ASSUMED	W6/434	2.03	2.03	1.96	1.96	0.07	3.44
R7/434	ASSUMED	W7/434	0.52	0.52	0.50	0.50	0.02	3.85
R1/435	ASSUMED	W1/435	2.06	2.06	2.01	2.01	0.05	2.53
R2/435	LD	W2/435	1.61	1.61	1.57	1.57	0.04	2.73
R3/435	BEDROOM	W3/435	1.36	1.36	1.31	1.31	0.05	3.67
R4/435	BEDROOM	W4/435	2.28	2.28	2.19	2.19	0.08	3.69
R5/435	BEDROOM	W5/435	1.01	1.01	0.97	0.97	0.04	3.66
R6/435	ASSUMED	W6/435	2.10	2.10	2.03	2.03	0.07	3.38
R7/435	ASSUMED	W7/435	0.60	0.60	0.58	0.58	0.02	3.00
R1/436	ASSUMED	W1/436	2.45	2.45	2.39	2.39	0.06	2.53
R2/436	ASSUMED	W2/436	2.41	2.41	2.34	2.34	0.07	2.82



DAYLIGHT ANALYSIS

EUSTON TOWER, LONDON
EXISTING VS PROPOSED 260923

DAYLIGHT

Room	Room Use	Window	Existing		Proposed		Total Loss	%Loss
			ADF	Total	ADF	Total		
R3/436	ASSUMED	W3/436	1.03	1.03	1.00	1.00	0.04	3.58
R4/436	ASSUMED	W4/436	1.29	1.29	1.24	1.24	0.05	3.57
R5/436	ASSUMED	W5/436	1.05	1.05	1.01	1.01	0.04	3.62
R6/436	ASSUMED	W6/436	2.46	2.46	2.37	2.37	0.09	3.54
R7/436	ASSUMED	W7/436	2.04	2.04	1.95	1.95	0.09	4.61
56 Warren Street (Assumed windows)								
R2/631	KITCHEN	W2/631	1.12	1.12	1.10	1.10	0.01	1.08
R2/632	KITCHEN	W2/632	0.90	0.90	0.89	0.89	0.01	1.33
R2/633	KITCHEN	W2/633	0.52	0.52	0.51	0.51	0.01	0.97
57 Warren Street (Assumed windows)								
R1/621	BEDROOM	W1/621	0.55		0.55			
R1/621	BEDROOM	W2/621	0.57	1.12	0.57	1.12	0.00	0.27
R1/622	LIVINGROOM	W1/622	0.40		0.40			
R1/622	LIVINGROOM	W2/622	0.41	0.81	0.40	0.80	0.01	0.99
R1/623	BEDROOM	W2/623	0.52	0.52	0.51	0.51	0.01	1.16
R2/623	BEDROOM	W1/623	0.43	0.43	0.42	0.42	0.00	0.47
58 Warren Street (Assumed windows)								
R1/611	ASSUMED_BEDROOM	W1/611	0.42		0.42			
R1/611	ASSUMED_BEDROOM	W2/611	0.45	0.87	0.45	0.87	0.00	0.00
R1/612	SSUMED_LIVINGROOI	W1/612	0.35		0.35			
R1/612	SSUMED_LIVINGROOI	W2/612	0.38	0.74	0.38	0.73	0.01	0.82
R1/613	ASSUMED_BEDROOM	W2/613	0.50	0.50	0.50	0.50	0.00	0.20
R2/613	ASSUMED_BEDROOM	W1/613	0.37	0.37	0.37	0.37	0.00	0.54



DAYLIGHT ANALYSIS

EUSTON TOWER, LONDON
EXISTING VS PROPOSED 260923

DAYLIGHT

Room	Room Use	Window	Existing		Proposed		Total Loss	%Loss
			ADF	Total	ADF	Total		

59 Warren Street

R1/161	STUDIO	W1/161	0.40		0.40			
R1/161	STUDIO	W2/161	0.49	0.90	0.49	0.90	0.00	0.00
R1/162	LIVINGROOM	W1/162	0.33		0.33			
R1/162	LIVINGROOM	W2/162	0.41	0.74	0.40	0.73	0.01	1.08
R1/163	BEDROOM	W1/163	0.40	0.40	0.39	0.39	0.01	2.00
R2/163	BEDROOM	W2/163	0.58	0.58	0.57	0.57	0.01	1.73
R1/164	ASSUMED	W1/164	2.62		2.59			
R1/164	ASSUMED	W2/164	0.76	3.38	0.75	3.34	0.04	1.12

60-61 Warren Street

R1/151	BEDROOM	W1/151	0.44		0.44			
R1/151	BEDROOM	W2/151	0.43	0.86	0.43	0.86	0.00	0.00
R2/151	BEDROOM	W3/151	0.51	0.51	0.51	0.51	0.00	0.00
R3/151	KITCHEN	W4/151	0.74	0.74	0.74	0.74	0.00	0.00
R1/152	BEDROOM	W1/152	0.65	0.65	0.63	0.63	0.02	2.63
R2/152	BEDROOM	W2/152	0.68	0.68	0.66	0.66	0.02	2.67
R3/152	BEDROOM	W3/152	0.46	0.46	0.45	0.45	0.01	1.10
R4/152	KITCHEN	W4/152	0.69	0.69	0.69	0.69	0.00	0.00
R1/153	ASSUMED	W1/153	0.44	0.44	0.43	0.43	0.02	3.38
R2/153	ASSUMED	W2/153	0.47	0.47	0.46	0.46	0.02	3.17
R3/153	ASSUMED	W3/153	0.33	0.33	0.32	0.32	0.01	3.06
R4/153	ASSUMED	W4/153	0.47	0.47	0.46	0.46	0.01	2.35
R1/154	ASSUMED	W1/154	0.30		0.29			



DAYLIGHT ANALYSIS

EUSTON TOWER, LONDON
EXISTING VS PROPOSED 260923

DAYLIGHT

Room	Room Use	Window	Existing		Proposed		Total Loss	%Loss
			ADF	Total	ADF	Total		

R1/154	ASSUMED	W2/154	0.28		0.27			
R1/154	ASSUMED	W3/154	0.53	1.11	0.52	1.08	0.03	2.71

62 Warren Street

R1/140	BEDROOM	W1/140	0.25		0.25			
R1/140	BEDROOM	W2/140	0.24		0.24			
R1/140	BEDROOM	W3/140	0.22	0.71	0.22	0.71	0.00	0.00
R1/141	LIVINGROOM	W1/141	0.51		0.51			
R1/141	LIVINGROOM	W2/141	0.48	0.99	0.48	0.98	0.00	0.20
R1/142	LIVINGROOM	W1/142	0.31		0.30			
R1/142	LIVINGROOM	W2/142	0.30	0.60	0.29	0.59	0.02	2.66
R1/143	BEDROOM	W1/143	0.39	0.39	0.37	0.37	0.01	3.64
R2/143	BEDROOM	W2/143	0.47	0.47	0.45	0.45	0.02	3.44
R1/144	ASSUMED	W1/144	1.96		1.94			
R1/144	ASSUMED	W2/144	0.20	2.16	0.20	2.13	0.03	1.25

63-68 Warren Street

R1/129	BEDROOM	W1/129	0.17	0.17	0.17	0.17	0.00	0.00
R2/129	BEDROOM	W2/129	0.16	0.16	0.16	0.16	0.00	0.00
R1/130	ASSUMED	W1/130	0.16		0.16			
R1/130	ASSUMED	W2/130	0.20	0.36	0.20	0.36	0.00	0.00
R2/130	ASSUMED	W3/130	0.22		0.22			
R2/130	ASSUMED	W4/130	0.24	0.45	0.24	0.45	0.00	0.00
R3/130	ASSUMED	W5/130	0.24		0.24			
R3/130	ASSUMED	W6/130	0.25	0.49	0.25	0.49	0.00	0.00
R4/130	ASSUMED	W7/130	0.26		0.26			
R4/130	ASSUMED	W8/130	0.26	0.51	0.26	0.51	0.00	0.00
R5/130	KD	W9/130	0.30		0.30			
R5/130	KD	W10/130	0.29	0.60	0.29	0.60	0.00	0.00



DAYLIGHT ANALYSIS

EUSTON TOWER, LONDON
EXISTING VS PROPOSED 260923

DAYLIGHT

Room	Room Use	Window	Existing		Proposed		Total Loss	%Loss
			ADF	Total	ADF	Total		
R6/130	KD	W11/130	0.29		0.29			
R6/130	KD	W12/130	0.27	0.56	0.27	0.56	0.00	0.00
R1/131	ASSUMED	W1/131	0.35		0.35			
R1/131	ASSUMED	W2/131	0.39	0.74	0.38	0.73	0.00	0.54
R2/131	ASSUMED	W3/131	0.40		0.40			
R2/131	ASSUMED	W4/131	0.42	0.82	0.42	0.82	0.00	0.00
R3/131	ASSUMED	W5/131	0.42		0.42			
R3/131	ASSUMED	W6/131	0.43	0.84	0.42	0.84	0.01	0.71
R4/131	ASSUMED	W7/131	0.43		0.43			
R4/131	ASSUMED	W8/131	0.44	0.87	0.43	0.85	0.02	1.84
R5/131	BEDROOM	W9/131	0.82	0.82	0.81	0.81	0.01	1.59
R7/131	BEDROOM	W11/131	0.79	0.79	0.78	0.78	0.01	1.65
R1/132	ASSUMED	W1/132	0.42		0.41			
R1/132	ASSUMED	W2/132	0.44	0.86	0.43	0.84	0.03	3.01
R2/132	ASSUMED	W3/132	0.43		0.43			
R2/132	ASSUMED	W4/132	0.44	0.87	0.44	0.87	0.01	0.80
R3/132	ASSUMED	W5/132	0.43		0.42			
R3/132	ASSUMED	W6/132	0.43	0.86	0.42	0.85	0.02	1.97
R4/132	ASSUMED	W7/132	0.44		0.42			
R4/132	ASSUMED	W8/132	0.44	0.87	0.43	0.85	0.03	2.97
R5/132	KD	W9/132	0.51		0.49			
R5/132	KD	W10/132	0.50		0.49			
R5/132	KD	W11/132	0.50	1.51	0.48	1.47	0.04	2.85
R6/132	KD	W12/132	0.49		0.48			
R6/132	KD	W13/132	0.48		0.47			
R6/132	KD	W14/132	0.48	1.45	0.47	1.41	0.04	2.83
R1/133	ASSUMED	W1/133	0.32		0.30			
R1/133	ASSUMED	W2/133	0.32	0.64	0.30	0.60	0.04	5.96



DAYLIGHT ANALYSIS

EUSTON TOWER, LONDON
EXISTING VS PROPOSED 260923

DAYLIGHT

Room	Room Use	Window	Existing		Proposed		Total Loss	%Loss
			ADF	Total	ADF	Total		
R2/133	ASSUMED	W3/133	0.30		0.29			
R2/133	ASSUMED	W4/133	0.30	0.60	0.29	0.58	0.02	2.68
R3/133	ASSUMED	W5/133	0.29		0.28			
R3/133	ASSUMED	W6/133	0.28	0.57	0.28	0.56	0.01	2.45
R4/133	ASSUMED	W7/133	0.29		0.28			
R4/133	ASSUMED	W8/133	0.29	0.58	0.28	0.56	0.02	3.45
R5/133	BEDROOM	W9/133	0.38		0.37			
R5/133	BEDROOM	W10/133	0.38		0.37			
R5/133	BEDROOM	W11/133	0.38	1.15	0.37	1.11	0.04	3.40
R6/133	BEDROOM	W12/133	0.37		0.36			
R6/133	BEDROOM	W13/133	0.37		0.35			
R6/133	BEDROOM	W14/133	0.36	1.10	0.35	1.06	0.04	3.54

71 Warren Street

R1/171	ASSUMED	W1/171	0.11	0.11	0.11	0.11	0.00	0.00
R1/172	ASSUMED	W1/172	0.29	0.29	0.28	0.28	0.02	6.46
R1/173	ASSUMED	W1/173	0.64	0.64	0.63	0.63	0.02	2.50

The Grafton Hotel, Tottenham Court Road

R1/1061		W1/1061	0.10		0.10			
R1/1061		W2/1061	0.04		0.04			
R1/1061		W3/1061	0.10		0.10			
R1/1061		W4/1061	0.04		0.04			
R1/1061		W5/1061	0.07		0.07			
R1/1061		W6/1061	0.06		0.06			
R1/1061		W7/1061	0.09		0.09			
R1/1061		W8/1061	0.08		0.08			
R1/1061		W9/1061	0.09		0.09			
R1/1061		W10/1061	0.08		0.08			
R1/1061		W11/1061	0.08		0.08			
R1/1061		W12/1061	0.07		0.07			
R1/1061		W13/1061	0.12		0.11			
R1/1061		W14/1061	0.08		0.08			



DAYLIGHT ANALYSIS

EUSTON TOWER, LONDON
EXISTING VS PROPOSED 260923

DAYLIGHT								
Room	Room Use	Window	Existing		Proposed		Total Loss	%Loss
			ADF	Total	ADF	Total		
R1/1061		W15/1061	0.12		0.11			
R1/1061		W16/1061	0.07		0.06			
R1/1061		W17/1061	0.11		0.11			
R1/1061		W18/1061	0.06		0.06			
R1/1061		W19/1061	0.11		0.11			
R1/1061		W20/1061	0.08		0.07			
R1/1061		W21/1061	0.11		0.11			
R1/1061		W22/1061	0.08	1.83	0.08	1.79	0.04	2.18
R2/1061		W23/1061	0.19		0.18			
R2/1061		W24/1061	0.14		0.13			
R2/1061		W25/1061	0.18		0.18			
R2/1061		W26/1061	0.14		0.13			
R2/1061		W27/1061	0.18		0.18			
R2/1061		W28/1061	0.13	0.96	0.13	0.92	0.03	3.46
R3/1061		W29/1061	0.20		0.19			
R3/1061		W30/1061	0.14		0.14			
R3/1061		W31/1061	0.19		0.19			
R3/1061		W32/1061	0.14		0.14			
R3/1061		W33/1061	0.18		0.17			
R3/1061		W34/1061	0.13		0.13			
R3/1061		W35/1061	0.17		0.17			
R3/1061		W36/1061	0.13	1.27	0.12	1.24	0.03	2.28
R4/1061		W37/1061	0.15		0.14			
R4/1061		W38/1061	0.11		0.11			
R4/1061		W39/1061	0.14		0.14			
R4/1061		W40/1061	0.11		0.10			
R4/1061		W41/1061	0.14		0.14			
R4/1061		W42/1061	0.10		0.10			
R4/1061		W43/1061	0.14		0.13			
R4/1061		W44/1061	0.10		0.10			
R4/1061		W45/1061	0.13		0.13			
R4/1061		W46/1061	0.10	1.21	0.09	1.18	0.03	2.65
R5/1061		W47/1061	0.16		0.16			
R5/1061		W48/1061	0.12		0.11			
R5/1061		W49/1061	0.16		0.15			
R5/1061		W50/1061	0.11		0.11			
R5/1061		W51/1061	0.16		0.15			
R5/1061		W52/1061	0.11		0.11			



DAYLIGHT ANALYSIS

EUSTON TOWER, LONDON
EXISTING VS PROPOSED 260923

DAYLIGHT								
Room	Room Use	Window	Existing		Proposed		Total Loss	%Loss
			ADF	Total	ADF	Total		
R5/1061		W53/1061	0.16		0.15			
R5/1061		W54/1061	0.12	1.10	0.11	1.06	0.04	3.28
R6/1061		W55/1061	0.17		0.17			
R6/1061		W56/1061	0.12		0.12			
R6/1061		W57/1061	0.17		0.17			
R6/1061		W58/1061	0.12		0.12			
R6/1061		W59/1061	0.17		0.17			
R6/1061		W60/1061	0.13		0.12			
R6/1061		W61/1061	0.18		0.17			
R6/1061		W62/1061	0.13	1.19	0.12	1.14	0.05	4.19
R9/1061		W71/1061	0.18		0.17			
R9/1061		W72/1061	0.13		0.12			
R9/1061		W73/1061	0.18		0.17			
R9/1061		W74/1061	0.13		0.12			
R9/1061		W75/1061	0.18		0.17			
R9/1061		W76/1061	0.13		0.12			
R9/1061		W77/1061	0.17		0.17			
R9/1061		W78/1061	0.13	1.21	0.12	1.15	0.06	4.87
R10/1061		W79/1061	0.38		0.36			
R10/1061		W80/1061	0.27		0.26			
R10/1061		W81/1061	0.38		0.36			
R10/1061		W82/1061	0.28	1.31	0.26	1.25	0.06	4.74
R11/1061		W83/1061	0.17		0.16			
R11/1061		W84/1061	0.12		0.12			
R11/1061		W85/1061	0.17		0.16			
R11/1061		W86/1061	0.13		0.12			
R11/1061		W87/1061	0.18		0.17			
R11/1061		W88/1061	0.13		0.12			
R11/1061		W89/1061	0.18		0.17			
R11/1061		W90/1061	0.13	1.21	0.12	1.14	0.07	5.46
R1/1062		W1/1062	0.10		0.10			
R1/1062		W2/1062	0.05		0.05			
R1/1062		W3/1062	0.09		0.09			
R1/1062		W4/1062	0.04		0.04			
R1/1062		W5/1062	0.09		0.09			
R1/1062		W6/1062	0.04		0.04			
R1/1062		W7/1062	0.11		0.11			



DAYLIGHT ANALYSIS

EUSTON TOWER, LONDON
EXISTING VS PROPOSED 260923

DAYLIGHT

Room	Room Use	Window	Existing		Proposed		Total Loss	%Loss
			ADF	Total	ADF	Total		
R1/1062		W8/1062	0.05		0.05			
R1/1062		W9/1062	0.10		0.10			
R1/1062		W10/1062	0.04		0.04			
R1/1062		W11/1062	0.08		0.08			
R1/1062		W12/1062	0.04		0.04			
R1/1062		W13/1062	0.09		0.09			
R1/1062		W14/1062	0.04		0.04			
R1/1062		W15/1062	0.10		0.10			
R1/1062		W16/1062	0.05		0.05			
R1/1062		W17/1062	0.10		0.10			
R1/1062		W18/1062	0.05		0.04			
R1/1062		W19/1062	0.11		0.11			
R1/1062		W20/1062	0.05		0.05			
R1/1062		W21/1062	0.10		0.10			
R1/1062		W22/1062	0.05		0.04			
R1/1062		W23/1062	0.10		0.10			
R1/1062		W24/1062	0.05		0.04			
R1/1062		W25/1062	0.09		0.09			
R1/1062		W26/1062	0.04		0.04			
R1/1062		W27/1062	0.10		0.10			
R1/1062		W28/1062	0.05	1.99	0.04	1.97	0.03	1.25
R2/1062		W29/1062	0.19		0.18			
R2/1062		W30/1062	0.09		0.08			
R2/1062		W31/1062	0.19		0.18			
R2/1062		W32/1062	0.08		0.08			
R2/1062		W33/1062	0.18		0.18			
R2/1062		W34/1062	0.08		0.08			
R2/1062		W35/1062	0.03		0.03			
R2/1062		W36/1062	0.07	0.92	0.07	0.88	0.04	4.13
R3/1062		W37/1062	0.20		0.19			
R3/1062		W38/1062	0.09		0.09			
R3/1062		W39/1062	0.19		0.19			
R3/1062		W40/1062	0.09		0.08			
R3/1062		W41/1062	0.18		0.18			
R3/1062		W42/1062	0.08		0.08			
R3/1062		W84/1062	0.04		0.04			
R3/1062		W85/1062	0.09	0.96	0.09	0.94	0.02	2.39
R4/1062		W43/1062	1.51	1.51	1.48	1.48	0.03	1.85



DAYLIGHT ANALYSIS

EUSTON TOWER, LONDON
EXISTING VS PROPOSED 260923

DAYLIGHT

Room	Room Use	Window	Existing		Proposed		Total Loss	%Loss
			ADF	Total	ADF	Total		
R5/1062		W44/1062	0.17		0.17			
R5/1062		W45/1062	0.05		0.05			
R5/1062		W46/1062	0.17		0.17			
R5/1062		W47/1062	0.06		0.06			
R5/1062		W48/1062	0.17		0.17			
R5/1062		W49/1062	0.06	0.70	0.06	0.67	0.03	4.02
R6/1062		W50/1062	0.18		0.18			
R6/1062		W51/1062	0.07		0.07			
R6/1062		W52/1062	0.19		0.18			
R6/1062		W53/1062	0.07		0.07			
R6/1062		W54/1062	0.19		0.18			
R6/1062		W55/1062	0.07		0.07			
R6/1062		W56/1062	0.19		0.18			
R6/1062		W57/1062	0.07	1.02	0.07	0.98	0.05	4.51
R9/1062		W64/1062	0.19		0.18			
R9/1062		W65/1062	0.07		0.07			
R9/1062		W66/1062	0.19		0.18			
R9/1062		W67/1062	0.07		0.07			
R9/1062		W68/1062	0.19		0.18			
R9/1062		W69/1062	0.07		0.07			
R9/1062		W70/1062	0.19		0.18			
R9/1062		W71/1062	0.07	1.04	0.07	0.98	0.06	5.60
R10/1062		W72/1062	0.42		0.40			
R10/1062		W73/1062	0.15		0.15			
R10/1062		W74/1062	0.42		0.40			
R10/1062		W75/1062	0.16	1.15	0.15	1.09	0.06	4.80
R11/1062		W76/1062	0.18		0.17			
R11/1062		W77/1062	0.07		0.06			
R11/1062		W78/1062	0.18		0.18			
R11/1062		W79/1062	0.07		0.07			
R11/1062		W80/1062	0.19		0.18			
R11/1062		W81/1062	0.07		0.07			
R11/1062		W82/1062	0.19		0.18			
R11/1062		W83/1062	0.08	1.04	0.07	0.98	0.06	5.69
R1/1063		W1/1063	0.11		0.11			
R1/1063		W2/1063	0.05		0.05			
R1/1063		W3/1063	0.10		0.10			



DAYLIGHT ANALYSIS

EUSTON TOWER, LONDON
EXISTING VS PROPOSED 260923

DAYLIGHT								
Room	Room Use	Window	Existing		Proposed		Total Loss	%Loss
			ADF	Total	ADF	Total		
R1/1063		W4/1063	0.05		0.05			
R1/1063		W5/1063	0.10		0.10			
R1/1063		W6/1063	0.05		0.05			
R1/1063		W7/1063	0.12		0.12			
R1/1063		W8/1063	0.06		0.06			
R1/1063		W9/1063	0.11		0.11			
R1/1063		W10/1063	0.05		0.05			
R1/1063		W11/1063	0.09		0.09			
R1/1063		W12/1063	0.04		0.04			
R1/1063		W13/1063	0.10		0.10			
R1/1063		W14/1063	0.05		0.05			
R1/1063		W15/1063	0.10		0.10			
R1/1063		W16/1063	0.05		0.05			
R1/1063		W17/1063	0.09		0.09			
R1/1063		W18/1063	0.04		0.04			
R1/1063		W19/1063	0.11		0.10			
R1/1063		W20/1063	0.05		0.05			
R1/1063		W21/1063	0.11		0.11			
R1/1063		W22/1063	0.05		0.05			
R1/1063		W23/1063	0.11		0.10			
R1/1063		W24/1063	0.05		0.05			
R1/1063		W25/1063	0.11		0.10			
R1/1063		W26/1063	0.05		0.05			
R1/1063		W27/1063	0.10		0.10			
R1/1063		W28/1063	0.04		0.04			
R1/1063		W29/1063	0.11		0.10			
R1/1063		W30/1063	0.05	2.28	0.05	2.24	0.04	1.58
R2/1063		W31/1063	0.16		0.15			
R2/1063		W32/1063	0.07		0.07			
R2/1063		W33/1063	0.16		0.15			
R2/1063		W34/1063	0.07		0.07			
R2/1063		W35/1063	0.16		0.15			
R2/1063		W36/1063	0.07		0.07			
R2/1063		W37/1063	0.16		0.15			
R2/1063		W38/1063	0.07	0.89	0.07	0.86	0.04	4.14
R3/1063		W39/1063	0.19		0.18			
R3/1063		W40/1063	0.08		0.08			
R3/1063		W41/1063	0.19		0.18			
R3/1063		W42/1063	0.08		0.08			
R3/1063		W43/1063	0.18		0.17			



DAYLIGHT ANALYSIS

EUSTON TOWER, LONDON
EXISTING VS PROPOSED 260923

DAYLIGHT								
Room	Room Use	Window	Existing		Proposed		Total Loss	%Loss
			ADF	Total	ADF	Total		
R3/1063		W44/1063	0.08	0.80	0.07	0.77	0.03	3.39
R4/1063		W45/1063	0.20		0.20			
R4/1063		W46/1063	0.09		0.08			
R4/1063		W47/1063	0.20		0.19			
R4/1063		W48/1063	0.08		0.08			
R4/1063		W49/1063	0.20		0.19			
R4/1063		W50/1063	0.08	0.85	0.08	0.82	0.03	3.53
R5/1063		W51/1063	0.26		0.24			
R5/1063		W52/1063	0.11		0.10			
R5/1063		W53/1063	0.25		0.24			
R5/1063		W54/1063	0.10		0.10			
R5/1063		W55/1063	0.25		0.24			
R5/1063		W56/1063	0.10	1.06	0.10	1.01	0.04	4.17
R6/1063		W57/1063	0.14		0.13			
R6/1063		W58/1063	0.06		0.05			
R6/1063		W59/1063	0.20		0.19			
R6/1063		W60/1063	0.08		0.08			
R6/1063		W61/1063	0.19		0.19			
R6/1063		W62/1063	0.08	0.74	0.08	0.71	0.04	4.71
R7/1063		W63/1063	0.21		0.20			
R7/1063		W64/1063	0.09		0.08			
R7/1063		W65/1063	0.21		0.20			
R7/1063		W66/1063	0.09		0.08			
R7/1063		W67/1063	0.21		0.20			
R7/1063		W68/1063	0.09		0.08			
R7/1063		W69/1063	0.22		0.20			
R7/1063		W70/1063	0.09	1.20	0.08	1.14	0.06	4.83
R10/1063		W77/1063	0.21		0.20			
R10/1063		W78/1063	0.09		0.08			
R10/1063		W79/1063	0.21		0.20			
R10/1063		W80/1063	0.09		0.08			
R10/1063		W81/1063	0.21		0.20			
R10/1063		W82/1063	0.09		0.08			
R10/1063		W83/1063	0.21		0.20			
R10/1063		W84/1063	0.09	1.19	0.08	1.13	0.07	5.54
R12/1063		W89/1063	0.20		0.19			



DAYLIGHT ANALYSIS

EUSTON TOWER, LONDON
EXISTING VS PROPOSED 260923

DAYLIGHT

Room	Room Use	Window	Existing		Proposed		Total Loss	%Loss
			ADF	Total	ADF	Total		
R12/1063		W90/1063	0.09		0.08			
R12/1063		W91/1063	0.21		0.20			
R12/1063		W92/1063	0.09		0.08			
R12/1063		W93/1063	0.21		0.20			
R12/1063		W94/1063	0.09		0.09			
R12/1063		W95/1063	0.21		0.20			
R12/1063		W96/1063	0.09	1.18	0.09	1.12	0.06	4.99
R1/1064		W1/1064	0.08		0.08			
R1/1064		W2/1064	0.06		0.06			
R1/1064		W3/1064	0.08		0.08			
R1/1064		W4/1064	0.06		0.06			
R1/1064		W5/1064	0.08		0.08			
R1/1064		W6/1064	0.06		0.06			
R1/1064		W7/1064	0.09		0.09			
R1/1064		W8/1064	0.07		0.07			
R1/1064		W9/1064	0.09		0.09			
R1/1064		W10/1064	0.06		0.06			
R1/1064		W11/1064	0.08		0.07			
R1/1064		W12/1064	0.06		0.05			
R1/1064		W13/1064	0.08		0.07			
R1/1064		W14/1064	0.06		0.05			
R1/1064		W15/1064	0.08		0.08			
R1/1064		W16/1064	0.06		0.06			
R1/1064		W17/1064	0.08		0.08			
R1/1064		W18/1064	0.06		0.06			
R1/1064		W19/1064	0.06		0.06			
R1/1064		W20/1064	0.05	1.37	0.05	1.35	0.03	1.90
R2/1064		W21/1064	0.15		0.15			
R2/1064		W22/1064	1.42		1.38			
R2/1064		W23/1064	0.15	1.72	0.14	1.67	0.04	2.57
R3/1064		W24/1064	0.21		0.21			
R3/1064		W25/1064	1.32		1.29			
R3/1064		W26/1064	0.19	1.72	0.19	1.68	0.04	2.33
R4/1064		W27/1064	0.23		0.23			
R4/1064		W28/1064	1.02	1.26	1.00	1.23	0.03	2.31
R5/1064		W29/1064	1.18		1.14			
R5/1064		W30/1064	0.22	1.39	0.21	1.35	0.04	2.80



DAYLIGHT ANALYSIS

EUSTON TOWER, LONDON
EXISTING VS PROPOSED 260923

DAYLIGHT								
Room	Room Use	Window	Existing		Proposed		Total Loss	%Loss
			ADF	Total	ADF	Total		
R6/1064		W31/1064	0.17		0.17			
R6/1064		W32/1064	0.13		0.13			
R6/1064		W33/1064	0.12		0.12			
R6/1064		W34/1064	0.09		0.09			
R6/1064		W35/1064	0.17		0.16			
R6/1064		W36/1064	0.13		0.12			
R6/1064		W37/1064	0.17		0.16			
R6/1064		W38/1064	0.13	1.11	0.12	1.06	0.05	4.23
R7/1064		W39/1064	0.25		0.24			
R7/1064		W40/1064	0.18		0.17			
R7/1064		W41/1064	0.25		0.24			
R7/1064		W42/1064	0.18		0.17			
R7/1064		W43/1064	0.25		0.24			
R7/1064		W44/1064	0.18		0.17			
R7/1064		W45/1064	0.25		0.24			
R7/1064		W46/1064	0.18	1.73	0.17	1.63	0.10	5.79
R8/1064		W47/1064	0.23		0.21			
R8/1064		W48/1064	0.17		0.15			
R8/1064		W49/1064	0.31		0.31			
R8/1064		W50/1064	0.23	0.94	0.23	0.90	0.03	3.63
R9/1064		W51/1064	1.30	1.30	1.27	1.27	0.03	2.23
R10/1064		W52/1064	1.46	1.46	1.43	1.43	0.03	2.25
R1/1065		W1/1065	0.09		0.09			
R1/1065		W2/1065	0.09		0.09			
R1/1065		W3/1065	0.09		0.08			
R1/1065		W4/1065	0.09	0.36	0.08	0.35	0.01	2.79
R2/1065		W5/1065	2.41	2.41	2.33	2.33	0.07	3.03
R3/1065		W6/1065	2.74	2.74	2.66	2.66	0.08	3.03
R4/1065		W7/1065	1.32	1.32	1.28	1.28	0.04	3.04
R5/1065		W8/1065	0.11		0.11			
R5/1065		W9/1065	0.12	0.23	0.11	0.22	0.02	6.52



DAYLIGHT ANALYSIS

EUSTON TOWER, LONDON
EXISTING VS PROPOSED 260923

DAYLIGHT

Room	Room Use	Window	Existing		Proposed		Total Loss	%Loss
			ADF	Total	ADF	Total		
R6/1065		W10/1065	1.09		1.06			
R6/1065		W11/1065	1.10	2.19	1.06	2.12	0.06	2.93
9 Warren Street								
R2/1041	KITCHEN	W2/1041	0.92	0.92	0.91	0.91	0.01	1.41
10 Warren Street								
R2/1031	KITCHEN	W2/1031	0.94	0.94	0.92	0.92	0.02	2.03
11 Warren Street								
R2/1021	KITCHEN	W2/1021	1.15	1.15	1.13	1.13	0.02	2.00
12 Warren Street								
R2/1011	KITCHEN	W2/1011	1.15	1.15	1.12	1.12	0.03	2.18
13-14 Warren Street & 118-120 Whitfield Street								
R1/1001	ASSUMED	W1/1001	0.44		0.44			
R1/1001	ASSUMED	W2/1001	0.45		0.45			
R1/1001	ASSUMED	W3/1001	0.45		0.44			
R1/1001	ASSUMED	W4/1001	0.45	1.79	0.44	1.77	0.02	1.17
R2/1001	ASSUMED	W5/1001	0.59		0.58			
R2/1001	ASSUMED	W6/1001	0.59	1.18	0.57	1.15	0.03	2.13
R3/1001	ASSUMED	W7/1001	0.62		0.60			
R3/1001	ASSUMED	W8/1001	0.61	1.23	0.60	1.20	0.03	2.20
R1/1002	ASSUMED	W1/1002	0.44		0.44			
R1/1002	ASSUMED	W2/1002	0.45		0.45			
R1/1002	ASSUMED	W3/1002	0.42		0.41			
R1/1002	ASSUMED	W4/1002	0.41	1.72	0.40	1.70	0.02	1.28
R2/1002	ASSUMED	W5/1002	0.55		0.54			
R2/1002	ASSUMED	W6/1002	0.55	1.10	0.54	1.07	0.02	2.19
R3/1002	ASSUMED	W7/1002	0.58		0.56			
R3/1002	ASSUMED	W8/1002	0.57	1.15	0.56	1.12	0.03	2.53



DAYLIGHT ANALYSIS

EUSTON TOWER, LONDON
EXISTING VS PROPOSED 260923

DAYLIGHT

Room	Room Use	Window	Existing		Proposed		Total Loss	%Loss
			ADF	Total	ADF	Total		
R1/1003	ASSUMED	W1/1003	0.52		0.52			
R1/1003	ASSUMED	W2/1003	0.52		0.52			
R1/1003	ASSUMED	W3/1003	0.46		0.45			
R1/1003	ASSUMED	W4/1003	0.46	1.96	0.45	1.94	0.03	1.27
R2/1003	ASSUMED	W5/1003	0.57		0.56			
R2/1003	ASSUMED	W6/1003	0.57	1.14	0.55	1.11	0.03	2.55
R3/1003	ASSUMED	W7/1003	0.61		0.60			
R3/1003	ASSUMED	W8/1003	0.61	1.22	0.59	1.19	0.04	2.87

15 Warren Street & 161 Whitfield Street

R1/1502	ASSUMED_RESI	W1/1502	1.00	1.00	0.98	0.98	0.02	1.50
R2/1502	ASSUMED_RESI	W2/1502	1.23		1.21			
R2/1502	ASSUMED_RESI	W3/1502	1.18	2.41	1.16	2.36	0.04	1.79
R3/1502	ASSUMED_RESI	W4/1502	1.14	1.14	1.11	1.11	0.03	2.37
R1/1503	ASSUMED_RESI	W1/1503	0.79	0.79	0.78	0.78	0.01	1.64
R2/1503	ASSUMED_RESI	W2/1503	0.94		0.92			
R2/1503	ASSUMED_RESI	W3/1503	0.88	1.82	0.86	1.78	0.04	1.98
R3/1503	ASSUMED_RESI	W4/1503	0.86	0.86	0.84	0.84	0.02	2.56
R1/1601	ASSUMED	W1/1601	1.34	1.34	1.33	1.33	0.02	1.26
R2/1601	ASSUMED	W2/1601	1.53	1.53	1.50	1.50	0.02	1.51
R1/1602	ASSUMED	W1/1602	1.26	1.26	1.25	1.25	0.02	1.35
R2/1602	ASSUMED	W2/1602	1.48	1.48	1.46	1.46	0.02	1.55
R1/1603	LIVINGROOM	W1/1603	0.65		0.64			
R1/1603	LIVINGROOM	W2/1603	0.67	1.32	0.66	1.30	0.02	1.59
R1/1604	UNKNOWN	W6/1604	4.17	4.17	4.14	4.14	0.03	0.62
R3/1604	UNKNOWN	W2/1604	2.90		2.88			



DAYLIGHT ANALYSIS

EUSTON TOWER, LONDON
EXISTING VS PROPOSED 260923

DAYLIGHT

Room	Room Use	Window	Existing		Proposed		Total Loss	%Loss
			ADF	Total	ADF	Total		
R3/1604	UNKNOWN	W3/1604	0.12		0.12			
R3/1604	UNKNOWN	W4/1604	2.14		2.14			
R3/1604	UNKNOWN	W5/1604	0.51	5.68	0.51	5.66	0.03	0.46

16 Warren Street

R1/1709	BEDROOM_ASSUMED	W1/1709	1.96	1.96	1.94	1.94	0.03	1.38
R2/1710	BEDROOM_ASSUMED	W2/1710	0.72		0.71			
R2/1710	BEDROOM_ASSUMED	W3/1710	0.74	1.46	0.73	1.44	0.03	1.85
R1/1711	ASSUMED	W1/1711	0.76		0.74			
R1/1711	ASSUMED	W2/1711	0.76		0.75			
R1/1711	ASSUMED	W3/1711	0.76	2.28	0.74	2.23	0.04	1.93
R1/1712	ASSUMED	W1/1712	0.62		0.60			
R1/1712	ASSUMED	W2/1712	0.61		0.60			
R1/1712	ASSUMED	W3/1712	0.61	1.83	0.60	1.79	0.04	2.29
R1/1713	BEDROOM	W1/1713	0.43		0.42			
R1/1713	BEDROOM	W2/1713	0.42		0.41			
R1/1713	BEDROOM	W3/1713	0.42	1.27	0.41	1.24	0.03	2.52
R1/1714	LKD	W1/1714	0.36		0.36			
R1/1714	LKD	W2/1714	0.30		0.29			
R1/1714	LKD	W3/1714	0.32		0.31			
R1/1714	LKD	W4/1714	0.87	1.85	0.86	1.82	0.03	1.41

17 Warren Street

R1/1719	BEDROOM_ASSUMED	W1/1719	2.01	2.01	1.99	1.99	0.02	1.04
R1/1720	BEDROOM_ASSUMED	W1/1720	0.61		0.60			
R1/1720	BEDROOM_ASSUMED	W2/1720	0.62	1.23	0.61	1.21	0.02	1.70
R1/1721	ASSUMED	W1/1721	0.70		0.69			
R1/1721	ASSUMED	W2/1721	0.70		0.68			
R1/1721	ASSUMED	W3/1721	0.70	2.10	0.69	2.06	0.04	1.86
R1/1722	ASSUMED	W1/1722	0.53		0.52			
R1/1722	ASSUMED	W2/1722	0.54		0.52			
R1/1722	ASSUMED	W3/1722	0.55	1.61	0.54	1.58	0.04	2.23



DAYLIGHT ANALYSIS

EUSTON TOWER, LONDON
EXISTING VS PROPOSED 260923

DAYLIGHT

Room	Room Use	Window	Existing		Proposed		Total Loss	%Loss
			ADF	Total	ADF	Total		
R1/1723	BEDROOM	W1/1723	0.52		0.51			
R1/1723	BEDROOM	W2/1723	0.52	1.04	0.51	1.01	0.03	2.50
R2/1723	BEDROOM	W3/1723	0.70	0.70	0.69	0.69	0.02	2.14
R1/1724	LKD	W1/1724	2.73		2.71			
R1/1724	LKD	W2/1724	0.24		0.23			
R1/1724	LKD	W3/1724	0.26		0.26			
R1/1724	LKD	W4/1724	2.45		2.43			
R1/1724	LKD	W5/1724	0.24	5.92	0.23	5.86	0.06	0.96

Duchess House, 18-19 Warren Street

R1/1731	ASSUMED	W1/1731	0.98		0.97			
R1/1731	ASSUMED	W2/1731	0.97	1.95	0.95	1.92	0.03	1.59
R2/1731	LKD	W3/1731	1.02		1.01			
R2/1731	LKD	W4/1731	1.00		0.99			
R2/1731	LKD	W5/1731	0.89	2.92	0.89	2.89	0.03	1.13
R1/1732	ASSUMED	W1/1732	1.09		1.07			
R1/1732	ASSUMED	W2/1732	1.08	2.17	1.06	2.13	0.04	1.80
R2/1732	LKD	W3/1732	1.16		1.14			
R2/1732	LKD	W4/1732	1.15		1.12			
R2/1732	LKD	W5/1732	1.10	3.40	1.10	3.36	0.04	1.20
R1/1733	ASSUMED	W1/1733	0.78		0.76			
R1/1733	ASSUMED	W2/1733	0.79	1.57	0.77	1.53	0.03	1.98
R2/1733	ASSUMED	W3/1733	0.80		0.79			
R2/1733	ASSUMED	W4/1733	0.82		0.80			
R2/1733	ASSUMED	W5/1733	0.90	2.52	0.90	2.49	0.03	1.19
R1/1734	BEDROOM	W1/1734	3.53	3.53	3.46	3.46	0.06	1.81
R2/1734	BEDROOM	W2/1734	3.52	3.52	3.46	3.46	0.06	1.73
R3/1734	BEDROOM	W3/1734	3.98		3.90			
R3/1734	BEDROOM	W4/1734	3.18		3.18			
R3/1734	BEDROOM	W5/1734	3.22	10.37	3.22	10.30	0.07	0.71



DAYLIGHT ANALYSIS

EUSTON TOWER, LONDON
EXISTING VS PROPOSED 260923

DAYLIGHT

Room	Room Use	Window	Existing		Proposed		Total Loss	%Loss
			ADF	Total	ADF	Total		



NSL ANALYSIS

EUSTON TOWER, LONDON
EXISTING VS PROPOSED 260923

NSL						
Room	Room Use	Whole Room sq ft	Existing sq ft	Proposed sq ft	Loss sq ft	%Loss

17 to 33 William Road

R1/111	LD	145.6	111.8	111.8	0.0	0.0
R2/111	KITCHEN?	117.1	69.1	69.1	0.0	0.0
R3/111	BEDROOM	142.5	83.6	83.6	0.0	0.0
R4/111	LD	251.4	103.9	103.9	0.0	0.0
R5/111	LD	275.2	114.6	114.6	0.0	0.0
R6/111	BEDROOM	178.7	121.9	121.2	0.7	0.6
R7/111	BEDROOM	178.7	118.7	118.7	0.0	0.0
R8/111	LD	184.7	79.1	79.1	0.0	0.0
R10/111	LD	244.0	176.8	176.8	0.0	0.0
R11/111	LD	212.4	124.9	124.9	0.0	0.0
R12/111	BEDROOM	80.6	65.8	65.8	0.0	0.0
R13/111	BEDROOM	59.9	47.2	47.2	0.0	0.0
R14/111	BEDROOM	143.2	53.4	53.4	0.0	0.0
R15/111	LD	239.1	59.1	58.8	0.2	0.3
R16/111	LD	230.1	46.9	46.9	0.0	0.0
R1/112	LD	145.6	142.3	142.3	0.0	0.0
R2/112	KITCHEN?	117.1	104.2	104.2	0.0	0.0
R3/112	BEDROOM	142.5	114.0	114.0	0.0	0.0
R4/112	LD	251.4	137.0	137.0	0.0	0.0
R5/112	LD	275.2	150.9	150.5	0.4	0.3
R6/112	BEDROOM	118.0	88.5	86.9	1.5	1.7
R7/112	BEDROOM	114.8	87.4	87.4	0.0	0.0
R8/112	LD	184.7	97.2	95.2	2.0	2.1
R9/112	BEDROOM	119.9	91.0	90.9	0.1	0.1
R10/112	LD	244.0	181.7	181.7	0.0	0.0
R11/112	LD	212.4	135.5	135.5	0.0	0.0
R12/112	BEDROOM	80.6	79.7	79.7	0.0	0.0
R13/112	BEDROOM	59.9	59.5	59.5	0.0	0.0
R14/112	BEDROOM	143.2	125.3	125.3	0.0	0.0
R15/112	LD	239.1	202.2	202.2	0.0	0.0
R16/112	LD	230.1	169.3	169.0	0.3	0.2
R1/113	LD	145.6	142.4	142.4	0.0	0.0
R2/113	KITCHEN?	117.1	114.7	114.7	0.0	0.0
R3/113	BEDROOM	142.5	123.4	123.4	0.0	0.0
R4/113	LD	251.4	161.0	161.0	0.0	0.0
R5/113	LD	275.2	174.6	174.6	0.0	0.0
R6/113	BEDROOM	118.0	103.1	99.2	3.9	3.8
R7/113	BEDROOM	114.8	101.6	101.5	0.2	0.2
R8/113	LD	184.7	121.1	116.0	5.0	4.1
R9/113	BEDROOM	119.9	106.9	105.8	1.0	0.9



NSL ANALYSIS

EUSTON TOWER, LONDON
EXISTING VS PROPOSED 260923

Room	Room Use	Whole Room sq ft	NSL		Loss sq ft	%Loss
			Existing sq ft	Proposed sq ft		
R10/113	LD	244.0	183.9	183.9	0.0	0.0
R11/113	LD	212.4	137.6	137.6	0.0	0.0
R12/113	BEDROOM	80.6	79.6	79.6	0.0	0.0
R13/113	BEDROOM	59.9	59.6	59.6	0.0	0.0
R14/113	BEDROOM	143.2	135.1	135.1	0.0	0.0
R15/113	LD	239.1	213.7	213.3	0.4	0.2
R16/113	LD	230.1	180.3	180.0	0.3	0.2
R1/114	LD	145.6	142.4	142.4	0.0	0.0
R2/114	KITCHEN?	117.1	115.3	115.3	0.0	0.0
R3/114	BEDROOM	142.5	124.9	124.9	0.0	0.0
R4/114	LD	251.4	193.9	193.9	0.0	0.0
R5/114	LD	275.2	203.7	203.5	0.2	0.1
R6/114	BEDROOM	118.0	116.0	113.8	2.2	1.9
R7/114	BEDROOM	114.8	114.8	114.8	0.0	0.0
R8/114	LD	184.7	171.6	170.4	1.3	0.8
R9/114	BEDROOM	119.9	119.6	119.6	0.0	0.0
R10/114	LD	244.0	189.1	189.1	0.0	0.0
R11/114	LD	212.4	145.2	145.2	0.0	0.0
R12/114	BEDROOM	80.6	79.8	79.8	0.0	0.0
R13/114	BEDROOM	59.9	59.6	59.6	0.0	0.0
R14/114	BEDROOM	143.2	140.8	140.8	0.0	0.0
R15/114	LD	239.1	224.5	224.5	0.0	0.0
R16/114	LD	230.1	194.5	194.0	0.5	0.3
R1/115	LD	145.6	142.4	142.4	0.0	0.0
R2/115	KITCHEN?	117.1	115.8	115.8	0.0	0.0
R3/115	BEDROOM	142.5	126.3	126.3	0.0	0.0
R4/115	LD	251.4	182.1	182.1	0.0	0.0
R5/115	LD	275.2	190.8	190.8	0.0	0.0
R6/115	BEDROOM	118.0	115.9	115.9	0.0	0.0
R7/115	BEDROOM	114.8	111.1	111.1	0.1	0.1
R8/115	LD	184.7	181.8	181.8	0.0	0.0
R9/115	BEDROOM	119.9	118.8	118.8	0.0	0.0
R10/115	LD	244.0	196.5	196.5	0.0	0.0
R11/115	LD	212.4	168.5	168.5	0.0	0.0
R12/115	BEDROOM	80.6	80.2	80.2	0.0	0.0
R13/115	BEDROOM	59.9	59.0	59.0	0.0	0.0
R14/115	BEDROOM	143.2	143.1	143.1	0.0	0.0
R15/115	LD	239.1	234.7	234.7	0.0	0.0
R16/115	LD	230.1	221.4	221.4	0.0	0.0
R1/116	LKD	404.2	400.0	398.1	1.9	0.5
R2/116	BEDROOM?	176.5	173.8	173.8	0.0	0.0
R3/116	BEDROOM?	192.2	190.6	190.6	0.0	0.0



NSL ANALYSIS

EUSTON TOWER, LONDON
EXISTING VS PROPOSED 260923

Room	Room Use	Whole Room sq ft	NSL		Loss sq ft	%Loss
			Existing sq ft	Proposed sq ft		

R4/116	LKD?	418.6	414.7	414.7	0.0	0.0
--------	------	-------	-------	-------	-----	-----

Schafer House, University College

R1/120		125.8	23.9	23.9	0.0	0.0
R2/120		99.8	22.4	22.4	0.0	0.0
R3/120		137.4	33.5	33.5	0.0	0.0
R4/120		217.7	101.1	99.9	1.2	1.2
R5/120		229.8	96.4	95.7	0.7	0.7
R6/120		223.7	103.1	103.1	0.0	0.0
R7/120		136.8	62.2	62.2	0.0	0.0
R1/121		125.8	30.4	30.4	0.0	0.0
R2/121		99.8	29.6	29.6	0.0	0.0
R3/121		137.4	41.7	41.7	0.0	0.0
R4/121		217.7	124.8	121.1	3.7	3.0
R5/121		229.8	110.2	110.2	0.0	0.0
R6/121		223.7	121.6	121.4	0.2	0.2
R7/121		136.8	71.4	71.4	0.0	0.0
R1/122		125.8	46.1	46.1	0.0	0.0
R2/122		99.8	43.5	43.5	0.1	0.2
R3/122		137.4	61.7	60.9	0.8	1.3
R4/122		217.7	146.5	142.5	4.0	2.7
R5/122		229.8	131.2	131.2	0.0	0.0
R6/122		223.7	146.5	146.5	0.0	0.0
R7/122		136.8	83.1	83.1	0.0	0.0
R1/123		125.8	94.1	93.8	0.3	0.3
R2/123		99.8	75.3	75.0	0.3	0.4
R3/123		137.4	87.3	86.5	0.9	1.0
R4/123		217.7	158.3	156.8	1.6	1.0
R5/123		229.8	148.0	148.0	0.0	0.0
R6/123		223.7	162.6	162.6	0.0	0.0
R7/123		136.8	95.3	95.0	0.2	0.2
R1/180	LKD	164.1	16.9	16.9	0.0	0.0
R2/180	BEDROOM	108.2	14.4	14.4	0.0	0.0
R3/180	BEDROOM	107.8	17.2	17.2	0.0	0.0
R4/180	BEDROOM	108.7	13.0	13.0	0.0	0.0
R5/180	BEDROOM	106.5	14.1	14.1	0.0	0.0
R6/180	BEDROOM	107.9	13.8	13.8	0.0	0.0
R1/181	LKD	164.1	20.7	20.7	0.0	0.0
R2/181	BEDROOM	108.2	18.7	18.1	0.6	3.2
R3/181	BEDROOM	107.8	22.7	21.9	0.8	3.5
R4/181	BEDROOM	108.7	14.9	14.9	0.0	0.0



NSL ANALYSIS

EUSTON TOWER, LONDON
EXISTING VS PROPOSED 260923

NSL						
Room	Room Use	Whole Room sq ft	Existing sq ft	Proposed sq ft	Loss sq ft	%Loss
R5/181	BEDROOM	106.5	19.3	19.3	0.0	0.0
R6/181	BEDROOM	109.5	18.0	18.0	0.0	0.0
R1/182	LKD	164.1	26.4	26.4	0.0	0.0
R2/182	BEDROOM	108.2	22.9	21.8	1.1	4.8
R3/182	BEDROOM	107.8	27.9	25.6	2.2	7.9
R4/182	BEDROOM	108.7	17.9	17.9	0.0	0.0
R5/182	BEDROOM	106.5	25.1	25.1	0.0	0.0
R6/182	BEDROOM	109.5	21.7	21.7	0.0	0.0
R1/183	LKD	164.1	34.8	33.1	1.8	5.2
R2/183	BEDROOM	108.2	27.8	26.8	1.0	3.6
R3/183	BEDROOM	107.8	31.3	29.6	1.7	5.4
R4/183	BEDROOM	108.7	22.9	22.9	0.0	0.0
R5/183	BEDROOM	106.5	30.6	30.3	0.2	0.7
R6/183	BEDROOM	109.5	26.1	24.8	1.3	5.0
R1/184	LKD	164.1	47.0	45.9	1.1	2.3
R2/184	BEDROOM	108.2	41.2	40.9	0.3	0.7
R3/184	BEDROOM	107.8	42.4	38.6	3.7	8.7
R4/184	BEDROOM	108.7	33.3	32.2	1.1	3.3
R5/184	BEDROOM	106.5	40.3	37.9	2.4	6.0
R6/184	BEDROOM	109.5	31.7	28.7	3.0	9.5
R1/185	LKD	164.1	62.7	61.0	1.7	2.7
R2/185	BEDROOM	108.2	59.7	59.4	0.3	0.5
R3/185	BEDROOM	107.8	59.4	52.1	7.2	12.1
R4/185	BEDROOM	108.7	57.4	54.3	3.0	5.2
R5/185	BEDROOM	106.5	59.8	48.9	11.0	18.4
R6/185	BEDROOM	109.5	45.6	35.3	10.3	22.6
R1/186	LKD	164.1	73.9	72.9	1.0	1.4
R2/186	BEDROOM	108.2	78.8	78.7	0.1	0.1
R3/186	BEDROOM	107.8	76.8	67.9	8.9	11.6
R4/186	BEDROOM	108.7	83.5	78.0	5.5	6.6
R5/186	BEDROOM	106.5	86.3	67.2	19.1	22.1
R6/186	BEDROOM	109.5	78.6	57.7	20.8	26.5
R1/211	LKD	187.8	30.3	28.9	1.4	4.6
R2/211	BEDROOM	108.2	24.1	22.5	1.6	6.6
R3/211	BEDROOM	108.3	26.8	26.2	0.6	2.2
R4/211	BEDROOM	108.2	23.1	22.9	0.2	0.9
R5/211	BEDROOM	108.1	25.6	25.1	0.5	2.0
R6/211	BEDROOM	108.4	25.9	25.1	0.7	2.7
R7/211	BEDROOM	108.3	28.9	26.3	2.6	9.0
R8/211	BEDROOM	108.1	25.5	25.2	0.3	1.2
R9/211	BEDROOM	108.3	27.2	27.1	0.1	0.4
R10/211	BEDROOM	108.3	25.4	25.2	0.2	0.8



NSL ANALYSIS

EUSTON TOWER, LONDON
EXISTING VS PROPOSED 260923

Room	Room Use	Whole Room sq ft	NSL		Loss sq ft	%Loss
			Existing sq ft	Proposed sq ft		
R11/211	BEDROOM	108.2	26.3	26.3	0.0	0.0
R12/211	LKD	184.0	32.5	28.1	4.3	13.2
R1/212	LKD	187.8	28.5	27.0	1.5	5.3
R2/212	BEDROOM	108.2	21.9	20.6	1.3	5.9
R3/212	BEDROOM	108.3	24.7	24.3	0.5	2.0
R4/212	BEDROOM	108.2	20.9	20.8	0.1	0.5
R5/212	BEDROOM	108.1	23.6	23.5	0.1	0.4
R6/212	BEDROOM	108.4	23.7	23.3	0.4	1.7
R7/212	BEDROOM	108.3	24.4	24.0	0.5	2.0
R8/212	BEDROOM	108.1	22.2	22.2	0.0	0.0
R9/212	BEDROOM	108.3	24.5	24.5	0.0	0.0
R10/212	BEDROOM	108.3	24.6	24.6	0.0	0.0
R11/212	BEDROOM	108.2	24.2	24.2	0.0	0.0
R12/212	LKD	184.0	33.5	26.5	7.0	20.9
R1/213	LKD	187.8	31.3	29.9	1.4	4.5
R2/213	BEDROOM	108.2	24.5	23.1	1.3	5.3
R3/213	BEDROOM	108.3	26.7	26.1	0.6	2.2
R4/213	BEDROOM	108.2	23.8	23.5	0.2	0.8
R5/213	BEDROOM	108.1	25.8	25.3	0.5	1.9
R6/213	BEDROOM	108.4	26.2	25.6	0.7	2.7
R7/213	BEDROOM	108.3	26.3	25.3	1.0	3.8
R8/213	BEDROOM	108.1	25.8	25.8	0.0	0.0
R9/213	BEDROOM	108.3	28.0	28.0	0.0	0.0
R10/213	BEDROOM	108.3	28.0	28.0	0.0	0.0
R11/213	BEDROOM	108.2	27.3	27.3	0.0	0.0
R12/213	LKD	184.0	37.7	28.8	8.9	23.6
R1/214	LKD	187.8	35.1	33.2	1.9	5.4
R2/214	BEDROOM	108.2	28.3	26.5	1.8	6.4
R3/214	BEDROOM	108.3	30.0	29.1	1.0	3.3
R4/214	BEDROOM	108.2	27.3	26.7	0.6	2.2
R5/214	BEDROOM	108.1	28.7	28.0	0.7	2.4
R6/214	BEDROOM	108.4	29.4	28.5	0.9	3.1
R7/214	BEDROOM	108.3	29.2	28.1	1.1	3.8
R8/214	BEDROOM	108.1	30.1	30.1	0.0	0.0
R9/214	BEDROOM	108.3	32.1	32.0	0.0	0.0
R10/214	BEDROOM	108.3	31.7	31.7	0.0	0.0
R11/214	BEDROOM	108.2	31.3	31.3	0.0	0.0
R12/214	LKD	184.0	40.3	34.3	5.9	14.6
R1/215	LKD	187.8	37.8	36.4	1.4	3.7
R2/215	BEDROOM	108.2	32.3	30.1	2.3	7.1
R3/215	BEDROOM	108.3	32.9	31.7	1.2	3.6
R4/215	BEDROOM	108.2	31.0	29.8	1.2	3.9



NSL ANALYSIS

EUSTON TOWER, LONDON
EXISTING VS PROPOSED 260923

Room	Room Use	Whole Room sq ft	NSL		Loss sq ft	%Loss
			Existing sq ft	Proposed sq ft		
R5/215	BEDROOM	108.1	31.2	30.0	1.1	3.5
R6/215	BEDROOM	108.4	32.2	30.7	1.5	4.7
R7/215	BEDROOM	108.3	32.3	30.9	1.3	4.0
R8/215	BEDROOM	108.1	35.7	35.6	0.2	0.6
R9/215	BEDROOM	108.3	36.1	36.1	0.0	0.0
R10/215	BEDROOM	108.3	37.2	37.2	0.0	0.0
R11/215	BEDROOM	108.2	35.4	35.4	0.0	0.0
R12/215	LKD	184.0	42.3	38.3	4.0	9.5
R1/216	LKD	187.8	40.9	39.5	1.4	3.4
R2/216	BEDROOM	108.2	36.3	33.0	3.3	9.1
R3/216	BEDROOM	108.3	35.3	34.0	1.4	4.0
R4/216	BEDROOM	108.2	34.5	32.7	1.7	4.9
R5/216	BEDROOM	108.1	33.2	31.9	1.4	4.2
R6/216	BEDROOM	108.4	36.0	34.2	1.8	5.0
R7/216	BEDROOM	108.3	36.5	34.6	1.9	5.2
R8/216	BEDROOM	108.1	42.4	42.0	0.4	0.9
R9/216	BEDROOM	108.3	42.0	42.0	0.0	0.0
R10/216	BEDROOM	108.3	43.7	43.7	0.0	0.0
R11/216	BEDROOM	108.2	40.8	40.8	0.0	0.0
R12/216	LKD	184.0	46.0	41.6	4.4	9.6
R1/217	KD	134.4	56.5	55.0	1.6	2.8
R2/217	BEDROOM	201.0	81.6	78.5	3.1	3.8
R3/217	BEDROOM	192.5	69.9	66.8	3.1	4.4
R4/217	BEDROOM	157.0	59.7	56.5	3.2	5.4
R5/217	BEDROOM	171.5	63.9	60.6	3.3	5.2
R6/217	BEDROOM	207.0	88.9	88.7	0.2	0.2
R7/217	BEDROOM	180.7	80.0	78.8	1.2	1.5
R8/217	KD	136.6	77.6	49.8	27.8	35.8

164-166 Drummond Street

R1/40	LIVINGROOM	296.4	60.8	56.9	3.9	6.4
R2/40	BEDROOM	221.1	55.8	55.8	0.0	0.0
R1/41	BEDROOM	182.0	79.9	57.6	22.3	27.9
R2/41	LIVINGROOM	252.4	66.2	60.5	5.6	8.5
R3/41	LIVINGROOM	218.0	57.4	57.4	0.0	0.0
R1/42	BEDROOM	182.0	97.1	62.0	35.2	36.3
R2/42	LIVINGROOM	252.4	72.7	65.8	6.9	9.5
R3/42	LIVINGROOM	218.0	63.8	63.8	0.0	0.0
R1/43	BEDROOM	182.0	128.9	68.3	60.6	47.0
R2/43	LIVINGROOM	252.4	79.8	74.1	5.7	7.1
R3/43	LIVINGROOM	218.0	71.3	71.2	0.1	0.1



NSL ANALYSIS

EUSTON TOWER, LONDON
EXISTING VS PROPOSED 260923

Room	Room Use	Whole Room sq ft	NSL		Loss sq ft	%Loss
			Existing sq ft	Proposed sq ft		
R1/44	BEDROOM	182.0	138.7	76.0	62.8	45.3
R2/44	LIVINGROOM	252.4	86.7	81.6	5.2	6.0
R3/44	LIVINGROOM	218.0	81.9	81.7	0.2	0.2
R1/45	BEDROOM	182.0	142.6	85.4	57.2	40.1
R2/45	LIVINGROOM	252.4	98.8	92.0	6.8	6.9
R3/45	LIVINGROOM	218.0	91.8	91.3	0.5	0.5

175 Drummond Street

R1/51	BEDROOM	160.5	33.3	30.5	2.7	8.1
R2/51	BEDROOM	115.9	41.3	22.8	18.5	44.8
R1/52	BEDROOM	160.5	41.6	38.0	3.6	8.7
R2/52	BEDROOM	115.9	52.4	27.5	24.9	47.5
R1/53	BEDROOM	160.5	51.1	46.7	4.4	8.6
R2/53	BEDROOM	115.9	58.5	33.0	25.5	43.6
R1/54	BEDROOM	160.5	65.1	59.6	5.5	8.4
R2/54	BEDROOM	115.9	70.8	40.8	30.0	42.4
R1/55	BEDROOM	160.5	85.6	77.1	8.5	9.9
R2/55	BEDROOM	115.9	87.3	53.8	33.6	38.5
R1/56	BEDROOM	160.5	108.9	95.6	13.3	12.2
R2/56	BEDROOM	115.9	95.4	75.1	20.3	21.3
R1/57	BEDROOM	160.5	111.1	95.9	15.2	13.7
R2/57	BEDROOM	115.9	95.7	75.9	19.8	20.7

Triton Building

R1/1103	BEDROOM	111.0	5.0	5.0	0.0	0.0
R2/1103	LKD	243.9	10.0	10.0	0.0	0.0
R3/1103	BEDROOM	97.4	1.0	0.9	0.1	10.0
R4/1103	BEDROOM	66.1	39.3	35.2	4.1	10.4
R5/1103	LKD	222.0	41.2	36.7	4.6	11.2
R6/1103	BEDROOM	103.0	7.2	7.2	0.0	0.0
R7/1103	LKD	249.1	22.5	22.5	0.0	0.0
R8/1103	BEDROOM	106.8	24.9	24.9	0.0	0.0
R1/1104	BEDROOM	111.0	8.6	8.6	0.0	0.0
R2/1104	LKD	243.9	22.7	22.7	0.0	0.0
R3/1104	BEDROOM	97.4	1.5	1.3	0.2	13.3
R4/1104	BEDROOM	66.1	47.2	41.9	5.3	11.2
R5/1104	LKD	222.0	48.8	44.2	4.6	9.4
R6/1104	BEDROOM	103.0	14.2	14.0	0.2	1.4
R7/1104	LKD	249.1	77.9	77.9	0.0	0.0
R8/1104	BEDROOM	106.8	64.4	64.4	0.0	0.0



NSL ANALYSIS

EUSTON TOWER, LONDON
EXISTING VS PROPOSED 260923

Room	Room Use	Whole Room sq ft	NSL		Loss sq ft	%Loss
			Existing sq ft	Proposed sq ft		
R1/1105	BEDROOM	111.0	14.4	14.4	0.0	0.0
R2/1105	LKD	243.9	45.3	45.3	0.1	0.2
R3/1105	BEDROOM	97.4	7.6	7.0	0.6	7.9
R4/1105	BEDROOM	66.1	56.7	48.9	7.8	13.8
R5/1105	LKD	222.0	59.0	52.5	6.5	11.0
R6/1105	BEDROOM	103.0	29.1	28.7	0.4	1.4
R7/1105	LKD	249.1	80.2	80.2	0.0	0.0
R8/1105	BEDROOM	106.8	76.7	76.7	0.0	0.0
R1/1106	BEDROOM	111.0	22.5	22.5	0.0	0.0
R2/1106	LKD	243.9	103.4	102.9	0.5	0.5
R3/1106	BEDROOM	97.4	29.5	28.3	1.1	3.7
R4/1106	BEDROOM	66.1	62.7	53.5	9.2	14.7
R5/1106	LKD	222.0	72.8	61.9	10.8	14.8
R6/1106	BEDROOM	103.0	51.8	50.6	1.2	2.3
R7/1106	LKD	249.1	88.0	88.0	0.0	0.0
R8/1106	BEDROOM	106.8	76.4	76.4	0.0	0.0
R1/1107	BEDROOM	111.0	49.4	49.4	0.0	0.0
R2/1107	LKD	243.9	186.8	185.5	1.4	0.7
R3/1107	BEDROOM	97.4	72.2	69.3	2.9	4.0
R4/1107	BEDROOM	66.1	64.9	56.1	8.7	13.4
R5/1107	LKD	222.0	91.9	73.5	18.4	20.0
R6/1107	BEDROOM	103.0	73.3	68.6	4.7	6.4
R7/1107	LKD	249.1	92.0	92.0	0.0	0.0
R8/1107	BEDROOM	106.8	76.7	76.7	0.0	0.0
R1/1108	BEDROOM	152.0	149.2	149.2	0.0	0.0
R2/1108	LKD	384.4	364.6	364.2	0.4	0.1
R3/1108	BEDROOM	121.8	115.5	95.2	20.3	17.6
R4/1108	BEDROOM	121.8	84.4	72.2	12.2	14.5
R5/1108	LKD	384.4	286.7	269.2	17.5	6.1
R6/1108	BEDROOM	152.0	117.5	117.5	0.0	0.0
R1/1109	BEDROOM	152.0	149.2	149.2	0.0	0.0
R2/1109	LKD	384.4	377.4	372.9	4.5	1.2
R3/1109	BEDROOM	121.8	116.8	100.4	16.4	14.0
R4/1109	BEDROOM	121.8	84.4	72.3	12.1	14.3
R5/1109	LKD	384.4	326.5	303.7	22.7	7.0
R6/1109	BEDROOM	152.0	120.1	120.1	0.0	0.0
R1/1110	BEDROOM	152.0	149.2	149.2	0.0	0.0
R2/1110	LKD	384.4	378.9	373.6	5.3	1.4
R3/1110	BEDROOM	121.8	116.8	100.9	15.9	13.6
R4/1110	BEDROOM	121.8	86.5	72.4	14.1	16.3
R5/1110	LKD	384.4	334.0	312.2	21.8	6.5
R6/1110	BEDROOM	152.0	122.1	122.1	0.0	0.0



NSL ANALYSIS

EUSTON TOWER, LONDON
EXISTING VS PROPOSED 260923

NSL						
Room	Room Use	Whole Room sq ft	Existing sq ft	Proposed sq ft	Loss sq ft	%Loss
R1/1111	BEDROOM	152.0	149.2	149.2	0.0	0.0
R2/1111	LKD	384.4	381.4	376.6	4.8	1.3
R3/1111	BEDROOM	121.8	116.8	100.9	15.9	13.6
R4/1111	BEDROOM	121.8	95.0	79.9	15.0	15.8
R5/1111	LKD	384.4	362.1	341.6	20.5	5.7
R6/1111	BEDROOM	152.0	133.5	133.5	0.0	0.0
R1/1112	BEDROOM	152.0	149.2	149.2	0.0	0.0
R2/1112	LKD	384.4	381.4	377.4	4.0	1.0
R3/1112	BEDROOM	121.8	116.8	101.1	15.7	13.4
R4/1112	BEDROOM	121.8	95.0	80.1	14.9	15.7
R5/1112	LKD	384.4	369.4	360.9	8.4	2.3
R6/1112	BEDROOM	152.0	133.1	133.1	0.0	0.0
R1/1113	BEDROOM	155.0	152.2	152.2	0.0	0.0
R2/1113	LKD	397.8	393.9	388.4	5.5	1.4
R3/1113	BEDROOM	96.0	94.9	83.1	11.8	12.4
R4/1113	BEDROOM	108.0	93.8	73.6	20.2	21.5
R5/1113	BEDROOM	100.6	99.3	99.1	0.3	0.3
R6/1113	LKD	249.2	249.1	247.8	1.3	0.5
R7/1113	BEDROOM	96.4	89.4	89.4	0.0	0.0
R1/1114	BEDROOM	155.0	152.2	152.2	0.0	0.0
R2/1114	LKD	397.8	393.9	388.4	5.5	1.4
R3/1114	BEDROOM	96.0	94.9	83.1	11.8	12.4
R4/1114	BEDROOM	108.0	93.8	73.9	19.9	21.2
R5/1114	BEDROOM	100.6	99.3	99.2	0.1	0.1
R6/1114	LKD	249.2	249.1	247.5	1.6	0.6
R7/1114	BEDROOM	96.4	89.9	89.9	0.0	0.0
R1/1115	BEDROOM	155.0	152.2	152.2	0.0	0.0
R2/1115	LKD	397.8	393.9	388.4	5.5	1.4
R3/1115	BEDROOM	96.0	94.9	83.1	11.8	12.4
R4/1115	BEDROOM	108.0	93.8	73.9	19.9	21.2
R5/1115	BEDROOM	100.6	99.3	99.2	0.1	0.1
R6/1115	LKD	249.2	249.1	248.7	0.4	0.2
R7/1115	BEDROOM	96.4	90.7	90.7	0.0	0.0
R1/1116	BEDROOM	155.0	152.2	152.2	0.0	0.0
R2/1116	LKD	397.8	394.1	388.6	5.5	1.4
R3/1116	BEDROOM	96.0	94.9	83.4	11.5	12.1
R4/1116	BEDROOM	108.0	93.8	73.8	20.0	21.3
R5/1116	BEDROOM	100.6	99.4	99.3	0.1	0.1
R6/1116	LKD	249.2	249.1	248.5	0.6	0.2
R7/1116	BEDROOM	96.4	91.8	91.8	0.0	0.0
R1/1117	BEDROOM	155.0	152.2	152.2	0.0	0.0
R2/1117	LKD	397.8	394.1	388.6	5.5	1.4



NSL ANALYSIS

EUSTON TOWER, LONDON
EXISTING VS PROPOSED 260923

Room	Room Use	Whole Room sq ft	NSL		Loss sq ft	%Loss
			Existing sq ft	Proposed sq ft		
R3/1117	BEDROOM	96.0	94.9	83.5	11.4	12.0
R4/1117	BEDROOM	108.0	93.8	73.8	19.9	21.2
R5/1117	BEDROOM	100.6	99.4	99.3	0.1	0.1
R6/1117	LKD	249.2	249.1	248.8	0.3	0.1
R7/1117	BEDROOM	96.4	92.0	92.0	0.0	0.0
R1/1118	BEDROOM	155.0	152.2	152.2	0.0	0.0
R2/1118	LKD	397.8	394.2	388.7	5.5	1.4
R3/1118	BEDROOM	96.0	94.9	83.5	11.4	12.0
R4/1118	BEDROOM	108.0	93.8	74.3	19.5	20.8
R5/1118	BEDROOM	100.6	99.5	99.4	0.1	0.1
R6/1118	LKD	249.2	249.1	248.7	0.5	0.2
R7/1118	BEDROOM	96.4	92.4	92.4	0.0	0.0
R1/1119	LKD	673.6	673.5	673.0	0.5	0.1
R2/1119	BEDROOM	91.7	89.8	79.6	10.2	11.4
R3/1119	BEDROOM	102.3	97.2	84.9	12.3	12.7
R4/1119	BEDROOM	217.7	214.5	214.3	0.2	0.1
R5/1119	BEDROOM	159.7	157.1	157.1	0.0	0.0
R1/1120	LKD	673.6	673.5	673.0	0.5	0.1
R2/1120	BEDROOM	91.7	89.8	79.6	10.2	11.4
R3/1120	BEDROOM	102.3	97.2	85.0	12.2	12.6
R4/1120	BEDROOM	217.7	214.5	214.3	0.2	0.1
R5/1120	BEDROOM	159.7	157.1	157.1	0.0	0.0
R1/1121	LKD	673.6	673.5	673.0	0.5	0.1
R2/1121	BEDROOM	91.7	89.8	79.8	10.0	11.1
R3/1121	BEDROOM	102.3	97.2	85.2	12.1	12.4
R4/1121	BEDROOM	217.7	214.5	214.3	0.2	0.1
R5/1121	BEDROOM	159.7	157.1	157.1	0.0	0.0
R1/1122	LIVINGROOM	673.6	673.5	673.0	0.5	0.1
R2/1122	LIVINGROOM	226.6	225.2	225.2	0.0	0.0
R3/1122	DINING	356.2	355.8	355.8	0.0	0.0
R4/1122	KITCHEN	191.7	186.0	186.0	0.0	0.0
R1/1123	BEDROOM	133.4	130.8	130.8	0.0	0.0
R2/1123	BEDROOM	406.6	393.6	393.6	0.0	0.0
R3/1123	BEDROOM	178.9	176.4	165.4	11.1	6.3
R4/1123	BEDROOM	226.9	223.7	223.2	0.5	0.2
R5/1123	BEDROOM	131.6	129.0	129.0	0.0	0.0
R1/1124	LIVINGROOM	627.3	627.2	626.7	0.5	0.1
R2/1124	LIVINGROOM	188.9	187.5	187.5	0.0	0.0
R3/1124	DINING	387.4	387.0	387.0	0.0	0.0
R4/1124	KITCHEN	168.2	164.9	164.6	0.2	0.1



NSL ANALYSIS

EUSTON TOWER, LONDON
EXISTING VS PROPOSED 260923

Room	Room Use	Whole Room sq ft	NSL			%Loss
			Existing sq ft	Proposed sq ft	Loss sq ft	
R1/241	ASSUMED	149.4	16.1	13.2	2.9	18.0
R2/241	ASSUMED	89.6	0.0	0.0	0.0	0.0
R3/241	ASSUMED	146.8	2.2	0.0	2.2	100.0
R4/241	ASSUMED	186.9	0.0	0.0	0.0	0.0
R5/241	ASSUMED	119.0	17.8	17.8	0.0	0.0
R7/241	ASSUMED	134.7	36.1	33.8	2.3	6.4
R8/241	ASSUMED	79.9	18.4	16.7	1.7	9.2
R9/241	ASSUMED	98.8	31.3	31.3	0.0	0.0
R10/241	ASSUMED	103.6	18.7	14.8	4.0	21.4
R11/241	ASSUMED	80.3	19.2	18.7	0.4	2.1
R12/241	ASSUMED	133.1	34.7	34.7	0.1	0.3
R13/241	ASSUMED	138.1	28.6	27.0	1.6	5.6
R14/241	ASSUMED	80.4	16.9	16.7	0.3	1.8
R15/241	ASSUMED	98.5	22.0	22.0	0.0	0.0
R16/241	ASSUMED	103.4	20.1	18.2	1.8	9.0
R17/241	ASSUMED	80.2	18.2	17.6	0.6	3.3
R18/241	ASSUMED	134.3	29.6	27.7	2.0	6.8
R1/242	ASSUMED	168.8	29.5	24.7	4.9	16.6
R2/242	ASSUMED	89.6	0.1	0.0	0.1	100.0
R3/242	ASSUMED	146.8	5.2	0.0	5.2	100.0
R4/242	ASSUMED	186.9	0.0	0.0	0.0	0.0
R5/242	ASSUMED	119.0	21.8	21.8	0.0	0.0
R6/242	ASSUMED	162.2	12.6	8.7	3.9	31.0
R8/242	ASSUMED	86.4	0.0	0.0	0.0	0.0
R9/242	ASSUMED	83.0	0.0	0.0	0.0	0.0
R11/242	ASSUMED	163.5	2.5	0.0	2.5	100.0
R12/242	ASSUMED	159.9	7.6	4.6	2.9	38.2
R14/242	ASSUMED	86.1	0.0	0.0	0.0	0.0
R15/242	ASSUMED	81.1	0.3	0.3	0.0	0.0
R17/242	ASSUMED	161.0	10.9	10.7	0.2	1.8
R1/243	ASSUMED	174.4	86.1	80.6	5.5	6.4
R2/243	ASSUMED	89.6	0.1	0.0	0.1	100.0
R3/243	ASSUMED	146.8	10.3	4.8	5.5	53.4
R4/243	ASSUMED	186.9	0.0	0.0	0.0	0.0
R5/243	ASSUMED	119.0	29.5	29.5	0.0	0.0
R6/243	ASSUMED	156.2	69.2	65.0	4.2	6.1
R9/243	ASSUMED	159.9	69.7	65.7	4.0	5.7
R10/243	ASSUMED	163.5	74.2	72.6	1.6	2.2
R13/243	ASSUMED	161.0	93.4	93.0	0.4	0.4
R1/244	ASSUMED	177.2	98.9	93.8	5.1	5.2
R2/244	ASSUMED	89.6	0.7	0.0	0.7	100.0



NSL ANALYSIS

EUSTON TOWER, LONDON
EXISTING VS PROPOSED 260923

Room	Room Use	Whole Room sq ft	NSL		Loss sq ft	%Loss
			Existing sq ft	Proposed sq ft		
R3/244	ASSUMED	146.8	16.5	11.1	5.4	32.7
R4/244	ASSUMED	186.9	0.0	0.0	0.0	0.0
R5/244	ASSUMED	119.0	58.6	58.6	0.0	0.0
R7/244	ASSUMED	132.1	73.7	70.5	3.2	4.3
R9/244	ASSUMED	173.1	95.2	94.5	0.7	0.7
R10/244	ASSUMED	159.9	82.8	78.8	3.9	4.7
R13/244	ASSUMED	161.0	101.1	100.6	0.5	0.5
R1/245	ASSUMED	149.4	76.7	68.9	7.7	10.0
R2/245	ASSUMED	89.6	56.3	50.1	6.1	10.8
R3/245	ASSUMED	146.8	94.3	88.6	5.7	6.0
R4/245	ASSUMED	186.9	0.0	0.0	0.0	0.0
R5/245	ASSUMED	119.0	70.5	70.5	0.0	0.0
R6/245	ASSUMED	75.4	75.3	75.3	0.0	0.0
R1/246	ASSUMED	149.4	109.6	109.6	0.0	0.0
R2/246	ASSUMED	89.6	61.0	54.5	6.5	10.7
R3/246	ASSUMED	146.8	111.9	109.1	2.9	2.6
R4/246	ASSUMED	186.9	14.4	13.5	0.9	6.3
R5/246	ASSUMED	119.0	88.8	88.8	0.0	0.0
R1/247	ASSUMED	120.9	77.1	70.5	6.6	8.6

1-6 Tolmers Square

R1/10	ASSUMED_LIVINGROOM	162.1	133.5	126.6	6.9	5.2
R2/10	ASSUMED_LIVINGROOM	162.1	129.9	127.5	2.4	1.8
R3/10	ASSUMED_LIVINGROOM	162.1	147.8	146.9	0.9	0.6
R4/10	ASSUMED	85.4	79.8	78.1	1.7	2.1
R5/10	ASSUMED_LIVINGROOM	162.1	148.9	148.1	0.8	0.5
R6/10	ASSUMED_LIVINGROOM	162.1	137.9	137.8	0.1	0.1
R7/10	ASSUMED_LIVINGROOM	162.1	153.8	153.3	0.4	0.3
R8/10	ASSUMED_LIVINGROOM	213.9	187.4	182.2	5.2	2.8
R9/10	ASSUMED	103.7	90.2	87.6	2.6	2.9
R10/10	ASSUMED	103.8	95.2	93.8	1.3	1.4
R1/11	ASSUMED_BEDROOM	134.8	109.5	102.4	7.2	6.6
R2/11	ASSUMED_BEDROOM	71.9	69.5	66.4	3.1	4.5
R3/11	ASSUMED_BEDROOM	71.9	69.8	67.2	2.6	3.7
R4/11	ASSUMED_BEDROOM	134.8	110.4	108.0	2.4	2.2
R5/11	ASSUMED_BEDROOM	134.8	116.6	115.2	1.4	1.2
R6/11	ASSUMED_BEDROOM	71.9	68.9	67.1	1.8	2.6
R7/11	ASSUMED_BEDROOM	71.9	68.4	66.8	1.5	2.2
R8/11	ASSUMED_BEDROOM	134.8	121.0	120.3	0.7	0.6
R9/11	ASSUMED_BEDROOM	134.8	114.2	112.0	2.2	1.9
R10/11	ASSUMED_BEDROOM	71.9	68.3	67.6	0.7	1.0



NSL ANALYSIS

EUSTON TOWER, LONDON
EXISTING VS PROPOSED 260923

Room	Room Use	Whole Room sq ft	NSL		Loss sq ft	%Loss
			Existing sq ft	Proposed sq ft		
R11/11	ASSUMED	78.8	72.0	70.9	1.2	1.7
R12/11	ASSUMED_BEDROOM	71.9	66.6	64.7	1.9	2.9
R13/11	ASSUMED_BEDROOM	134.8	111.5	108.2	3.2	2.9
R14/11	ASSUMED_BEDROOM	134.8	113.8	111.3	2.6	2.3
R15/11	ASSUMED_BEDROOM	71.9	69.3	67.6	1.8	2.6
R16/11	ASSUMED_BEDROOM	71.9	66.3	64.8	1.4	2.1
R17/11	ASSUMED_BEDROOM	188.8	157.3	150.4	6.9	4.4
R18/11	ASSUMED_BEDROOM	133.3	93.8	89.2	4.6	4.9
R19/11	ASSUMED_BEDROOM	64.0	62.4	62.4	0.0	0.0
R20/11	ASSUMED_BEDROOM	59.8	58.1	57.7	0.4	0.7
R21/11	ASSUMED_BEDROOM	124.1	110.9	110.9	0.0	0.0
R1/12	RECEPTION	194.0	184.5	180.4	4.1	2.2
R2/12	RECEPTION	186.9	177.5	174.0	3.4	1.9
R3/12	RECEPTION	186.8	178.6	177.6	0.9	0.5
R4/12	RECEPTION	186.6	176.2	172.1	4.1	2.3
R5/12	RECEPTION	169.3	158.6	153.1	5.4	3.4
R6/12	ASSUMED	77.9	68.2	66.9	1.4	2.1
R7/12	RECEPTION	186.6	166.1	162.5	3.7	2.2
R8/12	RECEPTION	186.8	174.8	172.7	2.1	1.2
R9/12	RECEPTION	253.7	224.1	216.1	8.0	3.6
R10/12	RECEPTION	151.4	103.2	93.0	10.2	9.9
R11/12	RECEPTION	150.9	117.5	117.5	0.0	0.0
R1/13	BEDROOM	164.3	131.2	124.7	6.5	5.0
R2/13	BEDROOM	65.2	63.2	62.4	0.9	1.4
R3/13	BEDROOM	65.2	63.3	63.1	0.3	0.5
R4/13	BEDROOM	139.9	118.4	113.2	5.2	4.4
R5/13	BEDROOM	140.0	118.1	114.0	4.1	3.5
R6/13	BEDROOM	65.2	63.3	62.9	0.4	0.6
R7/13	BEDROOM	65.2	62.9	62.0	0.9	1.4
R8/13	BEDROOM	156.9	123.8	119.1	4.7	3.8
R9/13	BEDROOM	140.0	116.9	111.6	5.2	4.4
R10/13	BEDROOM	73.3	70.4	69.1	1.3	1.8
R11/13	ASSUMED	66.2	60.2	59.4	0.8	1.3
R12/13	BEDROOM	48.7	46.1	45.8	0.2	0.4
R13/13	BEDROOM	156.9	124.4	120.8	3.6	2.9
R14/13	BEDROOM	140.0	107.8	105.9	1.9	1.8
R15/13	BEDROOM	73.3	69.8	68.1	1.8	2.6
R16/13	BEDROOM	48.7	47.8	47.5	0.2	0.4
R17/13	BEDROOM	156.9	130.3	128.2	2.1	1.6
R18/13	ASSUMED_BEDROOM	101.4	96.6	94.8	1.8	1.9
R19/13	ASSUMED_BEDROOM	93.1	85.5	84.1	1.4	1.6



NSL ANALYSIS

EUSTON TOWER, LONDON
EXISTING VS PROPOSED 260923

Room	Room Use	Whole Room sq ft	NSL		Loss sq ft	%Loss
			Existing sq ft	Proposed sq ft		

183 NORTH GOWER STREET

R1/740		102.3	81.4	81.4	0.0	0.0
R2/740		17.7	8.2	8.2	0.0	0.0
R3/740		61.1	37.5	37.5	0.0	0.0
R4/740		59.3	28.0	28.0	0.0	0.0
R1/741		102.3	79.1	79.1	0.0	0.0
R2/741		17.7	9.1	9.1	0.0	0.0
R3/741		61.1	48.5	48.5	0.0	0.0
R4/741		59.3	32.2	32.2	0.0	0.0
R1/742		102.3	86.0	86.0	0.0	0.0
R2/742		17.7	10.8	10.8	0.0	0.0
R3/742		61.1	44.9	44.9	0.0	0.0
R4/742		59.3	35.5	35.5	0.0	0.0
R1/743		102.3	90.0	90.0	0.0	0.0
R4/743		59.3	37.3	37.3	0.0	0.0
R1/794		17.7	14.8	14.8	0.0	0.0
R2/794		61.1	53.3	53.3	0.0	0.0

Euston Square Hotel

R1/800	HOTEL_BEDROOM	169.4	148.3	148.3	0.0	0.0
R2/800	HOTEL_BEDROOM	208.1	135.2	135.2	0.0	0.0
R1/801	HOTEL_BEDROOM	305.7	286.2	286.2	0.0	0.0
R2/801	HOTEL_BEDROOM	313.4	283.2	283.2	0.0	0.0
R3/801	HOTEL_BEDROOM	309.8	290.0	289.3	0.7	0.2
R4/801	HOTEL_BEDROOM	227.4	199.1	197.9	1.2	0.6
R5/801	HOTEL_BEDROOM	188.3	174.1	173.0	1.0	0.6
R1/802	HOTEL_BEDROOM	305.7	220.7	220.7	0.0	0.0
R2/802	HOTEL_BEDROOM	313.4	286.9	286.9	0.0	0.0
R3/802	HOTEL_BEDROOM	309.8	294.0	293.0	1.0	0.3
R4/802	HOTEL_BEDROOM	227.4	200.4	200.0	0.4	0.2
R5/802	HOTEL_BEDROOM	188.3	121.0	121.0	0.0	0.0
R1/803	HOTEL_BEDROOM	265.6	261.4	261.4	0.0	0.0
R2/803	HOTEL_BEDROOM	310.3	284.0	284.0	0.0	0.0
R3/803	HOTEL_BEDROOM	291.0	274.6	274.1	0.5	0.2
R4/803	HOTEL_BEDROOM	227.4	200.1	199.7	0.4	0.2
R5/803	HOTEL_BEDROOM	188.3	174.5	174.4	0.1	0.1
R3/804	HOTEL_BEDROOM	291.0	281.3	280.8	0.5	0.2
R4/804	HOTEL_BEDROOM	227.4	200.9	200.7	0.2	0.1
R5/804	HOTEL_BEDROOM	188.3	175.1	175.1	0.0	0.0



NSL ANALYSIS

EUSTON TOWER, LONDON
EXISTING VS PROPOSED 260923

Room	Room Use	Whole Room sq ft	NSL		Loss sq ft	%Loss
			Existing sq ft	Proposed sq ft		

Warren Court, Euston Road

R1/201	STUDIO	477.6	368.9	349.9	19.1	5.2
R2/201	STUDIO	175.7	172.4	169.8	2.5	1.5
R3/201	KITCHEN	35.1	33.1	33.1	0.0	0.0
R5/201	BEDROOM	134.9	131.3	127.9	3.4	2.6
R6/201	LKD	209.4	171.6	165.4	6.3	3.7
R7/201	BEDROOM	129.7	127.6	127.6	0.0	0.0
R8/201	BEDROOM	114.1	113.5	113.5	0.0	0.0
R11/201	KITCHEN	50.3	0.0	0.0	0.0	0.0
R1/202	KD	315.5	290.1	273.9	16.2	5.6
R2/202	STUDIO	175.7	172.4	170.5	1.9	1.1
R3/202	KITCHEN	35.1	33.1	33.1	0.0	0.0
R6/202	KITCHEN	55.9	44.9	39.6	5.3	11.8
R7/202	STUDIO	237.4	185.4	180.0	5.5	3.0
R8/202	RECEPTION	201.7	199.5	199.3	0.3	0.2
R11/202	KITCHEN	50.3	5.6	5.6	0.0	0.0
R1/203	RECEPTION	238.3	229.2	219.5	9.7	4.2
R2/203	STUDIO	175.7	171.5	169.5	1.9	1.1
R3/203	KITCHEN	35.1	33.1	33.1	0.0	0.0
R6/203	KITCHEN	55.9	44.9	39.8	5.0	11.1
R7/203	STUDIO	232.6	226.1	225.7	0.4	0.2
R10/203	KITCHEN	50.3	9.6	9.6	0.0	0.0
R11/203	BEDROOM	121.6	39.1	39.1	0.0	0.0
R1/204	RECEPTION	238.3	230.3	220.6	9.8	4.3
R2/204	STUDIO	175.7	172.4	170.5	1.9	1.1
R3/204	KITCHEN	35.1	33.2	33.2	0.0	0.0
R6/204	KITCHEN	55.9	44.9	39.8	5.0	11.1
R7/204	STUDIO	232.6	227.0	225.8	1.1	0.5
R10/204	KITCHEN	50.3	24.9	24.9	0.0	0.0
R11/204	BEDROOM	121.6	65.0	65.0	0.0	0.0
R1/205	RECEPTION	238.3	230.3	220.5	9.9	4.3
R2/205	STUDIO	175.7	172.4	170.0	2.4	1.4
R3/205	KITCHEN	35.1	33.1	33.1	0.0	0.0
R6/205	KITCHEN	55.9	44.9	39.0	5.8	12.9
R7/205	STUDIO	232.6	227.0	225.7	1.2	0.5
R10/205	KITCHEN	50.3	47.4	44.9	2.5	5.3
R11/205	BEDROOM	121.6	118.4	115.9	2.5	2.1
R2/206	BEDROOM	136.0	128.7	128.7	0.0	0.0

301-305 Euston Road & 69-70 Warren Street



NSL ANALYSIS

EUSTON TOWER, LONDON
EXISTING VS PROPOSED 260923

Room	Room Use	Whole Room sq ft	NSL		Loss sq ft	%Loss
			Existing sq ft	Proposed sq ft		
R5/483	ASSUMED_HALF_DEPTH	281.0	246.4	236.0	10.4	4.2
R1/484	ASSUMED	119.1	100.5	98.2	2.3	2.3

Lizmans House, 321 Euston Road

R1/431	ASSUMED	147.4	118.4	118.4	0.0	0.0
R2/431	LD	162.6	124.8	124.8	0.0	0.0
R3/431	BEDROOM	52.0	50.5	50.5	0.0	0.0
R4/431	BEDROOM	126.0	111.4	110.5	0.9	0.8
R5/431	ASSUMED	97.7	79.7	79.4	0.3	0.4
R6/431	ASSUMED	148.7	136.7	136.7	0.0	0.0
R7/431	ASSUMED	149.3	96.7	96.5	0.2	0.2
R1/432	ASSUMED	147.4	123.7	123.7	0.0	0.0
R2/432	LD	162.6	132.1	132.1	0.0	0.0
R3/432	BEDROOM	52.0	50.6	50.6	0.0	0.0
R4/432	BEDROOM	126.0	114.7	113.8	0.9	0.8
R5/432	ASSUMED	97.7	84.3	83.9	0.4	0.5
R6/432	ASSUMED	148.7	141.9	141.9	0.0	0.0
R7/432	ASSUMED	149.3	109.6	109.4	0.2	0.2
R1/433	ASSUMED	147.4	134.3	134.3	0.0	0.0
R2/433	LD	162.6	147.1	147.1	0.0	0.0
R3/433	BEDROOM	52.0	50.6	50.6	0.0	0.0
R4/433	BEDROOM	126.0	119.6	118.8	0.9	0.8
R5/433	ASSUMED	97.7	92.1	91.7	0.4	0.4
R6/433	ASSUMED	148.7	145.9	145.9	0.0	0.0
R7/433	ASSUMED	149.3	119.4	119.1	0.3	0.3
R1/434	ASSUMED	147.4	144.8	144.8	0.0	0.0
R2/434	ASSUMED	151.6	150.4	150.4	0.0	0.0
R3/434	ASSUMED	100.6	98.2	98.2	0.0	0.0
R4/434	ASSUMED	132.9	130.5	130.1	0.4	0.3
R5/434	ASSUMED	97.7	96.2	95.8	0.4	0.4
R6/434	ASSUMED	148.7	148.1	148.1	0.0	0.0
R7/434	ASSUMED	149.3	130.4	130.1	0.4	0.3
R1/435	ASSUMED	147.4	146.6	146.6	0.0	0.0
R2/435	LD	202.5	184.2	184.2	0.0	0.0
R3/435	BEDROOM	65.3	62.6	62.5	0.1	0.2
R4/435	BEDROOM	56.1	55.1	55.1	0.0	0.0
R5/435	BEDROOM	102.3	93.7	90.0	3.7	3.9
R6/435	ASSUMED	148.7	148.2	148.2	0.0	0.0
R7/435	ASSUMED	149.3	141.9	141.5	0.4	0.3
R1/436	ASSUMED	147.4	146.9	146.9	0.0	0.0
R2/436	ASSUMED	151.6	150.9	150.9	0.0	0.0



NSL ANALYSIS

EUSTON TOWER, LONDON
EXISTING VS PROPOSED 260923

Room	Room Use	Whole Room sq ft	NSL		Loss sq ft	%Loss
			Existing sq ft	Proposed sq ft		
R3/436	ASSUMED	100.6	99.0	99.0	0.0	0.0
R4/436	ASSUMED	132.9	130.9	130.5	0.4	0.3
R5/436	ASSUMED	97.7	96.4	96.0	0.4	0.4
R6/436	ASSUMED	148.7	148.2	148.2	0.0	0.0
R7/436	ASSUMED	149.3	148.5	148.5	0.0	0.0

56 Warren Street (Assumed windows)

R2/631	KITCHEN	114.1	97.3	97.3	0.1	0.1
R2/632	KITCHEN	114.1	103.2	102.7	0.5	0.5
R2/633	KITCHEN	114.1	70.3	69.4	0.9	1.3

57 Warren Street (Assumed windows)

R1/621	BEDROOM	266.4	183.0	182.7	0.3	0.2
R1/622	LIVINGROOM	334.6	228.5	227.8	0.7	0.3
R1/623	BEDROOM	110.3	65.9	64.9	1.0	1.5
R2/623	BEDROOM	136.2	65.5	65.0	0.4	0.6

58 Warren Street (Assumed windows)

R1/611	ASSUMED_BEDROOM	259.8	177.6	177.6	0.0	0.0
R1/612	ASSUMED_LIVINGROOM	325.9	220.0	219.8	0.1	0.0
R1/613	ASSUMED_BEDROOM	102.9	59.6	59.6	0.0	0.0
R2/613	ASSUMED_BEDROOM	135.5	63.0	63.0	0.0	0.0

59 Warren Street

R1/161	STUDIO	244.8	134.8	134.8	0.0	0.0
R1/162	LIVINGROOM	266.4	128.2	127.9	0.3	0.2
R1/163	BEDROOM	114.3	29.3	29.1	0.3	1.0
R2/163	BEDROOM	81.2	35.4	35.1	0.3	0.8
R1/164	ASSUMED	65.0	63.3	63.3	0.0	0.0

60-61 Warren Street

R1/151	BEDROOM	158.8	65.2	65.2	0.0	0.0
R2/151	BEDROOM	124.6	30.1	30.1	0.0	0.0
R3/151	KITCHEN	75.8	18.7	18.7	0.0	0.0
R1/152	BEDROOM	83.4	24.7	24.4	0.3	1.2
R2/152	BEDROOM	72.0	21.6	21.6	0.0	0.0
R3/152	BEDROOM	124.6	27.6	27.3	0.3	1.1



NSL ANALYSIS

EUSTON TOWER, LONDON
EXISTING VS PROPOSED 260923

Room	Room Use	Whole Room sq ft	NSL		Loss sq ft	%Loss
			Existing sq ft	Proposed sq ft		
R4/152	KITCHEN	75.8	18.0	18.0	0.0	0.0
R1/153	ASSUMED	83.4	22.1	22.1	0.0	0.0
R2/153	ASSUMED	72.0	19.2	19.2	0.0	0.0
R3/153	ASSUMED	124.6	24.5	24.2	0.3	1.2
R4/153	ASSUMED	75.8	15.2	15.2	0.0	0.0
R1/154	ASSUMED	225.3	138.3	136.3	2.0	1.4

62 Warren Street

R1/140	BEDROOM	156.3	38.6	38.6	0.0	0.0
R1/141	LIVINGROOM	158.4	50.6	50.1	0.5	1.0
R1/142	LIVINGROOM	265.6	48.1	47.6	0.5	1.0
R1/143	BEDROOM	104.8	22.0	22.0	0.0	0.0
R2/143	BEDROOM	76.2	15.1	14.8	0.3	2.0
R1/144	ASSUMED	58.3	54.6	52.0	2.6	4.8

63-68 Warren Street

R1/129	BEDROOM	107.4	4.4	4.4	0.0	0.0
R2/129	BEDROOM	104.9	4.1	4.1	0.0	0.0
R1/130	ASSUMED	223.2	31.7	31.7	0.0	0.0
R2/130	ASSUMED	233.8	38.2	38.2	0.0	0.0
R3/130	ASSUMED	249.0	40.2	40.2	0.0	0.0
R4/130	ASSUMED	248.4	41.4	41.4	0.0	0.0
R5/130	KD	167.5	24.3	24.3	0.0	0.0
R6/130	KD	167.5	22.9	22.9	0.0	0.0
R1/131	ASSUMED	223.2	62.4	60.2	2.2	3.5
R2/131	ASSUMED	233.8	64.9	64.9	0.0	0.0
R3/131	ASSUMED	249.0	71.1	70.2	0.9	1.3
R4/131	ASSUMED	248.4	71.2	71.2	0.0	0.0
R5/131	BEDROOM	93.1	25.5	25.5	0.0	0.0
R7/131	BEDROOM	92.4	25.7	25.7	0.0	0.0
R1/132	ASSUMED	223.2	79.7	75.7	4.0	5.0
R2/132	ASSUMED	233.8	87.0	87.0	0.0	0.0
R3/132	ASSUMED	249.0	86.8	86.8	0.0	0.0
R4/132	ASSUMED	248.4	78.8	78.6	0.2	0.3
R5/132	KD	185.3	69.7	69.7	0.0	0.0
R6/132	KD	184.2	67.6	66.9	0.7	1.0
R1/133	ASSUMED	223.2	135.9	125.4	10.4	7.7
R2/133	ASSUMED	233.8	102.8	102.8	0.0	0.0
R3/133	ASSUMED	249.0	78.3	78.1	0.2	0.3
R4/133	ASSUMED	248.4	66.8	65.9	1.0	1.5



NSL ANALYSIS

EUSTON TOWER, LONDON
EXISTING VS PROPOSED 260923

Room	Room Use	Whole Room sq ft	NSL		Loss sq ft	%Loss
			Existing sq ft	Proposed sq ft		

R5/133	BEDROOM	159.7	63.6	63.6	0.0	0.0
R6/133	BEDROOM	159.9	61.8	61.6	0.2	0.3

71 Warren Street

R1/171	ASSUMED	235.1	9.9	9.9	0.0	0.0
R1/172	ASSUMED	235.1	24.4	23.7	0.6	2.5
R1/173	ASSUMED	235.1	88.9	86.4	2.6	2.9

The Grafton Hotel, Tottenham Court Road

R1/1061		415.3	408.3	407.5	0.8	0.2
R2/1061		160.7	117.2	109.2	7.9	6.7
R3/1061		144.7	133.8	133.4	0.3	0.2
R4/1061		191.4	181.5	181.5	0.0	0.0
R5/1061		109.1	90.0	90.0	0.0	0.0
R6/1061		100.5	86.5	86.0	0.6	0.7
R9/1061		119.3	103.6	102.1	1.5	1.4
R10/1061		33.8	33.6	33.6	0.0	0.0
R11/1061		123.2	112.6	101.9	10.8	9.6
R1/1062		442.8	442.1	442.1	0.0	0.0
R2/1062		160.7	135.6	129.3	6.3	4.6
R3/1062		143.5	134.6	134.6	0.0	0.0
R4/1062		152.6	144.9	144.9	0.0	0.0
R5/1062		109.1	87.6	87.4	0.2	0.2
R6/1062		100.5	85.9	85.7	0.2	0.2
R9/1062		119.3	106.2	104.2	2.0	1.9
R10/1062		33.8	33.6	33.6	0.0	0.0
R11/1062		123.2	110.0	99.3	10.7	9.7
R1/1063		412.2	411.9	411.9	0.0	0.0
R2/1063		216.3	171.0	165.3	5.8	3.4
R3/1063		155.7	146.2	146.2	0.0	0.0
R4/1063		117.0	99.9	99.6	0.2	0.2
R5/1063		89.5	86.9	86.9	0.0	0.0
R6/1063		108.2	99.3	98.6	0.7	0.7
R7/1063		96.9	92.9	89.4	3.5	3.8
R10/1063		119.3	118.7	118.7	0.0	0.0
R12/1063		123.2	121.6	121.4	0.1	0.1
R1/1064		409.7	394.7	394.7	0.0	0.0
R2/1064		175.2	167.8	166.5	1.3	0.8
R3/1064		103.2	102.9	102.5	0.4	0.4
R4/1064		91.3	81.5	80.9	0.6	0.7



NSL ANALYSIS

EUSTON TOWER, LONDON
EXISTING VS PROPOSED 260923

Room	Room Use	Whole Room sq ft	NSL		Loss sq ft	%Loss
			Existing sq ft	Proposed sq ft		
R5/1064		73.6	70.1	70.0	0.0	0.0
R6/1064		109.1	108.5	108.5	0.0	0.0
R7/1064		68.2	66.8	66.8	0.0	0.0
R8/1064		49.5	46.4	46.2	0.2	0.4
R9/1064		176.8	162.3	159.6	2.8	1.7
R10/1064		153.2	140.9	140.5	0.4	0.3
R1/1065		246.8	189.9	188.9	1.0	0.5
R2/1065		128.7	122.7	122.5	0.2	0.2
R3/1065		137.6	134.8	134.8	0.0	0.0
R4/1065		109.6	97.9	93.7	4.2	4.3
R5/1065		157.5	53.8	52.0	1.8	3.3
R6/1065		258.0	244.5	244.5	0.0	0.0

9 Warren Street

R2/1041	KITCHEN	92.2	69.0	68.6	0.4	0.6
---------	---------	------	------	------	-----	-----

10 Warren Street

R2/1031	KITCHEN	92.2	74.9	72.7	2.2	2.9
---------	---------	------	------	------	-----	-----

11 Warren Street

R2/1021	KITCHEN	92.2	83.8	79.8	4.0	4.8
---------	---------	------	------	------	-----	-----

12 Warren Street

R2/1011	KITCHEN	92.2	86.4	83.6	2.7	3.1
---------	---------	------	------	------	-----	-----

13-14 Warren Street & 118-120 Whitfield Street

R1/1001	ASSUMED	317.0	302.5	302.5	0.0	0.0
R2/1001	ASSUMED	214.0	184.3	181.8	2.5	1.4
R3/1001	ASSUMED	198.7	169.8	167.2	2.5	1.5
R1/1002	ASSUMED	317.0	308.5	308.3	0.2	0.1
R2/1002	ASSUMED	214.0	204.1	200.0	4.1	2.0
R3/1002	ASSUMED	198.7	185.8	182.7	3.1	1.7
R1/1003	ASSUMED	271.5	245.0	243.6	1.3	0.5
R2/1003	ASSUMED	199.6	177.6	177.1	0.4	0.2
R3/1003	ASSUMED	180.6	163.0	158.9	4.1	2.5

15 Warren Street & 161 Whitfield Street



NSL ANALYSIS

EUSTON TOWER, LONDON
EXISTING VS PROPOSED 260923

Room	Room Use	Whole Room sq ft	NSL		Loss sq ft	%Loss
			Existing sq ft	Proposed sq ft		
R1/1502	ASSUMED_RESI	143.6	137.1	137.0	0.1	0.1
R2/1502	ASSUMED_RESI	115.3	114.4	114.4	0.0	0.0
R3/1502	ASSUMED_RESI	127.0	119.2	118.3	0.9	0.8
R1/1503	ASSUMED_RESI	143.6	137.0	136.8	0.2	0.1
R2/1503	ASSUMED_RESI	115.3	114.4	114.4	0.0	0.0
R3/1503	ASSUMED_RESI	127.0	118.4	117.3	1.1	0.9
R1/1601	ASSUMED	112.3	90.0	90.0	0.0	0.0
R2/1601	ASSUMED	93.4	81.8	81.8	0.0	0.0
R1/1602	ASSUMED	112.3	110.1	110.1	0.1	0.1
R2/1602	ASSUMED	93.4	92.3	92.3	0.0	0.0
R1/1603	LIVINGROOM	206.8	203.1	202.9	0.2	0.1
R1/1604	UNKNOWN	37.2	35.4	35.4	0.0	0.0
R3/1604	UNKNOWN	210.6	209.9	209.9	0.0	0.0

16 Warren Street

R1/1709	BEDROOM_ASSUMED	143.0	73.8	73.8	0.0	0.0
R2/1710	BEDROOM_ASSUMED	143.0	106.0	106.0	0.0	0.0
R1/1711	ASSUMED	202.5	201.1	201.1	0.0	0.0
R1/1712	ASSUMED	202.5	201.1	201.1	0.0	0.0
R1/1713	BEDROOM	202.5	199.5	199.5	0.0	0.0
R1/1714	LKD	253.9	253.9	253.9	0.0	0.0

17 Warren Street

R1/1719	BEDROOM_ASSUMED	180.5	91.1	91.1	0.0	0.0
R1/1720	BEDROOM_ASSUMED	180.5	112.1	112.1	0.0	0.0
R1/1721	ASSUMED	237.7	235.0	235.0	0.0	0.0
R1/1722	ASSUMED	237.7	235.0	235.0	0.0	0.0
R1/1723	BEDROOM	173.2	171.7	171.7	0.0	0.0
R2/1723	BEDROOM	102.2	100.8	100.8	0.0	0.0
R1/1724	LKD	368.9	368.9	368.9	0.0	0.0

Duchess House, 18-19 Warren Street

R1/1731	ASSUMED	226.7	223.8	223.8	0.0	0.0
R2/1731	LKD	205.8	205.3	205.3	0.0	0.0
R1/1732	ASSUMED	226.7	223.8	223.8	0.0	0.0
R2/1732	LKD	205.8	205.4	205.4	0.0	0.0
R1/1733	ASSUMED	226.7	223.8	223.8	0.0	0.0
R2/1733	ASSUMED	219.6	219.2	219.2	0.0	0.0



NSL ANALYSIS

EUSTON TOWER, LONDON
EXISTING VS PROPOSED 260923

Room	Room Use	Whole Room sq ft	NSL			%Loss
			Existing sq ft	Proposed sq ft	Loss sq ft	
R1/1734	BEDROOM	183.6	183.6	183.6	0.0	0.0
R2/1734	BEDROOM	147.0	147.0	147.0	0.0	0.0
R3/1734	BEDROOM	273.6	273.6	273.6	0.0	0.0



SUNLIGHT ANALYSIS

EUSTON TOWER, LONDON
EXISTING VS PROPOSED 260923

APSH

Room	Window	Room Use	Window				Winter %Loss	Annual %Loss	Room				Winter %Loss	Annual %Loss
			Existing		Proposed				Existing		Proposed			
			Winter APSH	Annual APSH	Winter APSH	Annual APSH			Winter APSH	Annual APSH	Winter APSH	Annual APSH		

17 to 33 William Road

R4/111	W5/111	LD	3	8	3	8	0.0	0.0	3	8	3	8	0.0	0.0
R5/111	W6/111	LD	6	13	5	12	16.7	7.7						
R5/111	W7/111	LD	8	15	7	14	12.5	6.7	9	18	8	17	11.1	5.6
R8/111	W10/111	LD	6	9	6	9	0.0	0.0	6	9	6	9	0.0	0.0
R10/111	W12/111	LD	8	14	8	14	0.0	0.0						
R10/111	W13/111	LD	11	30	11	30	0.0	0.0	11	30	11	30	0.0	0.0
R11/111	W14/111	LD	9	21	9	21	0.0	0.0	9	21	9	21	0.0	0.0
R15/111	W19/111	LD	4	8	4	8	0.0	0.0						
R15/111	W20/111	LD	3	5	3	5	0.0	0.0	4	8	4	8	0.0	0.0
R16/111	W18/111	LD	4	8	4	8	0.0	0.0	4	8	4	8	0.0	0.0
R4/112	W5/112	LD	4	10	4	10	0.0	0.0	4	10	4	10	0.0	0.0
R5/112	W6/112	LD	8	16	7	15	12.5	6.3						
R5/112	W7/112	LD	9	16	8	15	11.1	6.3	11	21	10	20	9.1	4.8
R8/112	W11/112	LD	6	10	6	10	0.0	0.0	6	10	6	10	0.0	0.0



SUNLIGHT ANALYSIS

EUSTON TOWER, LONDON
EXISTING VS PROPOSED 260923

APSH

Room	Window	Room Use	Window				Winter %Loss	Annual %Loss	Room				Winter %Loss	Annual %Loss
			Existing		Proposed				Existing		Proposed			
			Winter APSH	Annual APSH	Winter APSH	Annual APSH			Winter APSH	Annual APSH	Winter APSH	Annual APSH		
R10/112	W12/112	LD	8	14	8	14	0.0	0.0						
R10/112	W13/112	LD	11	30	11	30	0.0	0.0	11	30	11	30	0.0	0.0
R11/112	W14/112	LD	12	26	12	26	0.0	0.0	12	26	12	26	0.0	0.0
R15/112	W19/112	LD	12	17	12	17	0.0	0.0						
R15/112	W20/112	LD	9	12	9	12	0.0	0.0	12	17	12	17	0.0	0.0
R16/112	W18/112	LD	11	16	11	16	0.0	0.0	11	16	11	16	0.0	0.0
R4/113	W5/113	LD	6	14	6	14	0.0	0.0	6	14	6	14	0.0	0.0
R5/113	W6/113	LD	8	16	7	15	12.5	6.3						
R5/113	W7/113	LD	9	16	8	15	11.1	6.3	11	21	10	20	9.1	4.8
R8/113	W11/113	LD	8	12	8	12	0.0	0.0	8	12	8	12	0.0	0.0
R10/113	W12/113	LD	8	18	8	18	0.0	0.0						
R10/113	W13/113	LD	12	34	11	33	8.3	2.9	12	34	11	33	8.3	2.9
R11/113	W14/113	LD	13	31	13	31	0.0	0.0	13	31	13	31	0.0	0.0
R15/113	W19/113	LD	14	19	14	19	0.0	0.0						
R15/113	W20/113	LD	10	14	10	14	0.0	0.0	15	21	15	21	0.0	0.0
R16/113	W18/113	LD	13	18	13	18	0.0	0.0	13	18	13	18	0.0	0.0



SUNLIGHT ANALYSIS

EUSTON TOWER, LONDON
EXISTING VS PROPOSED 260923

APSH

Room	Window	Room Use	Window				Winter %Loss	Annual %Loss	Room				Winter %Loss	Annual %Loss
			Existing		Proposed				Existing		Proposed			
			Winter APSH	Annual APSH	Winter APSH	Annual APSH			Winter APSH	Annual APSH	Winter APSH	Annual APSH		
R4/114	W5/114	LD	6	14	6	14	0.0	0.0	6	14	6	14	0.0	0.0
R5/114	W6/114	LD	9	18	8	17	11.1	5.6						
R5/114	W7/114	LD	9	16	8	15	11.1	6.3	12	23	11	22	8.3	4.3
R8/114	W11/114	LD	9	14	8	13	11.1	7.1	9	14	8	13	11.1	7.1
R10/114	W12/114	LD	11	24	11	24	0.0	0.0						
R10/114	W13/114	LD	13	42	12	41	7.7	2.4	13	42	12	41	7.7	2.4
R11/114	W14/114	LD	13	33	13	33	0.0	0.0	13	33	13	33	0.0	0.0
R15/114	W19/114	LD	16	22	16	22	0.0	0.0						
R15/114	W20/114	LD	11	15	11	15	0.0	0.0	16	23	16	23	0.0	0.0
R16/114	W18/114	LD	15	20	15	20	0.0	0.0	15	20	15	20	0.0	0.0
R4/115	W5/115	LD	7	7	7	7	0.0	0.0	7	7	7	7	0.0	0.0
R5/115	W6/115	LD	10	10	9	9	10.0	10.0						
R5/115	W7/115	LD	8	8	7	7	12.5	12.5	11	11	10	10	9.1	9.1
R8/115	W11/115	LD	16	59	15	58	6.3	1.7	16	59	15	58	6.3	1.7
R10/115	W12/115	LD	12	42	12	42	0.0	0.0						



SUNLIGHT ANALYSIS

EUSTON TOWER, LONDON
EXISTING VS PROPOSED 260923

APSH

Room	Window	Room Use	Window				Winter %Loss	Annual %Loss	Room				Winter %Loss	Annual %Loss
			Existing		Proposed				Existing		Proposed			
			Winter APSH	Annual APSH	Winter APSH	Annual APSH			Winter APSH	Annual APSH	Winter APSH	Annual APSH		
R10/115	W13/115	LD	13	50	12	49	7.7	2.0	13	50	12	49	7.7	2.0
R11/115	W14/115	LD	16	54	16	54	0.0	0.0	16	54	16	54	0.0	0.0
R15/115	W19/115	LD	16	47	16	47	0.0	0.0						
R15/115	W20/115	LD	11	37	11	37	0.0	0.0	16	53	16	53	0.0	0.0
R16/115	W18/115	LD	17	43	16	42	5.9	2.3	17	43	16	42	5.9	2.3
R4/116	W4/116	LKD?	20	46	18	44	10.0	4.3						
R4/116	W5/116	LKD?	0	18	0	18	-	0.0	20	63	18	61	10.0	3.2

Schafer House, University College

R1/120	W1/120		1	13	1	13	0.0	0.0	1	13	1	13	0.0	0.0
R2/120	W2/120		1	17	1	17	0.0	0.0	1	17	1	17	0.0	0.0
R3/120	W3/120		0	15	0	15	-	0.0	0	15	0	15	-	0.0
R4/120	W4/120		2	27	2	27	0.0	0.0						
R4/120	W5/120		0	19	0	19	-	0.0	2	30	2	30	0.0	0.0
R5/120	W6/120		2	36	2	36	0.0	0.0						
R5/120	W7/120		2	38	2	38	0.0	0.0	2	38	2	38	0.0	0.0



SUNLIGHT ANALYSIS

EUSTON TOWER, LONDON
EXISTING VS PROPOSED 260923

APSH

Room	Window	Room Use	Window				Winter %Loss	Annual %Loss	Room				Winter %Loss	Annual %Loss
			Existing		Proposed				Existing		Proposed			
			Winter APSH	Annual APSH	Winter APSH	Annual APSH			Winter APSH	Annual APSH	Winter APSH	Annual APSH		
R6/120	W8/120		2	43	2	43	0.0	0.0						
R6/120	W9/120		2	46	2	46	0.0	0.0	2	46	2	46	0.0	0.0
R7/120	W10/120		4	49	4	49	0.0	0.0	4	49	4	49	0.0	0.0
R1/121	W1/121		1	18	1	18	0.0	0.0	1	18	1	18	0.0	0.0
R2/121	W2/121		1	22	1	22	0.0	0.0	1	22	1	22	0.0	0.0
R3/121	W3/121		1	21	1	21	0.0	0.0	1	21	1	21	0.0	0.0
R4/121	W4/121		3	35	3	35	0.0	0.0						
R4/121	W5/121		1	29	1	29	0.0	0.0	4	40	4	40	0.0	0.0
R5/121	W6/121		2	44	2	43	0.0	2.3						
R5/121	W7/121		3	48	3	48	0.0	0.0	3	49	3	48	0.0	2.0
R6/121	W8/121		3	52	3	52	0.0	0.0						
R6/121	W9/121		3	52	3	52	0.0	0.0	3	53	3	53	0.0	0.0
R7/121	W10/121		4	52	4	52	0.0	0.0	4	52	4	52	0.0	0.0
R1/122	W1/122		2	28	2	28	0.0	0.0	2	28	2	28	0.0	0.0
R2/122	W2/122		4	39	4	39	0.0	0.0	4	39	4	39	0.0	0.0



SUNLIGHT ANALYSIS

EUSTON TOWER, LONDON
EXISTING VS PROPOSED 260923

APSH

Room	Window	Room Use	Window				Winter %Loss	Annual %Loss	Room				Winter %Loss	Annual %Loss
			Existing		Proposed				Existing		Proposed			
			Winter APSH	Annual APSH	Winter APSH	Annual APSH			Winter APSH	Annual APSH	Winter APSH	Annual APSH		
R3/122	W3/122		5	40	5	40	0.0	0.0	5	40	5	40	0.0	0.0
R4/122	W4/122		7	49	7	49	0.0	0.0						
R4/122	W5/122		3	39	3	39	0.0	0.0	7	51	7	51	0.0	0.0
R5/122	W6/122		5	55	5	54	0.0	1.8						
R5/122	W7/122		6	57	6	56	0.0	1.8	6	57	6	56	0.0	1.8
R6/122	W8/122		7	58	7	57	0.0	1.7						
R6/122	W9/122		7	59	7	58	0.0	1.7	7	59	7	58	0.0	1.7
R7/122	W10/122		8	60	8	59	0.0	1.7	8	60	8	59	0.0	1.7
R1/123	W1/123		8	51	8	51	0.0	0.0	8	51	8	51	0.0	0.0
R2/123	W2/123		10	62	10	62	0.0	0.0	10	62	10	62	0.0	0.0
R3/123	W3/123		9	57	9	57	0.0	0.0	9	57	9	57	0.0	0.0
R4/123	W4/123		10	62	10	62	0.0	0.0						
R4/123	W5/123		8	50	8	50	0.0	0.0	10	62	10	62	0.0	0.0
R5/123	W6/123		8	60	8	59	0.0	1.7						
R5/123	W7/123		8	59	8	58	0.0	1.7	8	60	8	59	0.0	1.7
R6/123	W8/123		9	60	9	59	0.0	1.7						



SUNLIGHT ANALYSIS

EUSTON TOWER, LONDON
EXISTING VS PROPOSED 260923

APSH

Room	Window	Room Use	Window				Winter %Loss	Annual %Loss	Room				Winter %Loss	Annual %Loss
			Existing		Proposed				Existing		Proposed			
			Winter APSH	Annual APSH	Winter APSH	Annual APSH			Winter APSH	Annual APSH	Winter APSH	Annual APSH		
R6/123	W9/123		9	62	9	61	0.0	1.6	9	62	9	61	0.0	1.6
R7/123	W10/123		9	61	9	60	0.0	1.6	9	61	9	60	0.0	1.6
R1/180	W1/180	LKD	0	6	0	6	-	0.0	0	6	0	6	-	0.0
R1/181	W1/181	LKD	0	10	0	10	-	0.0	0	10	0	10	-	0.0
R1/182	W1/182	LKD	0	16	0	16	-	0.0	0	16	0	16	-	0.0
R1/183	W1/183	LKD	0	26	0	25	-	3.8	0	26	0	25	-	3.8
R1/184	W1/184	LKD	1	33	1	32	0.0	3.0	1	33	1	32	0.0	3.0
R1/185	W1/185	LKD	3	38	3	38	0.0	0.0	3	38	3	38	0.0	0.0
R1/186	W1/186	LKD	10	49	10	49	0.0	0.0	10	49	10	49	0.0	0.0
R1/211	W1/211	LKD	4	32	4	32	0.0	0.0	4	32	4	32	0.0	0.0
R12/211	W12/211	LKD	4	29	4	27	0.0	6.9	4	29	4	27	0.0	6.9
R1/212	W1/212	LKD	5	35	5	35	0.0	0.0	5	35	5	35	0.0	0.0
R12/212	W212/212	LKD	4	30	4	29	0.0	3.3	4	30	4	29	0.0	3.3



SUNLIGHT ANALYSIS

EUSTON TOWER, LONDON
EXISTING VS PROPOSED 260923

APSH

Room	Window	Room Use	Window				Winter %Loss	Annual %Loss	Room				Winter %Loss	Annual %Loss
			Existing		Proposed				Existing		Proposed			
			Winter APSH	Annual APSH	Winter APSH	Annual APSH			Winter APSH	Annual APSH	Winter APSH	Annual APSH		
R1/213	W1/213	LKD	5	37	5	37	0.0	0.0	5	37	5	37	0.0	0.0
R12/213	W12/213	LKD	4	32	4	32	0.0	0.0	4	32	4	32	0.0	0.0
R1/214	W1/214	LKD	6	38	6	38	0.0	0.0	6	38	6	38	0.0	0.0
R12/214	W12/214	LKD	4	36	4	35	0.0	2.8	4	36	4	35	0.0	2.8
R1/215	W1/215	LKD	7	42	7	41	0.0	2.4	7	42	7	41	0.0	2.4
R12/215	W12/215	LKD	4	37	4	35	0.0	5.4	4	37	4	35	0.0	5.4
R1/216	W1/216	LKD	7	46	7	45	0.0	2.2	7	46	7	45	0.0	2.2
R12/216	W12/216	LKD	5	40	5	37	0.0	7.5	5	40	5	37	0.0	7.5
R1/217	W1/217	KD	7	44	7	43	0.0	2.3	7	44	7	43	0.0	2.3
R8/217	W8/217	KD	4	38	4	35	0.0	7.9	4	38	4	35	0.0	7.9

164-166 Drummond Street

R1/40	W1/40	LIVINGROOM	3	27	3	26	0.0	3.7						
R1/40	W2/40	LIVINGROOM	3	28	3	27	0.0	3.6						
R1/40	W3/40	LIVINGROOM	3	28	3	27	0.0	3.6	3	29	3	28	0.0	3.4



SUNLIGHT ANALYSIS

EUSTON TOWER, LONDON
EXISTING VS PROPOSED 260923

APSH

Room	Window	Room Use	Window				Winter %Loss	Annual %Loss	Room				Winter %Loss	Annual %Loss
			Existing		Proposed				Existing		Proposed			
			Winter APSH	Annual APSH	Winter APSH	Annual APSH			Winter APSH	Annual APSH	Winter APSH	Annual APSH		
R2/41	W4/41	LIVINGROOM	3	29	3	28	0.0	3.4						
R2/41	W5/41	LIVINGROOM	3	29	3	28	0.0	3.4						
R2/41	W6/41	LIVINGROOM	3	29	3	28	0.0	3.4	3	30	3	29	0.0	3.3
R3/41	W7/41	LIVINGROOM	3	29	3	28	0.0	3.4						
R3/41	W8/41	LIVINGROOM	3	26	3	25	0.0	3.8						
R3/41	W9/41	LIVINGROOM	3	23	3	22	0.0	4.3	3	29	3	28	0.0	3.4
R2/42	W4/42	LIVINGROOM	3	32	3	31	0.0	3.1						
R2/42	W5/42	LIVINGROOM	3	32	3	31	0.0	3.1						
R2/42	W6/42	LIVINGROOM	3	31	3	31	0.0	0.0	3	33	3	32	0.0	3.0
R3/42	W7/42	LIVINGROOM	3	31	3	31	0.0	0.0						
R3/42	W8/42	LIVINGROOM	3	28	3	28	0.0	0.0						
R3/42	W9/42	LIVINGROOM	3	27	3	27	0.0	0.0	3	32	3	32	0.0	0.0
R2/43	W4/43	LIVINGROOM	3	32	3	31	0.0	3.1						
R2/43	W5/43	LIVINGROOM	3	33	3	32	0.0	3.0						
R2/43	W6/43	LIVINGROOM	3	32	3	32	0.0	0.0	3	33	3	32	0.0	3.0
R3/43	W7/43	LIVINGROOM	3	32	3	32	0.0	0.0						
R3/43	W8/43	LIVINGROOM	3	30	3	30	0.0	0.0						
R3/43	W9/43	LIVINGROOM	3	29	3	29	0.0	0.0	3	35	3	35	0.0	0.0
R2/44	W4/44	LIVINGROOM	3	34	3	33	0.0	2.9						
R2/44	W5/44	LIVINGROOM	4	37	3	35	25.0	5.4						



SUNLIGHT ANALYSIS

EUSTON TOWER, LONDON
EXISTING VS PROPOSED 260923

APSH

Room	Window	Room Use	Window				Winter %Loss	Annual %Loss	Room				Winter %Loss	Annual %Loss
			Existing		Proposed				Existing		Proposed			
			Winter APSH	Annual APSH	Winter APSH	Annual APSH			Winter APSH	Annual APSH	Winter APSH	Annual APSH		
R2/44	W6/44	LIVINGROOM	3	34	3	33	0.0	2.9	4	37	3	35	25.0	5.4
R3/44	W7/44	LIVINGROOM	3	35	3	35	0.0	0.0						
R3/44	W8/44	LIVINGROOM	3	32	3	32	0.0	0.0						
R3/44	W9/44	LIVINGROOM	3	30	3	30	0.0	0.0	3	35	3	35	0.0	0.0
R2/45	W4/45	LIVINGROOM	3	35	3	33	0.0	5.7						
R2/45	W5/45	LIVINGROOM	4	38	3	35	25.0	7.9						
R2/45	W6/45	LIVINGROOM	3	37	3	36	0.0	2.7	4	40	3	37	25.0	7.5
R3/45	W7/45	LIVINGROOM	3	36	3	36	0.0	0.0						
R3/45	W8/45	LIVINGROOM	3	33	3	33	0.0	0.0						
R3/45	W9/45	LIVINGROOM	3	31	3	31	0.0	0.0	3	36	3	36	0.0	0.0

Triton Building

R2/1103	W2/1103	LKD	0	2	0	2	-	0.0						
R2/1103	W3/1103	LKD	0	0	0	0	-	-						
R2/1103	W4/1103	LKD	0	0	0	0	-	-	0	2	0	2	-	0.0
R5/1103	W7/1103	LKD	0	12	0	9	-	25.0	0	12	0	9	-	25.0
R7/1103	W9/1103	LKD	0	0	0	0	-	-						
R7/1103	W10/1103	LKD	0	0	0	0	-	-						
R7/1103	W11/1103	LKD	0	0	0	0	-	-	0	0	0	0	-	-



SUNLIGHT ANALYSIS

EUSTON TOWER, LONDON
EXISTING VS PROPOSED 260923

APSH

Room	Window	Room Use	Window				Winter %Loss	Annual %Loss	Room				Winter %Loss	Annual %Loss
			Existing		Proposed				Existing		Proposed			
			Winter APSH	Annual APSH	Winter APSH	Annual APSH			Winter APSH	Annual APSH	Winter APSH	Annual APSH		
R2/1104	W2/1104	LKD	0	1	0	1	-	0.0						
R2/1104	W3/1104	LKD	0	4	0	4	-	0.0						
R2/1104	W4/1104	LKD	0	0	0	0	-	-	0	4	0	4	-	0.0
R5/1104	W7/1104	LKD	0	16	0	13	-	18.8	0	16	0	13	-	18.8
R7/1104	W9/1104	LKD	0	0	0	0	-	-						
R7/1104	W10/1104	LKD	0	0	0	0	-	-						
R7/1104	W11/1104	LKD	0	1	0	1	-	0.0	0	1	0	1	-	0.0
R2/1105	W2/1105	LKD	0	7	0	7	-	0.0						
R2/1105	W3/1105	LKD	0	5	0	5	-	0.0						
R2/1105	W4/1105	LKD	0	0	0	0	-	-	0	7	0	7	-	0.0
R5/1105	W7/1105	LKD	0	20	0	16	-	20.0	0	20	0	16	-	20.0
R7/1105	W9/1105	LKD	0	0	0	0	-	-						
R7/1105	W10/1105	LKD	0	0	0	0	-	-						
R7/1105	W11/1105	LKD	0	0	0	0	-	-	0	0	0	0	-	-
R2/1106	W2/1106	LKD	0	6	0	6	-	0.0						
R2/1106	W3/1106	LKD	0	9	0	9	-	0.0						
R2/1106	W4/1106	LKD	1	1	0	0	100.0	100.0	1	11	0	10	100.0	9.1
R5/1106	W7/1106	LKD	1	21	1	17	0.0	19.0	1	21	1	17	0.0	19.0



SUNLIGHT ANALYSIS

EUSTON TOWER, LONDON
EXISTING VS PROPOSED 260923

APSH

Room	Window	Room Use	Window				Winter %Loss	Annual %Loss	Room				Winter %Loss	Annual %Loss
			Existing		Proposed				Existing		Proposed			
			Winter APSH	Annual APSH	Winter APSH	Annual APSH			Winter APSH	Annual APSH	Winter APSH	Annual APSH		
R7/1106	W9/1106	LKD	1	2	1	2	0.0	0.0						
R7/1106	W10/1106	LKD	0	0	0	0	-	-						
R7/1106	W11/1106	LKD	0	2	0	2	-	0.0	1	4	1	4	0.0	0.0
R2/1107	W2/1107	LKD	3	21	3	21	0.0	0.0						
R2/1107	W3/1107	LKD	3	17	3	17	0.0	0.0						
R2/1107	W4/1107	LKD	3	3	2	2	33.3	33.3	4	22	3	21	25.0	4.5
R5/1107	W7/1107	LKD	3	24	3	20	0.0	16.7	3	24	3	20	0.0	16.7
R7/1107	W9/1107	LKD	3	4	2	3	33.3	25.0						
R7/1107	W10/1107	LKD	0	3	0	3	-	0.0						
R7/1107	W11/1107	LKD	0	2	0	2	-	0.0	3	7	2	6	33.3	14.3
R2/1108	W3/1108	LKD	4	23	4	23	0.0	0.0						
R2/1108	W4/1108	LKD	4	27	4	27	0.0	0.0						
R2/1108	W5/1108	LKD	6	11	4	9	33.3	18.2						
R2/1108	W6/1108	LKD	7	8	4	5	42.9	37.5	7	30	4	27	42.9	10.0
R5/1108	W9/1108	LKD	4	7	3	6	25.0	14.3						
R5/1108	W10/1108	LKD	4	5	2	3	50.0	40.0						
R5/1108	W11/1108	LKD	0	3	0	3	-	0.0						
R5/1108	W12/1108	LKD	0	6	0	6	-	0.0	4	13	3	12	25.0	7.7
R2/1109	W3/1109	LKD	5	30	5	30	0.0	0.0						
R2/1109	W4/1109	LKD	5	28	5	28	0.0	0.0						



SUNLIGHT ANALYSIS

EUSTON TOWER, LONDON
EXISTING VS PROPOSED 260923

APSH

Room	Window	Room Use	Window				Winter %Loss	Annual %Loss	Room				Winter %Loss	Annual %Loss
			Existing		Proposed				Existing		Proposed			
			Winter APSH	Annual APSH	Winter APSH	Annual APSH			Winter APSH	Annual APSH	Winter APSH	Annual APSH		
R2/1109	W5/1109	LKD	8	14	6	12	25.0	14.3						
R2/1109	W6/1109	LKD	8	9	5	6	37.5	33.3	9	34	6	31	33.3	8.8
R5/1109	W9/1109	LKD	4	7	3	6	25.0	14.3						
R5/1109	W10/1109	LKD	4	5	2	3	50.0	40.0						
R5/1109	W11/1109	LKD	1	9	1	9	0.0	0.0						
R5/1109	W12/1109	LKD	1	8	1	8	0.0	0.0	5	17	4	16	20.0	5.9
R2/1110	W3/1110	LKD	5	26	5	26	0.0	0.0						
R2/1110	W4/1110	LKD	5	30	5	30	0.0	0.0						
R2/1110	W5/1110	LKD	8	14	6	12	25.0	14.3						
R2/1110	W6/1110	LKD	9	10	6	7	33.3	30.0	9	34	6	31	33.3	8.8
R5/1110	W9/1110	LKD	7	10	5	8	28.6	20.0						
R5/1110	W10/1110	LKD	6	7	4	5	33.3	28.6						
R5/1110	W11/1110	LKD	2	10	2	10	0.0	0.0						
R5/1110	W12/1110	LKD	2	13	2	13	0.0	0.0	9	23	7	21	22.2	8.7
R2/1111	W3/1111	LKD	5	30	5	30	0.0	0.0						
R2/1111	W4/1111	LKD	5	28	5	28	0.0	0.0						
R2/1111	W5/1111	LKD	8	14	6	12	25.0	14.3						
R2/1111	W6/1111	LKD	9	10	6	7	33.3	30.0	9	34	6	31	33.3	8.8
R5/1111	W9/1111	LKD	9	12	7	10	22.2	16.7						
R5/1111	W10/1111	LKD	8	9	5	6	37.5	33.3						
R5/1111	W11/1111	LKD	5	23	4	22	20.0	4.3						



SUNLIGHT ANALYSIS

EUSTON TOWER, LONDON
EXISTING VS PROPOSED 260923

APSH

Room	Window	Room Use	Window				Winter %Loss	Annual %Loss	Room				Winter %Loss	Annual %Loss
			Existing		Proposed				Existing		Proposed			
			Winter APSH	Annual APSH	Winter APSH	Annual APSH			Winter APSH	Annual APSH	Winter APSH	Annual APSH		
R5/1111	W12/1111	LKD	5	22	5	22	0.0	0.0	11	33	10	32	9.1	3.0
R2/1112	W3/1112	LKD	5	26	5	26	0.0	0.0						
R2/1112	W4/1112	LKD	5	30	5	30	0.0	0.0						
R2/1112	W5/1112	LKD	8	14	5	11	37.5	21.4						
R2/1112	W6/1112	LKD	9	10	6	7	33.3	30.0	9	34	6	31	33.3	8.8
R5/1112	W9/1112	LKD	9	12	7	10	22.2	16.7						
R5/1112	W10/1112	LKD	8	9	5	6	37.5	33.3						
R5/1112	W11/1112	LKD	5	26	4	25	20.0	3.8						
R5/1112	W12/1112	LKD	5	29	5	29	0.0	0.0	11	38	10	37	9.1	2.6
R2/1113	W3/1113	LKD	5	30	5	30	0.0	0.0						
R2/1113	W4/1113	LKD	5	28	5	28	0.0	0.0						
R2/1113	W5/1113	LKD	8	14	6	12	25.0	14.3						
R2/1113	W6/1113	LKD	9	10	6	7	33.3	30.0	9	34	6	31	33.3	8.8
R6/1113	W10/1113	LKD	9	10	6	7	33.3	30.0						
R6/1113	W11/1113	LKD	5	29	4	28	20.0	3.4						
R6/1113	W12/1113	LKD	6	30	6	30	0.0	0.0						
R6/1113	W13/1113	LKD	5	35	5	35	0.0	0.0	12	43	10	41	16.7	4.7
R2/1114	W3/1114	LKD	6	27	6	27	0.0	0.0						
R2/1114	W4/1114	LKD	5	30	5	30	0.0	0.0						
R2/1114	W5/1114	LKD	8	14	6	12	25.0	14.3						
R2/1114	W6/1114	LKD	9	10	6	7	33.3	30.0	10	35	7	32	30.0	8.6



SUNLIGHT ANALYSIS

EUSTON TOWER, LONDON
EXISTING VS PROPOSED 260923

APSH

Room	Window	Room Use	Window				Winter %Loss	Annual %Loss	Room				Winter %Loss	Annual %Loss
			Existing		Proposed				Existing		Proposed			
			Winter APSH	Annual APSH	Winter APSH	Annual APSH			Winter APSH	Annual APSH	Winter APSH	Annual APSH		
R6/1114	W10/1114	LKD	9	10	6	7	33.3	30.0						
R6/1114	W11/1114	LKD	6	31	6	31	0.0	0.0						
R6/1114	W12/1114	LKD	6	35	6	35	0.0	0.0						
R6/1114	W13/1114	LKD	5	31	5	31	0.0	0.0	12	42	10	40	16.7	4.8
R2/1115	W3/1115	LKD	6	31	6	31	0.0	0.0						
R2/1115	W4/1115	LKD	6	29	6	29	0.0	0.0						
R2/1115	W5/1115	LKD	9	15	7	13	22.2	13.3						
R2/1115	W6/1115	LKD	11	12	8	9	27.3	25.0	11	36	8	33	27.3	8.3
R6/1115	W10/1115	LKD	9	10	6	7	33.3	30.0						
R6/1115	W11/1115	LKD	7	36	7	36	0.0	0.0						
R6/1115	W12/1115	LKD	7	35	7	35	0.0	0.0						
R6/1115	W13/1115	LKD	7	39	7	39	0.0	0.0	13	46	11	44	15.4	4.3
R2/1116	W3/1116	LKD	6	27	6	27	0.0	0.0						
R2/1116	W4/1116	LKD	6	31	6	31	0.0	0.0						
R2/1116	W5/1116	LKD	9	15	7	13	22.2	13.3						
R2/1116	W6/1116	LKD	12	13	9	10	25.0	23.1	12	37	9	34	25.0	8.1
R6/1116	W10/1116	LKD	9	10	6	7	33.3	30.0						
R6/1116	W11/1116	LKD	7	36	7	36	0.0	0.0						
R6/1116	W12/1116	LKD	8	40	8	40	0.0	0.0						
R6/1116	W13/1116	LKD	8	37	8	37	0.0	0.0	14	47	12	45	14.3	4.3



SUNLIGHT ANALYSIS

EUSTON TOWER, LONDON
EXISTING VS PROPOSED 260923

APSH

Room	Window	Room Use	Window				Winter %Loss	Annual %Loss	Room				Winter %Loss	Annual %Loss
			Existing		Proposed				Existing		Proposed			
			Winter APSH	Annual APSH	Winter APSH	Annual APSH			Winter APSH	Annual APSH	Winter APSH	Annual APSH		
R2/1117	W3/1117	LKD	6	31	6	31	0.0	0.0						
R2/1117	W4/1117	LKD	6	29	6	29	0.0	0.0						
R2/1117	W5/1117	LKD	9	15	7	13	22.2	13.3						
R2/1117	W6/1117	LKD	12	13	9	10	25.0	23.1	12	37	9	34	25.0	8.1
R6/1117	W10/1117	LKD	10	12	7	9	30.0	25.0						
R6/1117	W11/1117	LKD	8	40	7	39	12.5	2.5						
R6/1117	W12/1117	LKD	8	38	8	38	0.0	0.0						
R6/1117	W13/1117	LKD	9	43	9	43	0.0	0.0	15	50	13	48	13.3	4.0
R2/1118	W3/1118	LKD	6	27	6	27	0.0	0.0						
R2/1118	W4/1118	LKD	6	31	6	31	0.0	0.0						
R2/1118	W5/1118	LKD	9	15	7	13	22.2	13.3						
R2/1118	W6/1118	LKD	13	14	10	11	23.1	21.4	13	38	10	35	23.1	7.9
R6/1118	W10/1118	LKD	11	13	8	10	27.3	23.1						
R6/1118	W11/1118	LKD	10	40	10	40	0.0	0.0						
R6/1118	W12/1118	LKD	10	43	10	43	0.0	0.0						
R6/1118	W13/1118	LKD	11	41	11	41	0.0	0.0	17	51	15	49	11.8	3.9
R1/1119	W1/1119	LKD	6	32	6	32	0.0	0.0						
R1/1119	W2/1119	LKD	6	29	6	29	0.0	0.0						
R1/1119	W3/1119	LKD	6	32	6	32	0.0	0.0						
R1/1119	W4/1119	LKD	6	30	6	30	0.0	0.0						
R1/1119	W5/1119	LKD	11	18	9	16	18.2	11.1						
R1/1119	W6/1119	LKD	14	16	10	12	28.6	25.0	14	41	11	38	21.4	7.3



SUNLIGHT ANALYSIS

EUSTON TOWER, LONDON
EXISTING VS PROPOSED 260923

APSH

Room	Window	Room Use	Window				Winter %Loss	Annual %Loss	Room				Winter %Loss	Annual %Loss
			Existing		Proposed				Existing		Proposed			
			Winter APSH	Annual APSH	Winter APSH	Annual APSH			Winter APSH	Annual APSH	Winter APSH	Annual APSH		
R1/1120	W1/1120	LKD	7	29	7	29	0.0	0.0						
R1/1120	W2/1120	LKD	6	32	6	32	0.0	0.0						
R1/1120	W3/1120	LKD	7	29	7	29	0.0	0.0						
R1/1120	W4/1120	LKD	6	31	6	31	0.0	0.0						
R1/1120	W5/1120	LKD	12	19	10	17	16.7	10.5						
R1/1120	W6/1120	LKD	15	17	11	13	26.7	23.5	15	42	13	40	13.3	4.8
R1/1121	W1/1121	LKD	6	32	6	32	0.0	0.0						
R1/1121	W2/1121	LKD	7	31	7	31	0.0	0.0						
R1/1121	W3/1121	LKD	6	32	6	32	0.0	0.0						
R1/1121	W4/1121	LKD	7	32	7	32	0.0	0.0						
R1/1121	W5/1121	LKD	13	21	11	19	15.4	9.5						
R1/1121	W6/1121	LKD	16	19	12	15	25.0	21.1	16	43	14	41	12.5	4.7
R1/1122	W1/1122	LIVINGROOM	6	26	6	26	0.0	0.0						
R1/1122	W2/1122	LIVINGROOM	6	31	6	31	0.0	0.0						
R1/1122	W3/1122	LIVINGROOM	6	26	6	26	0.0	0.0						
R1/1122	W4/1122	LIVINGROOM	6	31	6	31	0.0	0.0						
R1/1122	W5/1122	LIVINGROOM	13	19	11	17	15.4	10.5						
R1/1122	W6/1122	LIVINGROOM	16	18	12	14	25.0	22.2	16	42	13	39	18.8	7.1
R2/1122	W7/1122	LIVINGROOM	13	37	10	31	23.1	16.2						
R2/1122	W8/1122	LIVINGROOM	9	36	8	33	11.1	8.3	14	51	12	46	14.3	9.8
R3/1122	W9/1122	DINING	15	20	12	17	20.0	15.0						



SUNLIGHT ANALYSIS

EUSTON TOWER, LONDON
EXISTING VS PROPOSED 260923

APSH

Room	Window	Room Use	Window				Winter %Loss	Annual %Loss	Room				Winter %Loss	Annual %Loss
			Existing		Proposed				Existing		Proposed			
			Winter APSH	Annual APSH	Winter APSH	Annual APSH			Winter APSH	Annual APSH	Winter APSH	Annual APSH		
R3/1122	W10/1122	DINING	17	19	14	16	17.6	15.8						
R3/1122	W11/1122	DINING	15	43	15	43	0.0	0.0						
R3/1122	W12/1122	DINING	15	48	15	47	0.0	2.1	21	59	20	57	4.8	3.4
R1/1124	W1/1124	LIVINGROOM	6	26	6	26	0.0	0.0						
R1/1124	W2/1124	LIVINGROOM	6	26	6	26	0.0	0.0						
R1/1124	W3/1124	LIVINGROOM	6	26	6	26	0.0	0.0						
R1/1124	W4/1124	LIVINGROOM	8	26	7	25	12.5	3.8						
R1/1124	W5/1124	LIVINGROOM	19	75	17	70	10.5	6.7						
R1/1124	W6/1124	LIVINGROOM	20	77	16	69	20.0	10.4	20	78	18	73	10.0	6.4
R2/1124	W7/1124	LIVINGROOM	17	58	15	53	11.8	8.6						
R2/1124	W8/1124	LIVINGROOM	12	53	10	49	16.7	7.5	17	67	15	62	11.8	7.5
R3/1124	W9/1124	DINING	21	77	17	70	19.0	9.1						
R3/1124	W10/1124	DINING	21	76	18	71	14.3	6.6						
R3/1124	W11/1124	DINING	15	52	15	52	0.0	0.0						
R3/1124	W12/1124	DINING	15	52	15	51	0.0	1.9	21	89	20	87	4.8	2.2

40-60 Hampstead Road

R1/241	W1/241	ASSUMED	2	2	2	2	0.0	0.0	2	2	2	2	0.0	0.0
R2/241	W2/241	ASSUMED	0	0	0	0	-	-	0	0	0	0	-	-
R3/241	W3/241	ASSUMED	0	0	0	0	-	-	0	0	0	0	-	-



SUNLIGHT ANALYSIS

EUSTON TOWER, LONDON
EXISTING VS PROPOSED 260923

APSH

Room	Window	Room Use	Window				Winter %Loss	Annual %Loss	Room				Winter %Loss	Annual %Loss
			Existing		Proposed				Existing		Proposed			
			Winter APSH	Annual APSH	Winter APSH	Annual APSH			Winter APSH	Annual APSH	Winter APSH	Annual APSH		
R4/241	W4/241	ASSUMED	0	0	0	0	-	-	0	0	0	0	-	-
R5/241	W5/241	ASSUMED	0	4	0	4	-	0.0	0	4	0	4	-	0.0
R7/241	W17/241	ASSUMED	2	9	1	6	50.0	33.3	2	9	1	6	50.0	33.3
R8/241	W16/241	ASSUMED	1	8	1	7	0.0	12.5	1	8	1	7	0.0	12.5
R9/241	W15/241	ASSUMED	0	7	0	6	-	14.3	0	7	0	6	-	14.3
R10/241	W14/241	ASSUMED	2	9	2	9	0.0	0.0	2	9	2	9	0.0	0.0
R11/241	W13/241	ASSUMED	3	9	2	8	33.3	11.1	3	9	2	8	33.3	11.1
R12/241	W12/241	ASSUMED	0	7	0	6	-	14.3	0	7	0	6	-	14.3
R13/241	W11/241	ASSUMED	4	10	2	6	50.0	40.0	4	10	2	6	50.0	40.0
R14/241	W10/241	ASSUMED	3	10	1	7	66.7	30.0	3	10	1	7	66.7	30.0
R15/241	W9/241	ASSUMED	0	6	0	6	-	0.0	0	6	0	6	-	0.0
R16/241	W6/241	ASSUMED	4	11	2	8	50.0	27.3	4	11	2	8	50.0	27.3
R17/241	W8/241	ASSUMED	4	10	2	7	50.0	30.0	4	10	2	7	50.0	30.0



SUNLIGHT ANALYSIS

EUSTON TOWER, LONDON
EXISTING VS PROPOSED 260923

APSH

Room	Window	Room Use	Window				Winter %Loss	Annual %Loss	Room				Winter %Loss	Annual %Loss
			Existing		Proposed				Existing		Proposed			
			Winter APSH	Annual APSH	Winter APSH	Annual APSH			Winter APSH	Annual APSH	Winter APSH	Annual APSH		
R18/241	W7/241	ASSUMED	0	5	0	5	-	0.0	0	5	0	5	-	0.0
R1/242	W1/242	ASSUMED	1	1	1	1	0.0	0.0	1	1	1	1	0.0	0.0
R2/242	W2/242	ASSUMED	0	0	0	0	-	-	0	0	0	0	-	-
R3/242	W3/242	ASSUMED	0	0	0	0	-	-	0	0	0	0	-	-
R4/242	W4/242	ASSUMED	0	0	0	0	-	-	0	0	0	0	-	-
R5/242	W5/242	ASSUMED	0	9	0	9	-	0.0	0	9	0	9	-	0.0
R6/242	W18/242	ASSUMED	0	0	0	0	-	-	0	0	0	0	-	-
R8/242	W14/242	ASSUMED	0	0	0	0	-	-	0	0	0	0	-	-
R9/242	W13/242	ASSUMED	0	0	0	0	-	-	0	0	0	0	-	-
R11/242	W17/242	ASSUMED	0	0	0	0	-	-	0	0	0	0	-	-
R12/242	W16/242	ASSUMED	0	0	0	0	-	-	0	0	0	0	-	-
R14/242	W11/242	ASSUMED	0	0	0	0	-	-	0	0	0	0	-	-
R15/242	W12/242	ASSUMED	0	0	0	0	-	-	0	0	0	0	-	-



SUNLIGHT ANALYSIS

EUSTON TOWER, LONDON
EXISTING VS PROPOSED 260923

APSH

Room	Window	Room Use	Window				Winter %Loss	Annual %Loss	Room				Winter %Loss	Annual %Loss
			Existing		Proposed				Existing		Proposed			
			Winter APSH	Annual APSH	Winter APSH	Annual APSH			Winter APSH	Annual APSH	Winter APSH	Annual APSH		
R17/242	W15/242	ASSUMED	0	0	0	0	-	-	0	0	0	0	-	-
R1/243	W1/243	ASSUMED	0	5	0	5	-	0.0	0	5	0	5	-	0.0
R2/243	W2/243	ASSUMED	0	0	0	0	-	-	0	0	0	0	-	-
R3/243	W3/243	ASSUMED	0	0	0	0	-	-	0	0	0	0	-	-
R4/243	W4/243	ASSUMED	0	0	0	0	-	-	0	0	0	0	-	-
R5/243	W5/243	ASSUMED	0	22	0	22	-	0.0	0	22	0	22	-	0.0
R6/243	W13/243	ASSUMED	5	12	4	11	20.0	8.3	5	12	4	11	20.0	8.3
R9/243	W11/243	ASSUMED	3	9	2	8	33.3	11.1	3	9	2	8	33.3	11.1
R10/243	W12/243	ASSUMED	0	7	0	6	-	14.3	0	7	0	6	-	14.3
R13/243	W10/243	ASSUMED	0	9	0	8	-	11.1	0	9	0	8	-	11.1
R1/244	W1/244	ASSUMED	5	26	5	24	0.0	7.7	5	26	5	24	0.0	7.7
R2/244	W2/244	ASSUMED	0	0	0	0	-	-	0	0	0	0	-	-
R3/244	W3/244	ASSUMED	0	0	0	0	-	-	0	0	0	0	-	-



SUNLIGHT ANALYSIS

EUSTON TOWER, LONDON
EXISTING VS PROPOSED 260923

APSH

Room	Window	Room Use	Window				Winter %Loss	Annual %Loss	Room				Winter %Loss	Annual %Loss
			Existing		Proposed				Existing		Proposed			
			Winter APSH	Annual APSH	Winter APSH	Annual APSH			Winter APSH	Annual APSH	Winter APSH	Annual APSH		
R4/244	W4/244	ASSUMED	0	0	0	0	-	-	0	0	0	0	-	-
R5/244	W5/244	ASSUMED	1	31	1	31	0.0	0.0	1	31	1	31	0.0	0.0
R7/244	W13/244	ASSUMED	9	27	8	24	11.1	11.1	9	27	8	24	11.1	11.1
R9/244	W12/244	ASSUMED	7	26	5	22	28.6	15.4	7	26	5	22	28.6	15.4
R10/244	W11/244	ASSUMED	11	30	9	25	18.2	16.7	11	30	9	25	18.2	16.7
R13/244	W10/244	ASSUMED	5	25	5	23	0.0	8.0	5	25	5	23	0.0	8.0
R1/245	W1/245	ASSUMED	4	26	4	23	0.0	11.5	4	26	4	23	0.0	11.5
R2/245	W2/245	ASSUMED	2	16	1	14	50.0	12.5	2	16	1	14	50.0	12.5
R3/245	W3/245	ASSUMED	0	15	0	14	-	6.7	0	15	0	14	-	6.7
R4/245	W4/245	ASSUMED	0	0	0	0	-	-	0	0	0	0	-	-
R5/245	W5/245	ASSUMED	2	34	2	34	0.0	0.0	2	34	2	34	0.0	0.0
R6/245	W6/245	ASSMUED	10	30	8	25	20.0	16.7						
R6/245	W7/245	ASSMUED	0	2	0	2	-	0.0	10	30	8	25	20.0	16.7



SUNLIGHT ANALYSIS

EUSTON TOWER, LONDON
EXISTING VS PROPOSED 260923

APSH

Room	Window	Room Use	Window				Winter %Loss	Annual %Loss	Room				Winter %Loss	Annual %Loss
			Existing		Proposed				Existing		Proposed			
			Winter APSH	Annual APSH	Winter APSH	Annual APSH			Winter APSH	Annual APSH	Winter APSH	Annual APSH		
R1/246	W1/246	ASSUMED	0	7	0	7	-	0.0						
R1/246	W2/246	ASSUMED	11	36	11	34	0.0	5.6	11	37	11	35	0.0	5.4
R2/246	W3/246	ASSUMED	9	30	8	28	11.1	6.7	9	30	8	28	11.1	6.7
R3/246	W4/246	ASSUMED	1	19	1	18	0.0	5.3	1	19	1	18	0.0	5.3
R4/246	W5/246	ASSUMED	0	0	0	0	-	-	0	0	0	0	-	-
R5/246	W6/246	ASSUMED	6	43	6	43	0.0	0.0	6	43	6	43	0.0	0.0
R1/247	W1/247	ASSUMED	9	29	9	29	0.0	0.0	9	29	9	29	0.0	0.0

1-6 Tolmers Square

R1/10	W1/10	ASSUMED_LIVINGROOM	1	27	1	25	0.0	7.4						
R1/10	W2/10	ASSUMED_LIVINGROOM	1	27	1	25	0.0	7.4						
R1/10	W3/10	ASSUMED_LIVINGROOM	1	30	1	28	0.0	6.7						
R1/10	W4/10	ASSUMED_LIVINGROOM	1	27	1	25	0.0	7.4	1	31	1	29	0.0	6.5
R2/10	W5/10	ASSUMED_LIVINGROOM	3	35	3	33	0.0	5.7						
R2/10	W6/10	ASSUMED_LIVINGROOM	5	34	5	32	0.0	5.9						
R2/10	W7/10	ASSUMED_LIVINGROOM	3	36	3	34	0.0	5.6						
R2/10	W8/10	ASSUMED_LIVINGROOM	6	35	6	33	0.0	5.7	6	39	6	37	0.0	5.1
R3/10	W9/10	ASSUMED_LIVINGROOM	5	38	5	35	0.0	7.9						



SUNLIGHT ANALYSIS

EUSTON TOWER, LONDON
EXISTING VS PROPOSED 260923

APSH

Room	Window	Room Use	Window				Winter %Loss	Annual %Loss	Room				Winter %Loss	Annual %Loss
			Existing		Proposed				Existing		Proposed			
			Winter APSH	Annual APSH	Winter APSH	Annual APSH			Winter APSH	Annual APSH	Winter APSH	Annual APSH		
R3/10	W10/10	ASSUMED_LIVINGROOM	6	36	5	32	16.7	11.1						
R3/10	W11/10	ASSUMED_LIVINGROOM	5	39	5	37	0.0	5.1						
R3/10	W12/10	ASSUMED_LIVINGROOM	6	37	5	33	16.7	10.8	6	41	5	38	16.7	7.3
R4/10	W13/10	ASSUMED	9	42	9	42	0.0	0.0	9	42	9	42	0.0	0.0
R5/10	W14/10	ASSUMED_LIVINGROOM	8	39	8	39	0.0	0.0						
R5/10	W15/10	ASSUMED_LIVINGROOM	8	37	8	37	0.0	0.0						
R5/10	W16/10	ASSUMED_LIVINGROOM	9	41	9	40	0.0	2.4						
R5/10	W17/10	ASSUMED_LIVINGROOM	8	38	8	37	0.0	2.6	9	43	9	43	0.0	0.0
R6/10	W18/10	ASSUMED_LIVINGROOM	10	42	10	39	0.0	7.1	10	42	10	39	0.0	7.1
R7/10	W19/10	ASSUMED_LIVINGROOM	11	42	11	41	0.0	2.4	11	42	11	41	0.0	2.4
R8/10	W20/10	ASSUMED_LIVINGROOM	12	39	12	38	0.0	2.6	12	39	12	38	0.0	2.6
R9/10	W21/10	ASSUMED	12	42	12	41	0.0	2.4	12	42	12	41	0.0	2.4
R10/10	W22/10	ASSUMED	11	45	11	45	0.0	0.0	11	45	11	45	0.0	0.0
R1/12	W1/12	RECEPTION	0	18	0	18	-	0.0						
R1/12	W2/12	RECEPTION	6	50	6	50	0.0	0.0						
R1/12	W3/12	RECEPTION	4	29	4	29	0.0	0.0						
R1/12	W4/12	RECEPTION	4	37	4	36	0.0	2.7						
R1/12	W5/12	RECEPTION	0	6	0	5	-	16.7						



SUNLIGHT ANALYSIS

EUSTON TOWER, LONDON
EXISTING VS PROPOSED 260923

APSH

Room	Window	Room Use	Window				Winter %Loss	Annual %Loss	Room				Winter %Loss	Annual %Loss
			Existing		Proposed				Existing		Proposed			
			Winter APSH	Annual APSH	Winter APSH	Annual APSH			Winter APSH	Annual APSH	Winter APSH	Annual APSH		
R1/12	W6/12	RECEPTION	1	2	1	1	0.0	50.0	7	60	7	59	0.0	1.7
R2/12	W7/12	RECEPTION	0	1	0	1	-	0.0						
R2/12	W8/12	RECEPTION	1	1	1	1	0.0	0.0						
R2/12	W9/12	RECEPTION	8	36	8	34	0.0	5.6	8	36	8	34	0.0	5.6
R3/12	W10/12	RECEPTION	9	38	8	34	11.1	10.5						
R3/12	W11/12	RECEPTION	1	6	1	6	0.0	0.0						
R3/12	W12/12	RECEPTION	2	2	2	2	0.0	0.0	10	40	9	37	10.0	7.5
R4/12	W13/12	RECEPTION	1	1	1	1	0.0	0.0						
R4/12	W14/12	RECEPTION	1	1	1	1	0.0	0.0						
R4/12	W15/12	RECEPTION	9	38	9	38	0.0	0.0	9	38	9	38	0.0	0.0
R5/12	W16/12	RECEPTION	11	40	10	39	9.1	2.5						
R5/12	W17/12	RECEPTION	0	3	0	3	-	0.0						
R5/12	W18/12	RECEPTION	1	1	0	0	100.0	100.0	11	40	10	39	9.1	2.5
R6/12	W19/12	ASSUMED	1	18	1	16	0.0	11.1	1	18	1	16	0.0	11.1
R7/12	W20/12	RECEPTION	0	0	0	0	-	-						
R7/12	W21/12	RECEPTION	3	3	3	3	0.0	0.0						
R7/12	W22/12	RECEPTION	11	40	11	37	0.0	7.5	11	40	11	37	0.0	7.5
R8/12	W23/12	RECEPTION	11	39	11	38	0.0	2.6						
R8/12	W24/12	RECEPTION	0	6	0	6	-	0.0						



SUNLIGHT ANALYSIS

EUSTON TOWER, LONDON
EXISTING VS PROPOSED 260923

APSH

Room	Window	Room Use	Window				Winter %Loss	Annual %Loss	Room				Winter %Loss	Annual %Loss
			Existing		Proposed				Existing		Proposed			
			Winter APSH	Annual APSH	Winter APSH	Annual APSH			Winter APSH	Annual APSH	Winter APSH	Annual APSH		
R8/12	W25/12	RECEPTION	0	0	0	0	-	-	11	39	11	38	0.0	2.6
R9/12	W26/12	RECEPTION	0	0	0	0	-	-						
R9/12	W27/12	RECEPTION	4	4	4	4	0.0	0.0						
R9/12	W28/12	RECEPTION	12	38	12	37	0.0	2.6	12	38	12	37	0.0	2.6
R10/12	W29/12	RECEPTION	5	6	5	6	0.0	0.0						
R10/12	W30/12	RECEPTION	2	2	2	2	0.0	0.0	6	7	6	7	0.0	0.0
R11/12	W31/12	RECEPTION	2	2	2	2	0.0	0.0						
R11/12	W32/12	RECEPTION	9	9	9	9	0.0	0.0	10	10	10	10	0.0	0.0
R11/13	W11/13	ASSUMED	0	23	0	21	-	8.7	0	23	0	21	-	8.7

183 NORTH GOWER STREET

R1/740	W1/740		7	35	7	35	0.0	0.0	7	35	7	35	0.0	0.0
R2/740	W2/740		0	5	0	5	-	0.0	0	5	0	5	-	0.0
R3/740	W4/740		5	30	5	29	0.0	3.3	5	30	5	29	0.0	3.3
R4/740	W3/740		5	21	5	21	0.0	0.0	5	21	5	21	0.0	0.0
R1/741	W1/741		7	38	7	37	0.0	2.6	7	38	7	37	0.0	2.6



SUNLIGHT ANALYSIS

EUSTON TOWER, LONDON
EXISTING VS PROPOSED 260923

APSH

Room	Window	Room Use	Window				Winter %Loss	Annual %Loss	Room				Winter %Loss	Annual %Loss
			Existing		Proposed				Existing		Proposed			
			Winter APSH	Annual APSH	Winter APSH	Annual APSH			Winter APSH	Annual APSH	Winter APSH	Annual APSH		
R2/741	W2/741		0	7	0	7	-	0.0	0	7	0	7	-	0.0
R3/741	W4/741		8	36	8	35	0.0	2.8	8	36	8	35	0.0	2.8
R4/741	W3/741		6	23	6	23	0.0	0.0	6	23	6	23	0.0	0.0
R1/742	W1/742		10	42	10	41	0.0	2.4	10	42	10	41	0.0	2.4
R2/742	W2/742		1	10	1	10	0.0	0.0	1	10	1	10	0.0	0.0
R3/742	W4/742		10	40	10	39	0.0	2.5	10	40	10	39	0.0	2.5
R4/742	W3/742		7	25	7	25	0.0	0.0	7	25	7	25	0.0	0.0
R1/743	W1/743		11	44	11	43	0.0	2.3	11	44	11	43	0.0	2.3
R4/743	W2/743		9	27	9	27	0.0	0.0	9	27	9	27	0.0	0.0
R1/794	W1/794		1	16	1	16	0.0	0.0	1	16	1	16	0.0	0.0
R2/794	W2/794		13	52	12	50	7.7	3.8	13	52	12	50	7.7	3.8

The Grafton Hotel, Tottenham Court RoadThe Grafton Hotel, Tottenham Court Roa

R1/1062	W1/1062		6	27	6	27	0.0	0.0						
R1/1062	W2/1062		6	27	6	27	0.0	0.0						



SUNLIGHT ANALYSIS

EUSTON TOWER, LONDON
EXISTING VS PROPOSED 260923

APSH

Room	Window	Room Use	Window				Winter %Loss	Annual %Loss	Room				Winter %Loss	Annual %Loss
			Existing		Proposed				Existing		Proposed			
			Winter APSH	Annual APSH	Winter APSH	Annual APSH			Winter APSH	Annual APSH	Winter APSH	Annual APSH		
R1/1062	W3/1062		5	23	5	23	0.0	0.0						
R1/1062	W4/1062		5	21	5	21	0.0	0.0						
R1/1062	W5/1062		5	22	5	22	0.0	0.0						
R1/1062	W6/1062		4	19	4	19	0.0	0.0						
R1/1062	W7/1062		0	2	0	2	-	0.0						
R1/1062	W8/1062		0	2	0	2	-	0.0						
R1/1062	W9/1062		0	9	0	9	-	0.0						
R1/1062	W10/1062		0	9	0	9	-	0.0						
R1/1062	W11/1062		1	15	1	15	0.0	0.0						
R1/1062	W12/1062		1	12	1	12	0.0	0.0						
R1/1062	W13/1062		0	4	0	4	-	0.0						
R1/1062	W14/1062		0	5	0	5	-	0.0						
R1/1062	W15/1062		0	6	0	6	-	0.0						
R1/1062	W16/1062		0	5	0	5	-	0.0						
R1/1062	W17/1062		0	1	0	1	-	0.0						
R1/1062	W18/1062		0	0	0	0	-	-						
R1/1062	W19/1062		0	2	0	2	-	0.0						
R1/1062	W20/1062		0	1	0	1	-	0.0						
R1/1062	W21/1062		2	9	2	9	0.0	0.0						
R1/1062	W22/1062		2	9	2	9	0.0	0.0						
R1/1062	W23/1062		2	9	2	9	0.0	0.0						
R1/1062	W24/1062		2	10	2	10	0.0	0.0						
R1/1062	W25/1062		1	10	1	10	0.0	0.0						
R1/1062	W26/1062		1	10	1	10	0.0	0.0						
R1/1062	W27/1062		1	7	1	7	0.0	0.0						
R1/1062	W28/1062		1	7	1	7	0.0	0.0	8	41	8	41	0.0	0.0



SUNLIGHT ANALYSIS

EUSTON TOWER, LONDON
EXISTING VS PROPOSED 260923

APSH

Room	Window	Room Use	Window				Winter %Loss	Annual %Loss	Room				Winter %Loss	Annual %Loss
			Existing		Proposed				Existing		Proposed			
			Winter APSH	Annual APSH	Winter APSH	Annual APSH			Winter APSH	Annual APSH	Winter APSH	Annual APSH		
R1/1063	W1/1063		6	31	6	31	0.0	0.0						
R1/1063	W2/1063		6	31	6	31	0.0	0.0						
R1/1063	W3/1063		5	26	5	26	0.0	0.0						
R1/1063	W4/1063		5	26	5	26	0.0	0.0						
R1/1063	W5/1063		5	26	5	26	0.0	0.0						
R1/1063	W6/1063		5	26	5	26	0.0	0.0						
R1/1063	W7/1063		0	4	0	4	-	0.0						
R1/1063	W8/1063		0	4	0	4	-	0.0						
R1/1063	W9/1063		0	12	0	12	-	0.0						
R1/1063	W10/1063		0	12	0	12	-	0.0						
R1/1063	W11/1063		1	17	1	17	0.0	0.0						
R1/1063	W12/1063		1	14	1	14	0.0	0.0						
R1/1063	W13/1063		0	6	0	6	-	0.0						
R1/1063	W14/1063		0	6	0	6	-	0.0						
R1/1063	W15/1063		0	8	0	8	-	0.0						
R1/1063	W16/1063		0	5	0	5	-	0.0						
R1/1063	W17/1063		0	4	0	4	-	0.0						
R1/1063	W18/1063		0	4	0	4	-	0.0						
R1/1063	W19/1063		0	1	0	1	-	0.0						
R1/1063	W20/1063		0	0	0	0	-	-						
R1/1063	W21/1063		0	2	0	2	-	0.0						
R1/1063	W22/1063		0	0	0	0	-	-						
R1/1063	W23/1063		2	12	2	12	0.0	0.0						
R1/1063	W24/1063		2	10	2	10	0.0	0.0						
R1/1063	W25/1063		2	12	2	12	0.0	0.0						



SUNLIGHT ANALYSIS

EUSTON TOWER, LONDON
EXISTING VS PROPOSED 260923

APSH

Room	Window	Room Use	Window				Winter %Loss	Annual %Loss	Room				Winter %Loss	Annual %Loss
			Existing		Proposed				Existing		Proposed			
			Winter APSH	Annual APSH	Winter APSH	Annual APSH			Winter APSH	Annual APSH	Winter APSH	Annual APSH		
R1/1063	W26/1063		2	11	2	11	0.0	0.0						
R1/1063	W27/1063		1	8	1	8	0.0	0.0						
R1/1063	W28/1063		1	8	1	8	0.0	0.0						
R1/1063	W29/1063		1	8	1	8	0.0	0.0						
R1/1063	W30/1063		0	4	0	4	-	0.0	8	45	8	45	0.0	0.0
R1/1064	W1/1064		6	32	6	32	0.0	0.0						
R1/1064	W2/1064		7	35	7	35	0.0	0.0						
R1/1064	W3/1064		5	27	5	27	0.0	0.0						
R1/1064	W4/1064		5	27	5	27	0.0	0.0						
R1/1064	W5/1064		5	27	5	27	0.0	0.0						
R1/1064	W6/1064		5	27	5	27	0.0	0.0						
R1/1064	W7/1064		0	5	0	5	-	0.0						
R1/1064	W8/1064		0	5	0	5	-	0.0						
R1/1064	W9/1064		0	2	0	2	-	0.0						
R1/1064	W10/1064		0	2	0	2	-	0.0						
R1/1064	W11/1064		2	12	2	12	0.0	0.0						
R1/1064	W12/1064		2	12	2	12	0.0	0.0						
R1/1064	W13/1064		2	12	2	12	0.0	0.0						
R1/1064	W14/1064		2	12	2	12	0.0	0.0						
R1/1064	W15/1064		2	19	2	19	0.0	0.0						
R1/1064	W16/1064		2	19	2	19	0.0	0.0						
R1/1064	W17/1064		2	13	2	13	0.0	0.0						
R1/1064	W18/1064		2	13	2	13	0.0	0.0						
R1/1064	W19/1064		1	18	1	18	0.0	0.0						
R1/1064	W20/1064		1	23	1	23	0.0	0.0	9	61	9	61	0.0	0.0



SUNLIGHT ANALYSIS

EUSTON TOWER, LONDON
EXISTING VS PROPOSED 260923

APSH

Room	Window	Room Use	Window				Winter %Loss	Annual %Loss	Room				Winter %Loss	Annual %Loss
			Existing		Proposed				Existing		Proposed			
			Winter APSH	Annual APSH	Winter APSH	Annual APSH			Winter APSH	Annual APSH	Winter APSH	Annual APSH		

13-14 Warren Street & 118-120 Whitfield Street

R1/1001	W1/1001	ASSUMED	12	45	12	45	0.0	0.0						
R1/1001	W2/1001	ASSUMED	12	47	12	47	0.0	0.0						
R1/1001	W3/1001	ASSUMED	1	9	1	9	0.0	0.0						
R1/1001	W4/1001	ASSUMED	1	9	1	9	0.0	0.0	13	51	13	51	0.0	0.0
R1/1002	W1/1002	ASSUMED	16	56	16	56	0.0	0.0						
R1/1002	W2/1002	ASSUMED	16	56	16	56	0.0	0.0						
R1/1002	W3/1002	ASSUMED	1	10	1	10	0.0	0.0						
R1/1002	W4/1002	ASSUMED	1	10	1	10	0.0	0.0	17	58	17	58	0.0	0.0
R1/1003	W1/1003	ASSUMED	19	60	19	60	0.0	0.0						
R1/1003	W2/1003	ASSUMED	20	61	20	61	0.0	0.0						
R1/1003	W3/1003	ASSUMED	1	10	1	10	0.0	0.0						
R1/1003	W4/1003	ASSUMED	1	10	1	10	0.0	0.0	21	62	21	62	0.0	0.0

15 Warren Street & 161 Whitfield Street

R1/1604	W6/1604	UNKNOWN	16	80	16	80	0.0	0.0	16	80	16	80	0.0	0.0
R3/1604	W2/1604	UNKNOWN	27	93	27	93	0.0	0.0						
R3/1604	W3/1604	UNKNOWN	0	10	0	10	-	0.0						
R3/1604	W4/1604	UNKNOWN	20	57	20	57	0.0	0.0						
R3/1604	W5/1604	UNKNOWN	27	93	27	93	0.0	0.0	28	94	28	94	0.0	0.0



SUNLIGHT ANALYSIS

EUSTON TOWER, LONDON
EXISTING VS PROPOSED 260923

APSH

Room	Window	Room Use	Window				Winter %Loss	Annual %Loss	Room				Winter %Loss	Annual %Loss
			Existing		Proposed				Existing		Proposed			
			Winter APSH	Annual APSH	Winter APSH	Annual APSH			Winter APSH	Annual APSH	Winter APSH	Annual APSH		

16 Warren Street

R1/1714	W1/1714	LKD	26	80	26	80	0.0	0.0						
R1/1714	W2/1714	LKD	0	11	0	11	-	0.0						
R1/1714	W3/1714	LKD	0	11	0	11	-	0.0						
R1/1714	W4/1714	LKD	28	95	28	95	0.0	0.0	28	95	28	95	0.0	0.0

17 Warren Street

R1/1724	W1/1724	LKD	26	92	26	92	0.0	0.0						
R1/1724	W2/1724	LKD	0	10	0	10	-	0.0						
R1/1724	W3/1724	LKD	18	65	18	65	0.0	0.0						
R1/1724	W4/1724	LKD	17	74	17	74	0.0	0.0						
R1/1724	W5/1724	LKD	0	6	0	6	-	0.0	26	93	26	93	0.0	0.0

Duchess House, 18-19 Warren Street

R2/1731	W3/1731	LKD	0	9	0	9	-	0.0						
R2/1731	W4/1731	LKD	0	9	0	9	-	0.0						
R2/1731	W5/1731	LKD	15	38	15	38	0.0	0.0	15	45	15	45	0.0	0.0
R2/1732	W3/1732	LKD	1	10	1	10	0.0	0.0						
R2/1732	W4/1732	LKD	1	10	1	10	0.0	0.0						
R2/1732	W5/1732	LKD	17	51	17	51	0.0	0.0	18	56	18	56	0.0	0.0

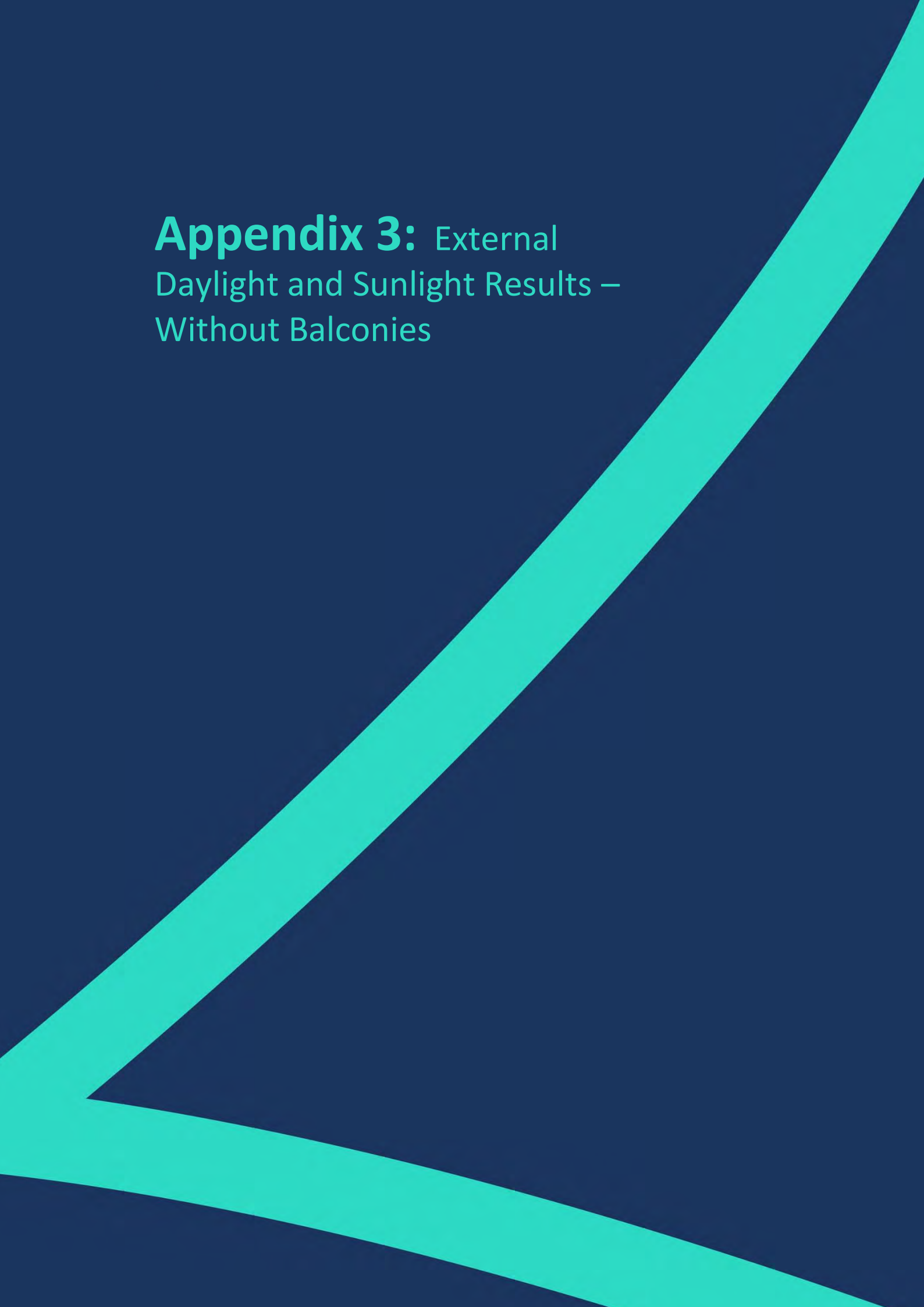


SUNLIGHT ANALYSIS

EUSTON TOWER, LONDON
EXISTING VS PROPOSED 260923

APSH

Room	Window	Room Use	Window				Winter %Loss	Annual %Loss	Room				Winter %Loss	Annual %Loss
			Existing		Proposed				Existing		Proposed			
			Winter APSH	Annual APSH	Winter APSH	Annual APSH			Winter APSH	Annual APSH	Winter APSH	Annual APSH		
R2/1733	W3/1733	ASSUMED	1	11	1	11	0.0	0.0						
R2/1733	W4/1733	ASSUMED	1	11	1	11	0.0	0.0						
R2/1733	W5/1733	ASSUMED	22	63	22	63	0.0	0.0	23	64	23	64	0.0	0.0



Appendix 3: External Daylight and Sunlight Results – Without Balconies



DAYLIGHT ANALYSIS

EUSTON TOWER, LONDON
EXISTING VS PROPOSED 260923__WOB

DAYLIGHT

Room	Room Use	Window	Existing VSC	Proposed VSC	Loss	%Loss
17 to 33 William Road						
R1/111	LD	W1/111	17.00	16.99	0.01	0.06
R2/111	KITCHEN?	W2/111	10.62	10.62	0.00	0.00
R3/111	BEDROOM	W3/111	7.66	7.66	0.00	0.00
R3/111	BEDROOM	W4/111	12.55	12.54	0.01	0.08
R4/111	LD	W5/111	11.85	11.72	0.13	1.10
R5/111	LD	W6/111	14.01	13.89	0.12	0.86
R5/111	LD	W7/111	11.33	11.25	0.08	0.71
R6/111	BEDROOM	W8/111	19.64	19.56	0.08	0.41
R7/111	BEDROOM	W9/111	19.14	19.05	0.09	0.47
R8/111	LD	W10/111	11.65	11.55	0.10	0.86
R10/111	LD	W12/111	11.62	11.48	0.14	1.20
R10/111	LD	W13/111	14.56	14.43	0.13	0.89
R11/111	LD	W14/111	16.32	16.19	0.13	0.80
R12/111	BEDROOM	W17/111	18.65	18.56	0.09	0.48
R13/111	BEDROOM	W16/111	17.28	17.19	0.09	0.52
R14/111	BEDROOM	W15/111	16.06	15.98	0.08	0.50
R15/111	LD	W19/111	13.45	13.33	0.12	0.89
R15/111	LD	W20/111	10.22	10.08	0.14	1.37
R16/111	LD	W18/111	11.65	11.65	0.00	0.00
R1/112	LD	W1/112	19.15	19.14	0.01	0.05
R2/112	KITCHEN?	W2/112	11.86	11.86	0.00	0.00
R3/112	BEDROOM	W3/112	8.19	8.19	0.00	0.00
R3/112	BEDROOM	W4/112	13.78	13.77	0.01	0.07



DAYLIGHT ANALYSIS

EUSTON TOWER, LONDON
EXISTING VS PROPOSED 260923__WOB

DAYLIGHT						
Room	Room Use	Window	Existing VSC	Proposed VSC	Loss	%Loss
R4/112	LD	W5/112	12.67	12.53	0.14	1.10
R5/112	LD	W6/112	15.43	15.29	0.14	0.91
R5/112	LD	W7/112	12.70	12.62	0.08	0.63
R6/112	BEDROOM	W8/112	22.36	22.24	0.12	0.54
R7/112	BEDROOM	W9/112	23.13	23.01	0.12	0.52
R8/112	LD	W11/112	12.67	12.56	0.11	0.87
R9/112	BEDROOM	W10/112	22.54	22.34	0.20	0.89
R10/112	LD	W12/112	12.64	12.47	0.17	1.34
R10/112	LD	W13/112	15.76	15.64	0.12	0.76
R11/112	LD	W14/112	17.96	17.83	0.13	0.72
R12/112	BEDROOM	W17/112	24.17	24.02	0.15	0.62
R13/112	BEDROOM	W16/112	23.49	23.34	0.15	0.64
R14/112	BEDROOM	W15/112	22.37	22.24	0.13	0.58
R15/112	LD	W19/112	17.48	17.36	0.12	0.69
R15/112	LD	W20/112	13.22	13.09	0.13	0.98
R16/112	LD	W18/112	15.17	15.17	0.00	0.00
R1/113	LD	W1/113	21.59	21.57	0.02	0.09
R2/113	KITCHEN?	W2/113	13.19	13.19	0.00	0.00
R3/113	BEDROOM	W3/113	8.69	8.69	0.00	0.00
R3/113	BEDROOM	W4/113	14.95	14.93	0.02	0.13
R4/113	LD	W5/113	13.54	13.38	0.16	1.18
R5/113	LD	W6/113	16.67	16.52	0.15	0.90
R5/113	LD	W7/113	13.82	13.73	0.09	0.65



DAYLIGHT ANALYSIS

EUSTON TOWER, LONDON
EXISTING VS PROPOSED 260923__WOB

DAYLIGHT						
Room	Room Use	Window	Existing VSC	Proposed VSC	Loss	%Loss
R6/113	BEDROOM	W8/113	24.38	24.24	0.14	0.57
R7/113	BEDROOM	W9/113	25.37	25.24	0.13	0.51
R8/113	LD	W11/113	14.24	14.10	0.14	0.98
R9/113	BEDROOM	W10/113	25.24	25.01	0.23	0.91
R10/113	LD	W12/113	14.08	13.90	0.18	1.28
R10/113	LD	W13/113	17.15	17.03	0.12	0.70
R11/113	LD	W14/113	19.20	19.08	0.12	0.63
R12/113	BEDROOM	W17/113	26.10	25.94	0.16	0.61
R13/113	BEDROOM	W16/113	25.59	25.45	0.14	0.55
R14/113	BEDROOM	W15/113	24.47	24.34	0.13	0.53
R15/113	LD	W19/113	19.06	18.94	0.12	0.63
R15/113	LD	W20/113	14.45	14.31	0.14	0.97
R16/113	LD	W18/113	16.40	16.40	0.00	0.00
R1/114	LD	W1/114	24.55	24.54	0.01	0.04
R2/114	KITCHEN?	W2/114	14.41	14.41	0.00	0.00
R3/114	BEDROOM	W3/114	9.03	9.03	0.00	0.00
R3/114	BEDROOM	W4/114	16.25	16.24	0.01	0.06
R4/114	LD	W5/114	14.59	14.42	0.17	1.17
R5/114	LD	W6/114	18.32	18.15	0.17	0.93
R5/114	LD	W7/114	15.17	15.09	0.08	0.53
R6/114	BEDROOM	W8/114	26.11	25.95	0.16	0.61
R7/114	BEDROOM	W9/114	27.14	26.98	0.16	0.59
R8/114	LD	W11/114	18.79	18.50	0.29	1.54



DAYLIGHT ANALYSIS

EUSTON TOWER, LONDON
EXISTING VS PROPOSED 260923__WOB

DAYLIGHT						
Room	Room Use	Window	Existing VSC	Proposed VSC	Loss	%Loss
R9/114	BEDROOM	W10/114	27.86	27.60	0.26	0.93
R10/114	LD	W12/114	16.33	16.15	0.18	1.10
R10/114	LD	W13/114	19.23	19.10	0.13	0.68
R11/114	LD	W14/114	20.83	20.70	0.13	0.62
R12/114	BEDROOM	W17/114	27.23	27.08	0.15	0.55
R13/114	BEDROOM	W16/114	26.79	26.64	0.15	0.56
R14/114	BEDROOM	W15/114	25.84	25.71	0.13	0.50
R15/114	LD	W19/114	20.13	20.01	0.12	0.60
R15/114	LD	W20/114	15.47	15.33	0.14	0.90
R16/114	LD	W18/114	17.18	17.18	0.00	0.00
R1/115	LD	W1/115	28.46	28.44	0.02	0.07
R2/115	KITCHEN?	W2/115	10.81	10.81	0.00	0.00
R3/115	BEDROOM	W3/115	6.86	6.86	0.00	0.00
R3/115	BEDROOM	W4/115	18.42	18.41	0.01	0.05
R4/115	LD	W5/115	15.87	15.67	0.20	1.26
R5/115	LD	W6/115	20.36	20.17	0.19	0.93
R5/115	LD	W7/115	16.49	16.40	0.09	0.55
R6/115	BEDROOM	W8/115	27.44	27.36	0.08	0.29
R7/115	BEDROOM	W9/115	27.81	27.68	0.13	0.47
R7/115	BEDROOM	W15/115	28.23	28.05	0.18	0.64
R8/115	LD	W11/115	26.28	25.90	0.38	1.45
R9/115	BEDROOM	W10/115	28.66	28.39	0.27	0.94
R10/115	LD	W12/115	20.98	20.80	0.18	0.86
R10/115	LD	W13/115	23.83	23.70	0.13	0.55



DAYLIGHT ANALYSIS

EUSTON TOWER, LONDON
EXISTING VS PROPOSED 260923__WOB

DAYLIGHT						
Room	Room Use	Window	Existing VSC	Proposed VSC	Loss	%Loss
R11/115	LD	W14/115	23.81	23.67	0.14	0.59
R12/115	BEDROOM	W21/115	27.87	27.72	0.15	0.54
R13/115	BEDROOM	W17/115	27.22	27.07	0.15	0.55
R13/115	BEDROOM	W22/115	27.55	27.41	0.14	0.51
R14/115	BEDROOM	W16/115	26.83	26.69	0.14	0.52
R15/115	LD	W19/115	21.49	21.35	0.14	0.65
R15/115	LD	W20/115	16.44	16.29	0.15	0.91
R16/115	LD	W18/115	18.34	18.30	0.04	0.22
R1/116	LKD	W1/116	22.05	22.05	0.00	0.00
R2/116	BEDROOM?	W2/116	9.78	9.67	0.11	1.12
R3/116	BEDROOM?	W3/116	13.29	13.11	0.18	1.35
R4/116	LKD?	W4/116	20.68	20.53	0.15	0.73
R4/116	LKD?	W5/116	22.53	22.53	0.00	0.00

Schafer House, University College

R1/120		W1/120	5.85	5.85	0.00	0.00
R2/120		W2/120	8.14	8.14	0.00	0.00
R3/120		W3/120	8.46	8.46	0.00	0.00
R4/120		W4/120	12.83	12.71	0.12	0.94
R4/120		W5/120	10.76	10.54	0.22	2.04
R5/120		W6/120	14.36	14.30	0.06	0.42
R5/120		W7/120	14.94	14.93	0.01	0.07
R6/120		W8/120	15.89	15.89	0.00	0.00
R6/120		W9/120	16.39	16.39	0.00	0.00
R7/120		W10/120	17.16	17.16	0.00	0.00



DAYLIGHT ANALYSIS

EUSTON TOWER, LONDON
EXISTING VS PROPOSED 260923__WOB

DAYLIGHT						
Room	Room Use	Window	Existing VSC	Proposed VSC	Loss	%Loss
R1/121		W1/121	8.00	8.00	0.00	0.00
R2/121		W2/121	10.93	10.93	0.00	0.00
R3/121		W3/121	11.42	11.42	0.00	0.00
R4/121		W4/121	15.72	15.56	0.16	1.02
R4/121		W5/121	13.31	13.08	0.23	1.73
R5/121		W6/121	17.22	17.16	0.06	0.35
R5/121		W7/121	17.79	17.78	0.01	0.06
R6/121		W8/121	18.60	18.60	0.00	0.00
R6/121		W9/121	19.03	19.00	0.03	0.16
R7/121		W10/121	19.69	19.59	0.10	0.51
R1/122		W1/122	13.05	13.05	0.00	0.00
R2/122		W2/122	16.57	16.57	0.00	0.00
R3/122		W3/122	16.22	16.22	0.00	0.00
R4/122		W4/122	19.28	19.11	0.17	0.88
R4/122		W5/122	16.81	16.58	0.23	1.37
R5/122		W6/122	20.36	20.24	0.12	0.59
R5/122		W7/122	20.79	20.63	0.16	0.77
R6/122		W8/122	21.32	21.14	0.18	0.84
R6/122		W9/122	21.60	21.44	0.16	0.74
R7/122		W10/122	22.05	21.88	0.17	0.77
R1/123		W1/123	21.17	21.02	0.15	0.71
R2/123		W2/123	22.63	22.48	0.15	0.66
R3/123		W3/123	21.11	20.96	0.15	0.71
R4/123		W4/123	22.57	22.40	0.17	0.75
R4/123		W5/123	20.29	20.05	0.24	1.18



DAYLIGHT ANALYSIS

EUSTON TOWER, LONDON
EXISTING VS PROPOSED 260923__WOB

DAYLIGHT						
Room	Room Use	Window	Existing VSC	Proposed VSC	Loss	%Loss
R5/123		W6/123	22.57	22.41	0.16	0.71
R5/123		W7/123	22.82	22.60	0.22	0.96
R6/123		W8/123	23.14	22.92	0.22	0.95
R6/123		W9/123	23.30	23.14	0.16	0.69
R7/123		W10/123	23.70	23.52	0.18	0.76
R1/217		W1/217	16.22	15.75	0.47	2.90
R2/217		W2/217	15.46	14.99	0.47	3.04
R3/217		W3/217	14.60	14.02	0.58	3.97
R4/217		W4/217	13.99	13.33	0.66	4.72

175 Drummond Street

R1/51	BEDROOM	W1/51	3.52	2.75	0.77	21.88
R2/51	BEDROOM	W2/51	3.16	2.09	1.07	33.86
R1/52	BEDROOM	W1/52	4.21	3.33	0.88	20.90
R2/52	BEDROOM	W2/52	3.67	2.46	1.21	32.97
R1/53	BEDROOM	W1/53	5.09	4.09	1.00	19.65
R2/53	BEDROOM	W2/53	4.32	2.96	1.36	31.48
R1/54	BEDROOM	W1/54	6.26	5.15	1.11	17.73
R2/54	BEDROOM	W2/54	5.20	3.67	1.53	29.42
R1/55	BEDROOM	W1/55	7.87	6.62	1.25	15.88
R2/55	BEDROOM	W2/55	6.44	4.73	1.71	26.55
R1/56	BEDROOM	W1/56	10.14	8.75	1.39	13.71
R2/56	BEDROOM	W2/56	8.28	6.38	1.90	22.95



DAYLIGHT ANALYSIS

EUSTON TOWER, LONDON
EXISTING VS PROPOSED 260923__WOB

DAYLIGHT						
Room	Room Use	Window	Existing VSC	Proposed VSC	Loss	%Loss
R1/57	BEDROOM	W1/57	13.36	11.83	1.53	11.45
R2/57	BEDROOM	W2/57	11.23	9.15	2.08	18.52
Triton Building						
R1/1103	BEDROOM	W1/1103	2.47	2.47	0.00	0.00
R2/1103	LKD	W2/1103	3.19	3.19	0.00	0.00
R2/1103	LKD	W3/1103	3.18	3.18	0.00	0.00
R2/1103	LKD	W4/1103	8.60	7.12	1.48	17.21
R3/1103	BEDROOM	W5/1103	9.18	7.69	1.49	16.23
R4/1103	BEDROOM	W6/1103	8.30	6.79	1.51	18.19
R5/1103	LKD	W7/1103	8.71	7.29	1.42	16.30
R6/1103	BEDROOM	W8/1103	8.71	7.32	1.39	15.96
R7/1103	LKD	W9/1103	8.08	6.79	1.29	15.97
R7/1103	LKD	W10/1103	0.82	0.82	0.00	0.00
R7/1103	LKD	W11/1103	2.44	2.44	0.00	0.00
R8/1103	BEDROOM	W12/1103	5.30	5.30	0.00	0.00
R1/1104	BEDROOM	W1/1104	3.25	3.25	0.00	0.00
R2/1104	LKD	W2/1104	5.21	5.21	0.00	0.00
R2/1104	LKD	W3/1104	5.37	5.37	0.00	0.00
R2/1104	LKD	W4/1104	10.35	8.59	1.76	17.00
R3/1104	BEDROOM	W5/1104	10.96	9.20	1.76	16.06
R4/1104	BEDROOM	W6/1104	9.82	8.03	1.79	18.23
R5/1104	LKD	W7/1104	10.27	8.57	1.70	16.55
R6/1104	BEDROOM	W8/1104	10.27	8.59	1.68	16.36
R7/1104	LKD	W9/1104	9.43	7.87	1.56	16.54



DAYLIGHT ANALYSIS

EUSTON TOWER, LONDON
EXISTING VS PROPOSED 260923__WOB

DAYLIGHT						
Room	Room Use	Window	Existing VSC	Proposed VSC	Loss	%Loss
R7/1104	LKD	W10/1104	1.81	1.81	0.00	0.00
R7/1104	LKD	W11/1104	2.73	2.73	0.00	0.00
R8/1104	BEDROOM	W12/1104	7.62	7.62	0.00	0.00
R1/1105	BEDROOM	W1/1105	5.43	5.43	0.00	0.00
R2/1105	LKD	W2/1105	7.79	7.79	0.00	0.00
R2/1105	LKD	W3/1105	8.25	8.25	0.00	0.00
R2/1105	LKD	W4/1105	12.51	10.42	2.09	16.71
R3/1105	BEDROOM	W5/1105	13.04	10.96	2.08	15.95
R4/1105	BEDROOM	W6/1105	11.48	9.36	2.12	18.47
R5/1105	LKD	W7/1105	12.05	10.02	2.03	16.85
R6/1105	BEDROOM	W8/1105	12.07	10.06	2.01	16.65
R7/1105	LKD	W9/1105	10.99	9.10	1.89	17.20
R7/1105	LKD	W10/1105	2.06	2.06	0.00	0.00
R7/1105	LKD	W11/1105	4.54	4.54	0.00	0.00
R8/1105	BEDROOM	W12/1105	11.37	11.37	0.00	0.00
R1/1106	BEDROOM	W1/1106	9.16	9.16	0.00	0.00
R2/1106	LKD	W2/1106	12.91	12.91	0.00	0.00
R2/1106	LKD	W3/1106	13.04	13.04	0.00	0.00
R2/1106	LKD	W4/1106	15.11	12.66	2.45	16.21
R3/1106	BEDROOM	W5/1106	15.44	12.98	2.46	15.93
R4/1106	BEDROOM	W6/1106	13.25	10.76	2.49	18.79
R5/1106	LKD	W7/1106	14.00	11.61	2.39	17.07
R6/1106	BEDROOM	W8/1106	14.14	11.74	2.40	16.97
R7/1106	LKD	W9/1106	12.78	10.51	2.27	17.76
R7/1106	LKD	W10/1106	2.96	2.96	0.00	0.00
R7/1106	LKD	W11/1106	4.16	4.16	0.00	0.00



DAYLIGHT ANALYSIS

EUSTON TOWER, LONDON
EXISTING VS PROPOSED 260923__WOB

DAYLIGHT						
Room	Room Use	Window	Existing VSC	Proposed VSC	Loss	%Loss
R8/1106	BEDROOM	W12/1106	11.11	11.11	0.00	0.00
R1/1107	BEDROOM	W1/1107	15.33	15.33	0.00	0.00
R2/1107	LKD	W2/1107	19.27	19.27	0.00	0.00
R2/1107	LKD	W3/1107	19.85	19.85	0.00	0.00
R2/1107	LKD	W4/1107	18.15	15.30	2.85	15.70
R3/1107	BEDROOM	W5/1107	18.09	15.23	2.86	15.81
R4/1107	BEDROOM	W6/1107	15.16	12.26	2.90	19.13
R5/1107	LKD	W7/1107	16.04	13.24	2.80	17.46
R6/1107	BEDROOM	W8/1107	16.40	13.57	2.83	17.26
R7/1107	LKD	W9/1107	14.78	12.08	2.70	18.27
R7/1107	LKD	W10/1107	4.12	4.11	0.01	0.24
R7/1107	LKD	W11/1107	6.46	6.46	0.00	0.00
R8/1107	BEDROOM	W12/1107	13.07	13.07	0.00	0.00
R1/1108	BEDROOM	W1/1108	27.22	27.21	0.01	0.04
R1/1108	BEDROOM	W2/1108	27.90	27.90	0.00	0.00
R2/1108	LKD	W3/1108	28.68	28.68	0.00	0.00
R2/1108	LKD	W4/1108	27.94	27.94	0.00	0.00
R2/1108	LKD	W5/1108	21.39	18.14	3.25	15.19
R2/1108	LKD	W6/1108	20.75	17.46	3.29	15.86
R3/1108	BEDROOM	W7/1108	16.95	13.63	3.32	19.59
R4/1108	BEDROOM	W8/1108	17.90	14.69	3.21	17.93
R5/1108	LKD	W9/1108	18.35	15.05	3.30	17.98
R5/1108	LKD	W10/1108	16.96	13.79	3.17	18.69
R5/1108	LKD	W11/1108	6.11	6.11	0.00	0.00
R5/1108	LKD	W12/1108	7.50	7.45	0.05	0.67
R6/1108	BEDROOM	W13/1108	8.99	8.99	0.00	0.00
R6/1108	BEDROOM	W14/1108	13.95	13.89	0.06	0.43



DAYLIGHT ANALYSIS

EUSTON TOWER, LONDON
EXISTING VS PROPOSED 260923__WOB

DAYLIGHT						
Room	Room Use	Window	Existing VSC	Proposed VSC	Loss	%Loss
R1/1109	BEDROOM	W1/1109	34.04	34.04	0.00	0.00
R1/1109	BEDROOM	W2/1109	33.33	33.33	0.00	0.00
R2/1109	LKD	W3/1109	33.93	33.93	0.00	0.00
R2/1109	LKD	W4/1109	33.92	33.92	0.00	0.00
R2/1109	LKD	W5/1109	24.09	20.42	3.67	15.23
R2/1109	LKD	W6/1109	23.02	19.30	3.72	16.16
R3/1109	BEDROOM	W7/1109	18.60	14.86	3.74	20.11
R4/1109	BEDROOM	W8/1109	19.67	16.04	3.63	18.45
R5/1109	LKD	W9/1109	20.23	16.46	3.77	18.64
R5/1109	LKD	W10/1109	19.03	15.36	3.67	19.29
R5/1109	LKD	W11/1109	9.98	9.85	0.13	1.30
R5/1109	LKD	W12/1109	11.86	11.82	0.04	0.34
R6/1109	BEDROOM	W13/1109	13.02	12.85	0.17	1.31
R6/1109	BEDROOM	W14/1109	17.29	17.26	0.03	0.17
R1/1110	BEDROOM	W1/1110	35.15	35.14	0.01	0.03
R1/1110	BEDROOM	W2/1110	34.79	34.79	0.00	0.00
R2/1110	LKD	W3/1110	35.31	35.30	0.01	0.03
R2/1110	LKD	W4/1110	34.53	34.53	0.00	0.00
R2/1110	LKD	W5/1110	25.49	21.46	4.03	15.81
R2/1110	LKD	W6/1110	24.45	20.36	4.09	16.73
R3/1110	BEDROOM	W7/1110	19.99	15.87	4.12	20.61
R4/1110	BEDROOM	W8/1110	21.04	17.01	4.03	19.15
R5/1110	LKD	W9/1110	21.85	17.63	4.22	19.31
R5/1110	LKD	W10/1110	20.74	16.59	4.15	20.01
R5/1110	LKD	W11/1110	13.52	13.36	0.16	1.18
R5/1110	LKD	W12/1110	14.59	14.38	0.21	1.44
R6/1110	BEDROOM	W13/1110	15.40	15.27	0.13	0.84
R6/1110	BEDROOM	W14/1110	18.94	18.75	0.19	1.00
R1/1111	BEDROOM	W1/1111	34.76	34.76	0.00	0.00



DAYLIGHT ANALYSIS

EUSTON TOWER, LONDON
EXISTING VS PROPOSED 260923_WOB

DAYLIGHT						
Room	Room Use	Window	Existing VSC	Proposed VSC	Loss	%Loss
R1/1111	BEDROOM	W2/1111	34.05	34.04	0.01	0.03
R2/1111	LKD	W3/1111	34.60	34.60	0.00	0.00
R2/1111	LKD	W4/1111	34.63	34.63	0.00	0.00
R2/1111	LKD	W5/1111	26.16	22.02	4.14	15.83
R2/1111	LKD	W6/1111	25.22	20.99	4.23	16.77
R3/1111	BEDROOM	W7/1111	20.80	16.53	4.27	20.53
R4/1111	BEDROOM	W8/1111	21.81	17.62	4.19	19.21
R5/1111	LKD	W9/1111	22.90	18.47	4.43	19.34
R5/1111	LKD	W10/1111	22.00	17.60	4.40	20.00
R5/1111	LKD	W11/1111	17.90	17.57	0.33	1.84
R5/1111	LKD	W12/1111	19.51	19.27	0.24	1.23
R6/1111	BEDROOM	W13/1111	19.92	19.58	0.34	1.71
R6/1111	BEDROOM	W14/1111	22.17	21.98	0.19	0.86
R1/1112	BEDROOM	W1/1112	35.31	35.30	0.01	0.03
R1/1112	BEDROOM	W2/1112	34.95	34.95	0.00	0.00
R2/1112	LKD	W3/1112	35.47	35.46	0.01	0.03
R2/1112	LKD	W4/1112	34.69	34.69	0.00	0.00
R2/1112	LKD	W5/1112	26.72	22.54	4.18	15.64
R2/1112	LKD	W6/1112	25.86	21.57	4.29	16.59
R3/1112	BEDROOM	W7/1112	21.48	17.13	4.35	20.25
R4/1112	BEDROOM	W8/1112	22.45	18.16	4.29	19.11
R5/1112	LKD	W9/1112	23.82	19.25	4.57	19.19
R5/1112	LKD	W10/1112	23.15	18.55	4.60	19.87
R5/1112	LKD	W11/1112	20.94	20.56	0.38	1.81
R5/1112	LKD	W12/1112	21.85	21.45	0.40	1.83
R6/1112	BEDROOM	W13/1112	22.16	21.85	0.31	1.40
R6/1112	BEDROOM	W14/1112	23.79	23.47	0.32	1.35
R1/1113	BEDROOM	W1/1113	34.90	34.90	0.00	0.00
R1/1113	BEDROOM	W2/1113	34.19	34.19	0.00	0.00



DAYLIGHT ANALYSIS

EUSTON TOWER, LONDON
EXISTING VS PROPOSED 260923__WOB

DAYLIGHT						
Room	Room Use	Window	Existing VSC	Proposed VSC	Loss	%Loss
R2/1113	LKD	W3/1113	34.74	34.74	0.00	0.00
R2/1113	LKD	W4/1113	34.78	34.77	0.01	0.03
R2/1113	LKD	W5/1113	27.26	23.04	4.22	15.48
R2/1113	LKD	W6/1113	26.45	22.12	4.33	16.37
R3/1113	BEDROOM	W7/1113	22.10	17.69	4.41	19.95
R4/1113	BEDROOM	W8/1113	22.97	18.62	4.35	18.94
R5/1113	BEDROOM	W9/1113	24.58	19.93	4.65	18.92
R6/1113	LKD	W10/1113	23.99	19.31	4.68	19.51
R6/1113	LKD	W11/1113	22.38	21.92	0.46	2.06
R6/1113	LKD	W12/1113	23.80	23.45	0.35	1.47
R6/1113	LKD	W13/1113	24.00	23.56	0.44	1.83
R7/1113	BEDROOM	W14/1113	25.38	25.12	0.26	1.02
R1/1114	BEDROOM	W1/1114	35.42	35.41	0.01	0.03
R1/1114	BEDROOM	W2/1114	35.07	35.07	0.00	0.00
R2/1114	LKD	W3/1114	35.59	35.58	0.01	0.03
R2/1114	LKD	W4/1114	34.81	34.81	0.00	0.00
R2/1114	LKD	W5/1114	27.64	23.46	4.18	15.12
R2/1114	LKD	W6/1114	26.86	22.57	4.29	15.97
R3/1114	BEDROOM	W7/1114	22.52	18.16	4.36	19.36
R4/1114	BEDROOM	W8/1114	23.25	18.96	4.29	18.45
R5/1114	BEDROOM	W9/1114	25.08	20.50	4.58	18.26
R6/1114	LKD	W10/1114	24.53	19.91	4.62	18.83
R6/1114	LKD	W11/1114	23.52	23.13	0.39	1.66
R6/1114	LKD	W12/1114	24.33	23.91	0.42	1.73
R6/1114	LKD	W13/1114	24.51	24.19	0.32	1.31
R7/1114	BEDROOM	W14/1114	26.00	25.68	0.32	1.23
R1/1115	BEDROOM	W1/1115	34.98	34.98	0.00	0.00
R1/1115	BEDROOM	W2/1115	34.28	34.28	0.00	0.00



DAYLIGHT ANALYSIS

EUSTON TOWER, LONDON
EXISTING VS PROPOSED 260923__WOB

DAYLIGHT						
Room	Room Use	Window	Existing VSC	Proposed VSC	Loss	%Loss
R2/1115	LKD	W3/1115	34.83	34.83	0.00	0.00
R2/1115	LKD	W4/1115	34.86	34.86	0.00	0.00
R2/1115	LKD	W5/1115	28.02	23.88	4.14	14.78
R2/1115	LKD	W6/1115	27.28	23.03	4.25	15.58
R3/1115	BEDROOM	W7/1115	22.97	18.66	4.31	18.76
R4/1115	BEDROOM	W8/1115	23.56	19.31	4.25	18.04
R5/1115	BEDROOM	W9/1115	25.62	21.09	4.53	17.68
R6/1115	LKD	W10/1115	25.10	20.56	4.54	18.09
R6/1115	LKD	W11/1115	25.11	24.67	0.44	1.75
R6/1115	LKD	W12/1115	26.43	26.10	0.33	1.25
R6/1115	LKD	W13/1115	26.49	26.08	0.41	1.55
R7/1115	BEDROOM	W14/1115	27.73	27.48	0.25	0.90
R1/1116	BEDROOM	W1/1116	35.49	35.48	0.01	0.03
R1/1116	BEDROOM	W2/1116	35.15	35.15	0.00	0.00
R2/1116	LKD	W3/1116	35.67	35.66	0.01	0.03
R2/1116	LKD	W4/1116	34.89	34.89	0.00	0.00
R2/1116	LKD	W5/1116	28.42	24.32	4.10	14.43
R2/1116	LKD	W6/1116	27.71	23.52	4.19	15.12
R3/1116	BEDROOM	W7/1116	23.43	19.18	4.25	18.14
R4/1116	BEDROOM	W8/1116	23.87	19.68	4.19	17.55
R5/1116	BEDROOM	W9/1116	26.18	21.71	4.47	17.07
R6/1116	LKD	W10/1116	25.72	21.24	4.48	17.42
R6/1116	LKD	W11/1116	26.47	26.11	0.36	1.36
R6/1116	LKD	W12/1116	27.16	26.78	0.38	1.40
R6/1116	LKD	W13/1116	27.19	26.89	0.30	1.10
R7/1116	BEDROOM	W14/1116	28.52	28.22	0.30	1.05
R1/1117	BEDROOM	W1/1117	35.16	35.16	0.00	0.00
R1/1117	BEDROOM	W2/1117	34.58	34.58	0.00	0.00



DAYLIGHT ANALYSIS

EUSTON TOWER, LONDON
EXISTING VS PROPOSED 260923__WOB

DAYLIGHT						
Room	Room Use	Window	Existing VSC	Proposed VSC	Loss	%Loss
R2/1117	LKD	W3/1117	35.05	35.05	0.00	0.00
R2/1117	LKD	W4/1117	35.12	35.12	0.00	0.00
R2/1117	LKD	W5/1117	28.84	24.78	4.06	14.08
R2/1117	LKD	W6/1117	28.17	24.03	4.14	14.70
R3/1117	BEDROOM	W7/1117	23.92	19.72	4.20	17.56
R4/1117	BEDROOM	W8/1117	24.21	20.08	4.13	17.06
R5/1117	BEDROOM	W9/1117	26.78	22.37	4.41	16.47
R6/1117	LKD	W10/1117	26.37	21.96	4.41	16.72
R6/1117	LKD	W11/1117	28.25	27.84	0.41	1.45
R6/1117	LKD	W12/1117	29.43	29.12	0.31	1.05
R6/1117	LKD	W13/1117	29.31	28.94	0.37	1.26
R7/1117	BEDROOM	W14/1117	30.37	30.14	0.23	0.76
R1/1118	BEDROOM	W1/1118	35.71	35.71	0.00	0.00
R1/1118	BEDROOM	W2/1118	35.37	35.37	0.00	0.00
R2/1118	LKD	W3/1118	35.90	35.89	0.01	0.03
R2/1118	LKD	W4/1118	35.15	35.15	0.00	0.00
R2/1118	LKD	W5/1118	29.27	25.26	4.01	13.70
R2/1118	LKD	W6/1118	28.63	24.56	4.07	14.22
R3/1118	BEDROOM	W7/1118	24.42	20.28	4.14	16.95
R4/1118	BEDROOM	W8/1118	24.56	20.49	4.07	16.57
R5/1118	BEDROOM	W9/1118	27.39	23.04	4.35	15.88
R6/1118	LKD	W10/1118	27.05	22.71	4.34	16.04
R6/1118	LKD	W11/1118	29.86	29.52	0.34	1.14
R6/1118	LKD	W12/1118	30.28	29.89	0.39	1.29
R6/1118	LKD	W13/1118	30.33	30.06	0.27	0.89
R7/1118	BEDROOM	W14/1118	31.22	30.93	0.29	0.93
R1/1119	LKD	W1/1119	36.15	36.15	0.00	0.00
R1/1119	LKD	W2/1119	35.65	35.65	0.00	0.00
R1/1119	LKD	W3/1119	36.05	36.05	0.00	0.00



DAYLIGHT ANALYSIS

EUSTON TOWER, LONDON
EXISTING VS PROPOSED 260923__WOB

DAYLIGHT						
Room	Room Use	Window	Existing VSC	Proposed VSC	Loss	%Loss
R1/1119	LKD	W4/1119	36.06	36.06	0.00	0.00
R1/1119	LKD	W5/1119	29.71	25.76	3.95	13.30
R1/1119	LKD	W6/1119	29.11	25.10	4.01	13.78
R2/1119	BEDROOM	W7/1119	24.94	20.86	4.08	16.36
R3/1119	BEDROOM	W8/1119	24.93	20.92	4.01	16.09
R4/1119	BEDROOM	W9/1119	28.02	23.73	4.29	15.31
R4/1119	BEDROOM	W10/1119	27.75	23.47	4.28	15.42
R4/1119	BEDROOM	W11/1119	32.29	31.87	0.42	1.30
R4/1119	BEDROOM	W12/1119	33.07	32.74	0.33	1.00
R5/1119	BEDROOM	W13/1119	32.98	32.60	0.38	1.15
R5/1119	BEDROOM	W14/1119	33.64	33.40	0.24	0.71
R1/1120	LKD	W1/1120	36.36	36.36	0.00	0.00
R1/1120	LKD	W2/1120	36.15	36.15	0.00	0.00
R1/1120	LKD	W3/1120	36.50	36.49	0.01	0.03
R1/1120	LKD	W4/1120	35.96	35.96	0.00	0.00
R1/1120	LKD	W5/1120	30.18	26.29	3.89	12.89
R1/1120	LKD	W6/1120	29.63	25.68	3.95	13.33
R2/1120	BEDROOM	W7/1120	25.48	21.48	4.00	15.70
R3/1120	BEDROOM	W8/1120	25.33	21.38	3.95	15.59
R4/1120	BEDROOM	W9/1120	28.68	24.46	4.22	14.71
R4/1120	BEDROOM	W10/1120	28.48	24.28	4.20	14.75
R4/1120	BEDROOM	W11/1120	33.68	33.33	0.35	1.04
R4/1120	BEDROOM	W12/1120	34.08	33.72	0.36	1.06
R5/1120	BEDROOM	W13/1120	33.72	33.43	0.29	0.86
R5/1120	BEDROOM	W14/1120	34.62	34.35	0.27	0.78
R1/1121	LKD	W1/1121	36.54	36.54	0.00	0.00
R1/1121	LKD	W2/1121	35.98	35.98	0.00	0.00
R1/1121	LKD	W3/1121	36.43	36.43	0.00	0.00
R1/1121	LKD	W4/1121	36.39	36.39	0.00	0.00
R1/1121	LKD	W5/1121	30.66	26.84	3.82	12.46
R1/1121	LKD	W6/1121	30.15	26.26	3.89	12.90



DAYLIGHT ANALYSIS

EUSTON TOWER, LONDON
EXISTING VS PROPOSED 260923__WOB

DAYLIGHT						
Room	Room Use	Window	Existing VSC	Proposed VSC	Loss	%Loss
R2/1121	BEDROOM	W7/1121	26.03	22.10	3.93	15.10
R3/1121	BEDROOM	W8/1121	25.75	21.87	3.88	15.07
R4/1121	BEDROOM	W9/1121	29.35	25.20	4.15	14.14
R4/1121	BEDROOM	W10/1121	29.21	25.09	4.12	14.10
R4/1121	BEDROOM	W11/1121	35.26	34.91	0.35	0.99
R4/1121	BEDROOM	W12/1121	35.66	35.33	0.33	0.93
R5/1121	BEDROOM	W13/1121	35.63	35.30	0.33	0.93
R5/1121	BEDROOM	W14/1121	35.81	35.58	0.23	0.64
R1/1122	LIVINGROOM	W1/1122	35.16	35.15	0.01	0.03
R1/1122	LIVINGROOM	W2/1122	34.71	34.71	0.00	0.00
R1/1122	LIVINGROOM	W3/1122	35.41	35.40	0.01	0.03
R1/1122	LIVINGROOM	W4/1122	34.43	34.43	0.00	0.00
R1/1122	LIVINGROOM	W5/1122	31.14	27.40	3.74	12.01
R1/1122	LIVINGROOM	W6/1122	30.67	26.85	3.82	12.46
R2/1122	LIVINGROOM	W7/1122	26.58	22.72	3.86	14.52
R2/1122	LIVINGROOM	W8/1122	26.19	22.39	3.80	14.51
R3/1122	DINING	W9/1122	29.99	25.93	4.06	13.54
R3/1122	DINING	W10/1122	29.89	25.86	4.03	13.48
R3/1122	DINING	W11/1122	34.12	33.85	0.27	0.79
R3/1122	DINING	W12/1122	34.01	33.64	0.37	1.09
R4/1122	KITCHEN	W13/1122	34.00	33.78	0.22	0.65
R4/1122	KITCHEN	W14/1122	34.20	33.93	0.27	0.79
R1/1123	BEDROOM	W1/1123	36.55	36.54	0.01	0.03
R1/1123	BEDROOM	W2/1123	36.44	36.44	0.00	0.00
R2/1123	BEDROOM	W3/1123	36.57	36.55	0.02	0.05
R2/1123	BEDROOM	W4/1123	36.81	36.79	0.02	0.05
R2/1123	BEDROOM	W5/1123	31.57	27.90	3.67	11.62
R2/1123	BEDROOM	W6/1123	31.12	27.37	3.75	12.05
R3/1123	BEDROOM	W7/1123	27.01	23.22	3.79	14.03
R3/1123	BEDROOM	W8/1123	26.58	22.86	3.72	14.00
R4/1123	BEDROOM	W9/1123	30.50	26.52	3.98	13.05



DAYLIGHT ANALYSIS

EUSTON TOWER, LONDON
EXISTING VS PROPOSED 260923__WOB

DAYLIGHT						
Room	Room Use	Window	Existing VSC	Proposed VSC	Loss	%Loss
R4/1123	BEDROOM	W10/1123	30.41	26.47	3.94	12.96
R4/1123	BEDROOM	W11/1123	35.34	34.99	0.35	0.99
R4/1123	BEDROOM	W12/1123	35.93	35.66	0.27	0.75
R5/1123	BEDROOM	W13/1123	35.49	35.17	0.32	0.90
R5/1123	BEDROOM	W14/1123	35.93	35.74	0.19	0.53
R1/1124	LIVINGROOM	W1/1124	29.84	29.84	0.00	0.00
R1/1124	LIVINGROOM	W2/1124	33.78	33.77	0.01	0.03
R1/1124	LIVINGROOM	W3/1124	32.69	32.67	0.02	0.06
R1/1124	LIVINGROOM	W4/1124	32.84	32.78	0.06	0.18
R1/1124	LIVINGROOM	W5/1124	31.93	28.33	3.60	11.27
R1/1124	LIVINGROOM	W6/1124	31.49	27.81	3.68	11.69
R2/1124	LIVINGROOM	W7/1124	26.55	22.84	3.71	13.97
R2/1124	LIVINGROOM	W8/1124	25.66	22.01	3.65	14.22
R3/1124	DINING	W9/1124	30.89	27.01	3.88	12.56
R3/1124	DINING	W10/1124	30.80	26.95	3.85	12.50
R3/1124	DINING	W11/1124	38.74	38.31	0.43	1.11
R3/1124	DINING	W12/1124	38.64	38.24	0.40	1.04
R4/1124	KITCHEN	W13/1124	38.72	38.35	0.37	0.96
R4/1124	KITCHEN	W14/1124	38.60	38.32	0.28	0.73

40-60 Hampstead Road

R1/241	ASSUMED	W1/241	14.66	13.10	1.56	10.64
R2/241	ASSUMED	W2/241	11.90	10.41	1.49	12.52
R3/241	ASSUMED	W3/241	9.83	9.10	0.73	7.43
R4/241	ASSUMED	W4/241	7.89	7.68	0.21	2.66
R5/241	ASSUMED	W5/241	5.82	5.81	0.01	0.17
R7/241	ASSUMED	W17/241	13.75	13.00	0.75	5.45
R8/241	ASSUMED	W16/241	14.25	13.44	0.81	5.68
R9/241	ASSUMED	W15/241	13.19	12.94	0.25	1.90



DAYLIGHT ANALYSIS

EUSTON TOWER, LONDON
EXISTING VS PROPOSED 260923__WOB

DAYLIGHT						
Room	Room Use	Window	Existing VSC	Proposed VSC	Loss	%Loss
R10/241	ASSUMED	W14/241	12.86	11.96	0.90	7.00
R11/241	ASSUMED	W13/241	14.18	13.34	0.84	5.92
R12/241	ASSUMED	W12/241	12.80	12.49	0.31	2.42
R13/241	ASSUMED	W11/241	12.88	11.90	0.98	7.61
R14/241	ASSUMED	W10/241	13.76	12.83	0.93	6.76
R15/241	ASSUMED	W9/241	12.36	11.97	0.39	3.16
R16/241	ASSUMED	W6/241	12.38	11.36	1.02	8.24
R17/241	ASSUMED	W8/241	14.31	13.23	1.08	7.55
R18/241	ASSUMED	W7/241	13.58	12.83	0.75	5.52
R1/242	ASSUMED	W1/242	16.29	14.69	1.60	9.82
R2/242	ASSUMED	W2/242	12.80	11.29	1.51	11.80
R3/242	ASSUMED	W3/242	10.71	9.88	0.83	7.75
R4/242	ASSUMED	W4/242	8.46	8.25	0.21	2.48
R5/242	ASSUMED	W5/242	8.10	8.09	0.01	0.12
R6/242	ASSUMED	W18/242	15.30	14.21	1.09	7.12
R8/242	ASSUMED	W14/242	0.28	0.25	0.03	10.71
R9/242	ASSUMED	W13/242	0.40	0.40	0.00	0.00
R11/242	ASSUMED	W17/242	14.01	13.12	0.89	6.35
R12/242	ASSUMED	W16/242	14.06	13.22	0.84	5.97
R14/242	ASSUMED	W11/242	0.71	0.71	0.00	0.00
R15/242	ASSUMED	W12/242	1.37	1.37	0.00	0.00



DAYLIGHT ANALYSIS

EUSTON TOWER, LONDON
EXISTING VS PROPOSED 260923__WOB

DAYLIGHT						
Room	Room Use	Window	Existing VSC	Proposed VSC	Loss	%Loss
R17/242	ASSUMED	W15/242	9.81	9.17	0.64	6.52
R1/243	ASSUMED	W1/243	17.32	15.68	1.64	9.47
R2/243	ASSUMED	W2/243	13.73	12.19	1.54	11.22
R3/243	ASSUMED	W3/243	11.59	10.75	0.84	7.25
R4/243	ASSUMED	W4/243	9.06	8.83	0.23	2.54
R5/243	ASSUMED	W5/243	11.59	11.58	0.01	0.09
R6/243	ASSUMED	W13/243	9.68	9.01	0.67	6.92
R9/243	ASSUMED	W11/243	10.32	9.67	0.65	6.30
R10/243	ASSUMED	W12/243	10.33	9.74	0.59	5.71
R13/243	ASSUMED	W10/243	9.87	9.34	0.53	5.37
R1/244	ASSUMED	W1/244	18.38	16.71	1.67	9.09
R2/244	ASSUMED	W2/244	14.80	13.23	1.57	10.61
R3/244	ASSUMED	W3/244	12.62	11.76	0.86	6.81
R4/244	ASSUMED	W4/244	9.76	9.50	0.26	2.66
R5/244	ASSUMED	W5/244	15.95	15.93	0.02	0.13
R7/244	ASSUMED	W13/244	18.84	17.68	1.16	6.16
R9/244	ASSUMED	W12/244	19.27	18.31	0.96	4.98
R10/244	ASSUMED	W11/244	19.77	18.72	1.05	5.31
R13/244	ASSUMED	W10/244	20.15	19.40	0.75	3.72
R1/245	ASSUMED	W1/245	19.45	17.71	1.74	8.95
R2/245	ASSUMED	W2/245	16.24	14.64	1.60	9.85



DAYLIGHT ANALYSIS

EUSTON TOWER, LONDON
EXISTING VS PROPOSED 260923__WOB

DAYLIGHT						
Room	Room Use	Window	Existing VSC	Proposed VSC	Loss	%Loss
R3/245	ASSUMED	W3/245	14.08	13.13	0.95	6.75
R4/245	ASSUMED	W4/245	10.87	10.52	0.35	3.22
R5/245	ASSUMED	W5/245	18.37	18.35	0.02	0.11
R6/245	ASSMUED	W6/245	20.11	18.87	1.24	6.17
R6/245	ASSMUED	W7/245	33.38	33.38	0.00	0.00
R1/246	ASSUMED	W1/246	32.82	32.82	0.00	0.00
R1/246	ASSUMED	W2/246	20.79	19.07	1.72	8.27
R2/246	ASSUMED	W3/246	18.72	17.08	1.64	8.76
R3/246	ASSUMED	W4/246	16.65	15.48	1.17	7.03
R4/246	ASSUMED	W5/246	13.44	12.72	0.72	5.36
R5/246	ASSUMED	W6/246	21.68	21.60	0.08	0.37
R1/247	ASSUMED	W1/247	18.59	17.27	1.32	7.10

1-6 Tolmers Square

R1/10	SSUMED_LIVINGROO	W1/10	19.25	18.59	0.66	3.43
R1/10	SSUMED_LIVINGROO	W2/10	18.66	17.99	0.67	3.59
R1/10	SSUMED_LIVINGROO	W3/10	19.86	19.17	0.69	3.47
R1/10	SSUMED_LIVINGROO	W4/10	18.96	18.26	0.70	3.69
R2/10	SSUMED_LIVINGROO	W5/10	22.76	22.19	0.57	2.50
R2/10	SSUMED_LIVINGROO	W6/10	21.70	21.13	0.57	2.63
R2/10	SSUMED_LIVINGROO	W7/10	23.10	22.39	0.71	3.07
R2/10	SSUMED_LIVINGROO	W8/10	22.37	21.65	0.72	3.22
R3/10	SSUMED_LIVINGROO	W9/10	23.68	22.93	0.75	3.17
R3/10	SSUMED_LIVINGROO	W10/10	22.80	22.04	0.76	3.33
R3/10	SSUMED_LIVINGROO	W11/10	23.66	22.98	0.68	2.87
R3/10	SSUMED_LIVINGROO	W12/10	22.48	21.79	0.69	3.07
R4/10	ASSUMED	W13/10	24.39	23.68	0.71	2.91



DAYLIGHT ANALYSIS

EUSTON TOWER, LONDON
EXISTING VS PROPOSED 260923__WOB

DAYLIGHT						
Room	Room Use	Window	Existing VSC	Proposed VSC	Loss	%Loss
R5/10	SSUMED_LIVINGROO	W14/10	24.33	23.63	0.70	2.88
R5/10	SSUMED_LIVINGROO	W15/10	23.47	22.76	0.71	3.03
R5/10	SSUMED_LIVINGROO	W16/10	24.31	23.64	0.67	2.76
R5/10	SSUMED_LIVINGROO	W17/10	23.14	22.46	0.68	2.94
R6/10	SSUMED_LIVINGROO	W18/10	24.10	23.53	0.57	2.37
R7/10	SSUMED_LIVINGROO	W19/10	23.67	22.97	0.70	2.96
R8/10	SSUMED_LIVINGROO	W20/10	20.36	19.66	0.70	3.44
R9/10	ASSUMED	W21/10	21.73	21.07	0.66	3.04
R10/10	ASSUMED	W22/10	21.78	21.08	0.70	3.21
R1/11	ASSUMED_BEDROOM	W1/11	21.67	20.95	0.72	3.32
R2/11	ASSUMED_BEDROOM	W2/11	22.66	22.10	0.56	2.47
R3/11	ASSUMED_BEDROOM	W3/11	24.05	23.30	0.75	3.12
R4/11	ASSUMED_BEDROOM	W4/11	24.18	23.56	0.62	2.56
R5/11	ASSUMED_BEDROOM	W5/11	24.70	23.89	0.81	3.28
R6/11	ASSUMED_BEDROOM	W6/11	24.86	24.21	0.65	2.61
R7/11	ASSUMED_BEDROOM	W7/11	25.15	24.39	0.76	3.02
R8/11	ASSUMED_BEDROOM	W8/11	25.23	24.55	0.68	2.70
R8/11	ASSUMED_BEDROOM	W9/11	25.29	24.54	0.75	2.97
R9/11	ASSUMED_BEDROOM	W10/11	25.42	24.67	0.75	2.95
R10/11	ASSUMED_BEDROOM	W11/11	25.51	24.79	0.72	2.82
R11/11	ASSUMED	W12/11	25.11	24.37	0.74	2.95
R12/11	ASSUMED_BEDROOM	W13/11	24.23	23.51	0.72	2.97
R13/11	ASSUMED_BEDROOM	W14/11	25.31	24.73	0.58	2.29



DAYLIGHT ANALYSIS

EUSTON TOWER, LONDON
EXISTING VS PROPOSED 260923__WOB

DAYLIGHT						
Room	Room Use	Window	Existing VSC	Proposed VSC	Loss	%Loss
R14/11	ASSUMED_BEDROOM	W15/11	25.17	24.46	0.71	2.82
R15/11	ASSUMED_BEDROOM	W16/11	24.84	24.12	0.72	2.90
R16/11	ASSUMED_BEDROOM	W17/11	23.57	22.80	0.77	3.27
R17/11	ASSUMED_BEDROOM	W18/11	21.96	21.23	0.73	3.32
R18/11	ASSUMED_BEDROOM	W19/11	22.80	22.11	0.69	3.03
R19/11	ASSUMED_BEDROOM	W20/11	23.72	23.11	0.61	2.57
R20/11	ASSUMED_BEDROOM	W21/11	23.74	23.09	0.65	2.74
R21/11	ASSUMED_BEDROOM	W22/11	23.08	22.34	0.74	3.21
R1/12	RECEPTION	W1/12	13.58	13.58	0.00	0.00
R1/12	RECEPTION	W2/12	19.95	19.93	0.02	0.10
R1/12	RECEPTION	W3/12	11.08	10.65	0.43	3.88
R1/12	RECEPTION	W4/12	23.85	23.10	0.75	3.14
R1/12	RECEPTION	W5/12	1.39	1.39	0.00	0.00
R1/12	RECEPTION	W6/12	24.23	23.62	0.61	2.52
R2/12	RECEPTION	W7/12	20.04	19.27	0.77	3.84
R2/12	RECEPTION	W8/12	0.38	0.35	0.03	7.89
R2/12	RECEPTION	W9/12	22.29	21.64	0.65	2.92
R3/12	RECEPTION	W10/12	22.78	21.94	0.84	3.69
R3/12	RECEPTION	W11/12	1.03	1.03	0.00	0.00
R3/12	RECEPTION	W12/12	20.68	19.99	0.69	3.34
R4/12	RECEPTION	W13/12	21.02	20.24	0.78	3.71
R4/12	RECEPTION	W14/12	0.57	0.54	0.03	5.26
R4/12	RECEPTION	W15/12	23.35	22.58	0.77	3.30
R5/12	RECEPTION	W16/12	23.50	22.72	0.78	3.32
R5/12	RECEPTION	W17/12	0.86	0.85	0.01	1.16
R5/12	RECEPTION	W18/12	21.28	20.50	0.78	3.67
R6/12	ASSUMED	W19/12	13.25	12.50	0.75	5.66
R7/12	RECEPTION	W20/12	21.93	21.18	0.75	3.42



DAYLIGHT ANALYSIS

EUSTON TOWER, LONDON
EXISTING VS PROPOSED 260923__WOB

DAYLIGHT						
Room	Room Use	Window	Existing VSC	Proposed VSC	Loss	%Loss
R7/12	RECEPTION	W21/12	1.36	1.28	0.08	5.88
R7/12	RECEPTION	W22/12	23.72	23.11	0.61	2.57
R8/12	RECEPTION	W23/12	23.68	22.93	0.75	3.17
R8/12	RECEPTION	W24/12	1.85	1.85	0.00	0.00
R8/12	RECEPTION	W25/12	21.58	20.83	0.75	3.48
R9/12	RECEPTION	W26/12	20.98	20.19	0.79	3.77
R9/12	RECEPTION	W27/12	1.51	1.40	0.11	7.28
R9/12	RECEPTION	W28/12	21.83	21.06	0.77	3.53
R10/12	RECEPTION	W29/12	1.06	0.88	0.18	16.98
R10/12	RECEPTION	W30/12	22.77	22.02	0.75	3.29
R11/12	RECEPTION	W31/12	23.00	22.32	0.68	2.96
R11/12	RECEPTION	W32/12	1.90	1.90	0.00	0.00
R1/13	BEDROOM	W1/13	25.50	24.72	0.78	3.06
R2/13	BEDROOM	W2/13	25.62	25.02	0.60	2.34
R3/13	BEDROOM	W3/13	26.30	25.49	0.81	3.08
R4/13	BEDROOM	W4/13	26.42	25.75	0.67	2.54
R5/13	BEDROOM	W5/13	26.88	26.01	0.87	3.24
R6/13	BEDROOM	W6/13	26.92	26.22	0.70	2.60
R7/13	BEDROOM	W7/13	27.24	26.44	0.80	2.94
R8/13	BEDROOM	W8/13	27.35	26.55	0.80	2.93
R9/13	BEDROOM	W9/13	27.55	26.74	0.81	2.94
R10/13	BEDROOM	W10/13	27.61	26.83	0.78	2.83
R11/13	ASSUMED	W11/13	15.33	14.60	0.73	4.76
R12/13	BEDROOM	W12/13	27.85	27.06	0.79	2.84
R13/13	BEDROOM	W13/13	27.83	27.20	0.63	2.26



DAYLIGHT ANALYSIS

EUSTON TOWER, LONDON
EXISTING VS PROPOSED 260923__WOB

Room	Room Use	Window	DAYLIGHT			
			Existing VSC	Proposed VSC	Loss	%Loss
R14/13	BEDROOM	W14/13	28.05	27.27	0.78	2.78
R15/13	BEDROOM	W15/13	28.06	27.29	0.77	2.74
R16/13	BEDROOM	W16/13	28.14	27.32	0.82	2.91
R17/13	BEDROOM	W17/13	27.75	26.96	0.79	2.85
R18/13	ASSUMED_BEDROOM	W18/13	27.91	27.13	0.78	2.79
R19/13	ASSUMED_BEDROOM	W19/13	27.83	27.13	0.70	2.52

Lizmans House, 321 Euston Road

R1/431	ASSUMED	W1/431	20.92	20.05	0.87	4.16
R2/431	LD	W2/431	21.12	20.14	0.98	4.64
R3/431	BEDROOM	W3/431	22.14	21.07	1.07	4.83
R4/431	BEDROOM	W4/431	22.36	21.21	1.15	5.14
R5/431	ASSUMED	W5/431	22.38	21.27	1.11	4.96
R6/431	ASSUMED	W6/431	21.66	20.47	1.19	5.49
R7/431	ASSUMED	W7/431	11.86	11.37	0.49	4.13
R1/432	ASSUMED	W1/432	21.99	21.11	0.88	4.00
R2/432	LD	W2/432	22.16	21.18	0.98	4.42
R3/432	BEDROOM	W3/432	23.17	22.08	1.09	4.70
R4/432	BEDROOM	W4/432	23.36	22.20	1.16	4.97
R5/432	ASSUMED	W5/432	23.36	22.25	1.11	4.75
R6/432	ASSUMED	W6/432	22.61	21.40	1.21	5.35
R7/432	ASSUMED	W7/432	12.45	11.95	0.50	4.02



DAYLIGHT ANALYSIS

EUSTON TOWER, LONDON
EXISTING VS PROPOSED 260923__WOB

DAYLIGHT						
Room	Room Use	Window	Existing VSC	Proposed VSC	Loss	%Loss
R1/433	ASSUMED	W1/433	23.10	22.21	0.89	3.85
R2/433	LD	W2/433	23.24	22.25	0.99	4.26
R3/433	BEDROOM	W3/433	24.22	23.13	1.09	4.50
R4/433	BEDROOM	W4/433	24.39	23.22	1.17	4.80
R5/433	ASSUMED	W5/433	24.37	23.25	1.12	4.60
R6/433	ASSUMED	W6/433	23.57	22.35	1.22	5.18
R7/433	ASSUMED	W7/433	13.13	12.63	0.50	3.81
R1/434	ASSUMED	W1/434	24.21	23.31	0.90	3.72
R2/434	ASSUMED	W2/434	24.31	23.31	1.00	4.11
R3/434	ASSUMED	W3/434	25.27	24.17	1.10	4.35
R4/434	ASSUMED	W4/434	25.41	24.23	1.18	4.64
R5/434	ASSUMED	W5/434	25.35	24.22	1.13	4.46
R6/434	ASSUMED	W6/434	24.53	23.30	1.23	5.01
R7/434	ASSUMED	W7/434	14.17	13.66	0.51	3.60
R1/435	ASSUMED	W1/435	25.22	24.32	0.90	3.57
R2/435	LD	W2/435	25.29	24.29	1.00	3.95
R3/435	BEDROOM	W3/435	26.24	25.13	1.11	4.23
R4/435	BEDROOM	W4/435	26.34	25.15	1.19	4.52
R5/435	BEDROOM	W5/435	26.27	25.13	1.14	4.34
R6/435	ASSUMED	W6/435	25.44	24.20	1.24	4.87
R7/435	ASSUMED	W7/435	16.03	15.25	0.78	4.87



DAYLIGHT ANALYSIS

EUSTON TOWER, LONDON
EXISTING VS PROPOSED 260923__WOB

DAYLIGHT						
Room	Room Use	Window	Existing VSC	Proposed VSC	Loss	%Loss
R1/436	ASSUMED	W1/436	25.64	24.74	0.90	3.51
R2/436	ASSUMED	W2/436	25.64	24.63	1.01	3.94
R3/436	ASSUMED	W3/436	26.61	25.49	1.12	4.21
R4/436	ASSUMED	W4/436	26.93	25.74	1.19	4.42
R5/436	ASSUMED	W5/436	26.57	25.43	1.14	4.29
R6/436	ASSUMED	W6/436	25.59	24.35	1.24	4.85
R7/436	ASSUMED	W7/436	19.09	17.81	1.28	6.71



NSL ANALYSIS

EUSTON TOWER, LONDON
EXISTING VS PROPOSED 260923__WOB

Room	Room Use	Whole Room sq ft	NSL		Loss sq ft	%Loss
			Existing sq ft	Proposed sq ft		

17 to 33 William Road

R1/111	LD	145.6	111.8	111.8	0.0	0.0
R2/111	KITCHEN?	117.1	85.8	85.8	0.0	0.0
R3/111	BEDROOM	142.5	83.8	83.8	0.0	0.0
R4/111	LD	251.4	111.8	111.8	0.0	0.0
R5/111	LD	275.2	118.8	118.8	0.0	0.0
R6/111	BEDROOM	178.7	121.9	121.2	0.7	0.6
R7/111	BEDROOM	178.7	118.7	118.7	0.0	0.0
R8/111	LD	184.7	86.8	86.8	0.0	0.0
R10/111	LD	244.0	177.1	177.1	0.0	0.0
R11/111	LD	212.4	126.8	126.8	0.0	0.0
R12/111	BEDROOM	80.6	65.8	65.8	0.0	0.0
R13/111	BEDROOM	59.9	47.2	47.2	0.0	0.0
R14/111	BEDROOM	143.2	53.4	53.4	0.0	0.0
R15/111	LD	239.1	100.6	100.6	0.0	0.0
R16/111	LD	230.1	88.5	88.2	0.3	0.3
R1/112	LD	145.6	142.3	142.3	0.0	0.0
R2/112	KITCHEN?	117.1	115.2	115.2	0.0	0.0
R3/112	BEDROOM	142.5	114.0	114.0	0.0	0.0
R4/112	LD	251.4	141.7	141.7	0.0	0.0
R5/112	LD	275.2	154.4	154.4	0.0	0.0
R6/112	BEDROOM	118.0	88.5	86.9	1.5	1.7
R7/112	BEDROOM	114.8	87.4	87.4	0.0	0.0
R8/112	LD	184.7	106.9	104.5	2.5	2.3
R9/112	BEDROOM	119.9	91.0	90.9	0.1	0.1
R10/112	LD	244.0	181.9	181.9	0.0	0.0
R11/112	LD	212.4	137.7	137.7	0.0	0.0
R12/112	BEDROOM	80.6	79.7	79.7	0.0	0.0
R13/112	BEDROOM	59.9	59.5	59.5	0.0	0.0
R14/112	BEDROOM	143.2	125.3	125.3	0.0	0.0
R15/112	LD	239.1	202.7	202.7	0.0	0.0
R16/112	LD	230.1	176.2	176.0	0.3	0.2
R1/113	LD	145.6	142.4	142.4	0.0	0.0
R2/113	KITCHEN?	117.1	115.9	115.9	0.0	0.0
R3/113	BEDROOM	142.5	123.4	123.4	0.0	0.0
R4/113	LD	251.4	163.4	163.4	0.0	0.0
R5/113	LD	275.2	175.2	175.2	0.0	0.0
R6/113	BEDROOM	118.0	103.1	99.2	3.9	3.8
R7/113	BEDROOM	114.8	101.6	101.5	0.2	0.2
R8/113	LD	184.7	132.3	127.0	5.3	4.0
R9/113	BEDROOM	119.9	106.9	105.8	1.0	0.9



NSL ANALYSIS

EUSTON TOWER, LONDON
EXISTING VS PROPOSED 260923__WOB

Room	Room Use	Whole Room sq ft	NSL		Loss sq ft	%Loss
			Existing sq ft	Proposed sq ft		
R10/113	LD	244.0	184.1	184.1	0.0	0.0
R11/113	LD	212.4	141.0	141.0	0.0	0.0
R12/113	BEDROOM	80.6	79.6	79.6	0.0	0.0
R13/113	BEDROOM	59.9	59.6	59.6	0.0	0.0
R14/113	BEDROOM	143.2	135.1	135.1	0.0	0.0
R15/113	LD	239.1	214.7	214.3	0.4	0.2
R16/113	LD	230.1	187.5	187.3	0.3	0.2
R1/114	LD	145.6	142.4	142.4	0.0	0.0
R2/114	KITCHEN?	117.1	116.0	116.0	0.0	0.0
R3/114	BEDROOM	142.5	124.9	124.9	0.0	0.0
R4/114	LD	251.4	197.3	197.3	0.0	0.0
R5/114	LD	275.2	204.9	204.6	0.2	0.1
R6/114	BEDROOM	118.0	116.0	113.8	2.2	1.9
R7/114	BEDROOM	114.8	114.8	114.8	0.0	0.0
R8/114	LD	184.7	179.4	178.1	1.3	0.7
R9/114	BEDROOM	119.9	119.6	119.6	0.0	0.0
R10/114	LD	244.0	189.4	189.4	0.0	0.0
R11/114	LD	212.4	146.8	146.8	0.0	0.0
R12/114	BEDROOM	80.6	79.8	79.8	0.0	0.0
R13/114	BEDROOM	59.9	59.6	59.6	0.0	0.0
R14/114	BEDROOM	143.2	140.8	140.8	0.0	0.0
R15/114	LD	239.1	225.4	225.4	0.0	0.0
R16/114	LD	230.1	199.0	199.0	0.0	0.0
R1/115	LD	145.6	142.4	142.4	0.0	0.0
R2/115	KITCHEN?	117.1	115.8	115.8	0.0	0.0
R3/115	BEDROOM	142.5	126.3	126.3	0.0	0.0
R4/115	LD	251.4	221.6	221.6	0.0	0.0
R5/115	LD	275.2	243.3	243.1	0.2	0.1
R6/115	BEDROOM	118.0	115.9	115.9	0.0	0.0
R7/115	BEDROOM	114.8	111.1	111.1	0.1	0.1
R8/115	LD	184.7	181.8	181.8	0.0	0.0
R9/115	BEDROOM	119.9	118.8	118.8	0.0	0.0
R10/115	LD	244.0	196.5	196.5	0.0	0.0
R11/115	LD	212.4	168.5	168.5	0.0	0.0
R12/115	BEDROOM	80.6	80.2	80.2	0.0	0.0
R13/115	BEDROOM	59.9	59.0	59.0	0.0	0.0
R14/115	BEDROOM	143.2	143.1	143.1	0.0	0.0
R15/115	LD	239.1	234.7	234.7	0.0	0.0
R16/115	LD	230.1	221.4	221.4	0.0	0.0
R1/116	LKD	404.2	400.0	398.1	1.9	0.5
R2/116	BEDROOM?	176.5	173.8	173.8	0.0	0.0
R3/116	BEDROOM?	192.2	190.6	190.6	0.0	0.0



NSL ANALYSIS

EUSTON TOWER, LONDON
EXISTING VS PROPOSED 260923__WOB

Room	Room Use	Whole Room sq ft	NSL		Loss sq ft	%Loss
			Existing sq ft	Proposed sq ft		

R4/116	LKD?	418.6	414.7	414.7	0.0	0.0
--------	------	-------	-------	-------	-----	-----

Schafer House, University College

R1/120		125.8	23.9	23.9	0.0	0.0
R2/120		99.8	22.4	22.4	0.0	0.0
R3/120		137.4	33.5	33.5	0.0	0.0
R4/120		217.7	101.1	99.9	1.2	1.2
R5/120		229.8	96.4	95.7	0.7	0.7
R6/120		223.7	103.1	103.1	0.0	0.0
R7/120		136.8	62.2	62.2	0.0	0.0
R1/121		125.8	30.4	30.4	0.0	0.0
R2/121		99.8	29.6	29.6	0.0	0.0
R3/121		137.4	41.7	41.7	0.0	0.0
R4/121		217.7	124.8	121.1	3.7	3.0
R5/121		229.8	110.2	110.2	0.0	0.0
R6/121		223.7	121.7	121.5	0.2	0.2
R7/121		136.8	71.4	71.4	0.0	0.0
R1/122		125.8	46.1	46.1	0.0	0.0
R2/122		99.8	43.5	43.5	0.1	0.2
R3/122		137.4	61.7	60.9	0.8	1.3
R4/122		217.7	146.5	142.5	4.0	2.7
R5/122		229.8	131.2	131.2	0.0	0.0
R6/122		223.7	146.5	146.5	0.0	0.0
R7/122		136.8	83.1	83.1	0.0	0.0
R1/123		125.8	94.1	93.8	0.3	0.3
R2/123		99.8	75.3	75.0	0.3	0.4
R3/123		137.4	87.3	86.5	0.9	1.0
R4/123		217.7	158.3	156.8	1.6	1.0
R5/123		229.8	148.0	148.0	0.0	0.0
R6/123		223.7	162.6	162.6	0.0	0.0
R7/123		136.8	95.3	95.0	0.2	0.2
R1/217		146.3	56.4	54.9	1.5	2.7
R2/217		201.0	81.6	78.5	3.1	3.8
R3/217		192.5	69.9	66.8	3.1	4.4
R4/217		157.0	59.7	56.5	3.2	5.4

175 Drummond Street

R1/51	BEDROOM	160.5	33.5	30.5	2.9	8.7
R2/51	BEDROOM	115.9	46.1	26.5	19.5	42.3
R1/52	BEDROOM	160.5	41.8	38.0	3.8	9.1



NSL ANALYSIS

EUSTON TOWER, LONDON
EXISTING VS PROPOSED 260923__WOB

Room	Room Use	Whole Room sq ft	NSL		Loss sq ft	%Loss
			Existing sq ft	Proposed sq ft		
R2/52	BEDROOM	115.9	52.8	31.5	21.3	40.3
R1/53	BEDROOM	160.5	51.2	46.7	4.6	9.0
R2/53	BEDROOM	115.9	61.4	36.7	24.7	40.2
R1/54	BEDROOM	160.5	65.4	59.8	5.6	8.6
R2/54	BEDROOM	115.9	72.7	44.9	27.8	38.2
R1/55	BEDROOM	160.5	85.8	77.2	8.6	10.0
R2/55	BEDROOM	115.9	89.4	57.3	32.1	35.9
R1/56	BEDROOM	160.5	109.2	95.8	13.4	12.3
R2/56	BEDROOM	115.9	95.7	78.8	16.9	17.7
R1/57	BEDROOM	160.5	111.3	96.0	15.3	13.7
R2/57	BEDROOM	115.9	95.7	79.1	16.7	17.5

Triton Building

R1/1103	BEDROOM	111.0	5.0	5.0	0.0	0.0
R2/1103	LKD	243.9	61.0	58.7	2.3	3.8
R3/1103	BEDROOM	97.4	49.5	48.5	1.0	2.0
R4/1103	BEDROOM	66.1	39.6	36.6	3.0	7.6
R5/1103	LKD	222.0	41.9	38.3	3.5	8.4
R6/1103	BEDROOM	103.0	47.5	44.6	2.9	6.1
R7/1103	LKD	249.1	62.9	60.0	2.9	4.6
R8/1103	BEDROOM	106.8	24.9	24.9	0.0	0.0
R1/1104	BEDROOM	111.0	8.6	8.6	0.0	0.0
R2/1104	LKD	243.9	79.5	77.1	2.4	3.0
R3/1104	BEDROOM	97.4	58.6	57.1	1.5	2.6
R4/1104	BEDROOM	66.1	47.5	43.7	3.8	8.0
R5/1104	LKD	222.0	49.5	45.4	4.1	8.3
R6/1104	BEDROOM	103.0	56.5	52.2	4.3	7.6
R7/1104	LKD	249.1	91.2	90.3	0.9	1.0
R8/1104	BEDROOM	106.8	64.4	64.4	0.0	0.0
R1/1105	BEDROOM	111.0	14.4	14.4	0.0	0.0
R2/1105	LKD	243.9	102.0	101.8	0.1	0.1
R3/1105	BEDROOM	97.4	73.5	70.9	2.6	3.5
R4/1105	BEDROOM	66.1	57.8	53.2	4.6	8.0
R5/1105	LKD	222.0	60.1	54.2	5.8	9.7
R6/1105	BEDROOM	103.0	68.0	62.8	5.2	7.6
R7/1105	LKD	249.1	92.6	91.7	0.9	1.0
R8/1105	BEDROOM	106.8	76.7	76.7	0.0	0.0
R1/1106	BEDROOM	111.0	22.5	22.5	0.0	0.0
R2/1106	LKD	243.9	148.8	148.4	0.4	0.3
R3/1106	BEDROOM	97.4	91.0	86.3	4.7	5.2
R4/1106	BEDROOM	66.1	62.9	57.3	5.7	9.1



NSL ANALYSIS

EUSTON TOWER, LONDON
EXISTING VS PROPOSED 260923__WOB

NSL						
Room	Room Use	Whole Room sq ft	Existing sq ft	Proposed sq ft	Loss sq ft	%Loss
R5/1106	LKD	222.0	75.1	65.4	9.7	12.9
R6/1106	BEDROOM	103.0	87.8	78.9	8.8	10.0
R7/1106	LKD	249.1	101.0	99.4	1.6	1.6
R8/1106	BEDROOM	106.8	76.4	76.4	0.0	0.0
R1/1107	BEDROOM	111.0	49.4	49.4	0.0	0.0
R2/1107	LKD	243.9	208.9	208.5	0.4	0.2
R3/1107	BEDROOM	97.4	93.6	88.2	5.3	5.7
R4/1107	BEDROOM	66.1	65.1	60.3	4.9	7.5
R5/1107	LKD	222.0	97.5	79.0	18.5	19.0
R6/1107	BEDROOM	103.0	94.6	84.4	10.2	10.8
R7/1107	LKD	249.1	113.5	99.8	13.7	12.1
R8/1107	BEDROOM	106.8	76.7	76.7	0.0	0.0
R1/1108	BEDROOM	152.0	149.2	149.2	0.0	0.0
R2/1108	LKD	384.4	378.7	373.1	5.6	1.5
R3/1108	BEDROOM	121.8	115.6	98.8	16.8	14.5
R4/1108	BEDROOM	121.8	92.7	79.6	13.1	14.1
R5/1108	LKD	384.4	335.2	316.6	18.6	5.5
R6/1108	BEDROOM	152.0	117.5	117.5	0.0	0.0
R1/1109	BEDROOM	152.0	149.2	149.2	0.0	0.0
R2/1109	LKD	384.4	379.6	374.8	4.8	1.3
R3/1109	BEDROOM	121.8	116.8	100.9	15.9	13.6
R4/1109	BEDROOM	121.8	95.1	80.6	14.5	15.2
R5/1109	LKD	384.4	342.5	324.3	18.2	5.3
R6/1109	BEDROOM	152.0	120.1	120.1	0.0	0.0
R1/1110	BEDROOM	152.0	149.2	149.2	0.0	0.0
R2/1110	LKD	384.4	380.8	375.6	5.2	1.4
R3/1110	BEDROOM	121.8	116.9	101.5	15.4	13.2
R4/1110	BEDROOM	121.8	95.3	81.0	14.3	15.0
R5/1110	LKD	384.4	355.8	335.8	20.0	5.6
R6/1110	BEDROOM	152.0	122.1	122.1	0.0	0.0
R1/1111	BEDROOM	152.0	149.2	149.2	0.0	0.0
R2/1111	LKD	384.4	381.8	377.7	4.1	1.1
R3/1111	BEDROOM	121.8	117.0	101.6	15.4	13.2
R4/1111	BEDROOM	121.8	95.3	81.2	14.2	14.9
R5/1111	LKD	384.4	369.3	359.4	9.9	2.7
R6/1111	BEDROOM	152.0	133.5	133.5	0.0	0.0
R1/1112	BEDROOM	152.0	149.2	149.2	0.0	0.0
R2/1112	LKD	384.4	381.8	377.8	4.0	1.0
R3/1112	BEDROOM	121.8	117.0	101.6	15.4	13.2
R4/1112	BEDROOM	121.8	95.3	81.9	13.4	14.1
R5/1112	LKD	384.4	369.4	361.7	7.7	2.1
R6/1112	BEDROOM	152.0	133.1	133.1	0.0	0.0



NSL ANALYSIS

EUSTON TOWER, LONDON
EXISTING VS PROPOSED 260923__WOB

Room	Room Use	Whole Room sq ft	NSL		Loss sq ft	%Loss
			Existing sq ft	Proposed sq ft		
R1/1113	BEDROOM	155.0	152.2	152.2	0.0	0.0
R2/1113	LKD	397.8	394.3	388.8	5.5	1.4
R3/1113	BEDROOM	96.0	95.0	83.4	11.6	12.2
R4/1113	BEDROOM	108.0	93.8	74.8	19.0	20.3
R5/1113	BEDROOM	100.6	99.6	99.5	0.1	0.1
R6/1113	LKD	249.2	249.1	247.8	1.3	0.5
R7/1113	BEDROOM	96.4	89.4	89.4	0.0	0.0
R1/1114	BEDROOM	155.0	152.2	152.2	0.0	0.0
R2/1114	LKD	397.8	394.3	388.8	5.5	1.4
R3/1114	BEDROOM	96.0	95.0	83.4	11.6	12.2
R4/1114	BEDROOM	108.0	93.8	75.0	18.8	20.0
R5/1114	BEDROOM	100.6	99.6	99.5	0.1	0.1
R6/1114	LKD	249.2	249.1	247.5	1.6	0.6
R7/1114	BEDROOM	96.4	89.9	89.9	0.0	0.0
R1/1115	BEDROOM	155.0	152.2	152.2	0.0	0.0
R2/1115	LKD	397.8	394.3	388.8	5.5	1.4
R3/1115	BEDROOM	96.0	95.0	83.6	11.4	12.0
R4/1115	BEDROOM	108.0	93.8	75.2	18.7	19.9
R5/1115	BEDROOM	100.6	99.6	99.5	0.1	0.1
R6/1115	LKD	249.2	249.1	248.7	0.4	0.2
R7/1115	BEDROOM	96.4	90.7	90.7	0.0	0.0
R1/1116	BEDROOM	155.0	152.2	152.2	0.0	0.0
R2/1116	LKD	397.8	394.3	388.8	5.5	1.4
R3/1116	BEDROOM	96.0	95.0	83.6	11.3	11.9
R4/1116	BEDROOM	108.0	93.8	75.1	18.7	19.9
R5/1116	BEDROOM	100.6	99.6	99.5	0.1	0.1
R6/1116	LKD	249.2	249.1	248.5	0.6	0.2
R7/1116	BEDROOM	96.4	91.8	91.8	0.0	0.0
R1/1117	BEDROOM	155.0	152.2	152.2	0.0	0.0
R2/1117	LKD	397.8	394.3	388.8	5.5	1.4
R3/1117	BEDROOM	96.0	95.0	83.7	11.3	11.9
R4/1117	BEDROOM	108.0	93.8	75.9	18.0	19.2
R5/1117	BEDROOM	100.6	99.6	99.6	0.0	0.0
R6/1117	LKD	249.2	249.1	248.8	0.3	0.1
R7/1117	BEDROOM	96.4	92.0	92.0	0.0	0.0
R1/1118	BEDROOM	155.0	152.2	152.2	0.0	0.0
R2/1118	LKD	397.8	394.3	389.3	5.1	1.3
R3/1118	BEDROOM	96.0	95.0	84.2	10.8	11.4
R4/1118	BEDROOM	108.0	93.8	76.2	17.6	18.8
R5/1118	BEDROOM	100.6	99.6	99.6	0.0	0.0
R6/1118	LKD	249.2	249.1	248.7	0.5	0.2
R7/1118	BEDROOM	96.4	92.4	92.4	0.0	0.0



NSL ANALYSIS

EUSTON TOWER, LONDON
EXISTING VS PROPOSED 260923__WOB

Room	Room Use	Whole Room sq ft	NSL		Loss sq ft	%Loss
			Existing sq ft	Proposed sq ft		
R1/1119	LKD	673.6	673.5	673.0	0.5	0.1
R2/1119	BEDROOM	91.7	89.8	79.9	9.9	11.0
R3/1119	BEDROOM	102.3	97.2	85.3	11.9	12.2
R4/1119	BEDROOM	217.7	214.5	214.3	0.2	0.1
R5/1119	BEDROOM	159.7	157.1	157.1	0.0	0.0
R1/1120	LKD	673.6	673.5	673.0	0.5	0.1
R2/1120	BEDROOM	91.7	89.8	79.9	9.9	11.0
R3/1120	BEDROOM	102.3	97.2	85.6	11.6	11.9
R4/1120	BEDROOM	217.7	214.5	214.3	0.2	0.1
R5/1120	BEDROOM	159.7	157.1	157.1	0.0	0.0
R1/1121	LKD	673.6	673.5	673.0	0.5	0.1
R2/1121	BEDROOM	91.7	89.8	80.1	9.7	10.8
R3/1121	BEDROOM	102.3	97.2	86.3	10.9	11.2
R4/1121	BEDROOM	217.7	214.5	214.3	0.2	0.1
R5/1121	BEDROOM	159.7	157.1	157.1	0.0	0.0
R1/1122	LIVINGROOM	673.6	673.5	673.0	0.5	0.1
R2/1122	LIVINGROOM	226.6	225.2	225.2	0.0	0.0
R3/1122	DINING	356.2	355.8	355.8	0.0	0.0
R4/1122	KITCHEN	191.7	186.0	186.0	0.0	0.0
R1/1123	BEDROOM	133.4	130.8	130.8	0.0	0.0
R2/1123	BEDROOM	406.6	393.6	393.6	0.0	0.0
R3/1123	BEDROOM	178.9	176.4	165.5	10.9	6.2
R4/1123	BEDROOM	226.9	223.7	223.3	0.4	0.2
R5/1123	BEDROOM	131.6	129.0	129.0	0.0	0.0
R1/1124	LIVINGROOM	627.3	627.2	626.7	0.5	0.1
R2/1124	LIVINGROOM	188.9	187.5	187.5	0.0	0.0
R3/1124	DINING	387.4	387.0	387.0	0.0	0.0
R4/1124	KITCHEN	168.2	164.9	164.6	0.2	0.1

40-60 Hampstead Road

R1/241	ASSUMED	149.4	52.9	51.6	1.3	2.5
R2/241	ASSUMED	89.6	40.1	34.1	6.0	15.0
R3/241	ASSUMED	146.8	52.7	47.1	5.5	10.4
R4/241	ASSUMED	186.9	33.7	33.6	0.1	0.3
R5/241	ASSUMED	119.0	17.8	17.8	0.0	0.0
R7/241	ASSUMED	134.7	41.2	38.9	2.3	5.6
R8/241	ASSUMED	79.9	23.1	21.6	1.5	6.5
R9/241	ASSUMED	98.8	35.7	35.7	0.0	0.0
R10/241	ASSUMED	103.6	24.6	22.3	2.3	9.3
R11/241	ASSUMED	80.3	23.5	23.5	0.0	0.0
R12/241	ASSUMED	133.1	42.4	41.5	0.9	2.1



NSL ANALYSIS

EUSTON TOWER, LONDON
EXISTING VS PROPOSED 260923__WOB

Room	Room Use	Whole Room sq ft	NSL		Loss sq ft	%Loss
			Existing sq ft	Proposed sq ft		
R13/241	ASSUMED	138.1	34.7	33.1	1.6	4.6
R14/241	ASSUMED	80.4	23.0	22.1	0.9	3.9
R15/241	ASSUMED	98.5	27.6	27.6	0.0	0.0
R16/241	ASSUMED	103.4	25.5	23.9	1.6	6.3
R17/241	ASSUMED	80.2	24.0	24.0	0.0	0.0
R18/241	ASSUMED	134.3	38.6	37.4	1.2	3.1
R1/242	ASSUMED	168.8	74.2	70.3	3.9	5.3
R2/242	ASSUMED	89.6	44.4	37.9	6.5	14.6
R3/242	ASSUMED	146.8	61.0	54.3	6.7	11.0
R4/242	ASSUMED	186.9	41.5	41.1	0.4	1.0
R5/242	ASSUMED	119.0	21.8	21.8	0.0	0.0
R6/242	ASSUMED	162.2	63.6	60.4	3.2	5.0
R8/242	ASSUMED	86.4	8.5	8.5	0.0	0.0
R9/242	ASSUMED	83.0	9.5	9.5	0.0	0.0
R11/242	ASSUMED	163.5	66.0	64.9	1.1	1.7
R12/242	ASSUMED	159.9	59.4	56.9	2.5	4.2
R14/242	ASSUMED	86.1	12.2	12.2	0.0	0.0
R15/242	ASSUMED	81.1	10.6	10.6	0.0	0.0
R17/242	ASSUMED	161.0	70.0	69.0	1.1	1.6
R1/243	ASSUMED	174.4	87.2	82.0	5.2	6.0
R2/243	ASSUMED	89.6	48.7	41.6	7.2	14.8
R3/243	ASSUMED	146.8	69.1	63.0	6.1	8.8
R4/243	ASSUMED	186.9	48.6	48.2	0.4	0.8
R5/243	ASSUMED	119.0	29.5	29.5	0.0	0.0
R6/243	ASSUMED	156.2	70.4	66.8	3.6	5.1
R9/243	ASSUMED	159.9	71.0	67.2	3.8	5.4
R10/243	ASSUMED	163.5	77.7	76.7	1.0	1.3
R13/243	ASSUMED	161.0	94.8	93.2	1.6	1.7
R1/244	ASSUMED	177.2	99.2	94.1	5.1	5.1
R2/244	ASSUMED	89.6	54.0	47.4	6.6	12.2
R3/244	ASSUMED	146.8	82.1	75.6	6.5	7.9
R4/244	ASSUMED	186.9	57.3	56.4	0.8	1.4
R5/244	ASSUMED	119.0	58.6	58.6	0.0	0.0
R7/244	ASSUMED	132.1	74.0	70.8	3.2	4.3
R9/244	ASSUMED	173.1	95.4	94.7	0.7	0.7
R10/244	ASSUMED	159.9	84.4	80.4	3.9	4.6
R13/244	ASSUMED	161.0	102.0	101.5	0.5	0.5
R1/245	ASSUMED	149.4	76.8	69.0	7.7	10.0
R2/245	ASSUMED	89.6	56.3	50.1	6.1	10.8
R3/245	ASSUMED	146.8	95.0	89.3	5.7	6.0
R4/245	ASSUMED	186.9	70.7	69.4	1.3	1.8
R5/245	ASSUMED	119.0	70.5	70.5	0.0	0.0



NSL ANALYSIS

EUSTON TOWER, LONDON
EXISTING VS PROPOSED 260923__WOB

Room	Room Use	Whole Room sq ft	NSL		Loss sq ft	%Loss
			Existing sq ft	Proposed sq ft		
R6/245	ASSMUED	75.4	75.3	75.3	0.0	0.0
R1/246	ASSUMED	149.4	109.6	109.6	0.0	0.0
R2/246	ASSUMED	89.6	61.0	54.5	6.5	10.7
R3/246	ASSUMED	146.8	112.0	109.1	2.9	2.6
R4/246	ASSUMED	186.9	77.6	76.1	1.5	1.9
R5/246	ASSUMED	119.0	88.8	88.8	0.0	0.0
R1/247	ASSUMED	120.9	77.1	70.6	6.5	8.4

1-6 Tolmers Square

R1/10	ASSUMED_LIVINGROOM	162.1	133.5	126.6	6.9	5.2
R2/10	ASSUMED_LIVINGROOM	162.1	129.9	127.5	2.4	1.8
R3/10	ASSUMED_LIVINGROOM	162.1	147.8	146.9	0.9	0.6
R4/10	ASSUMED	85.4	79.8	78.1	1.7	2.1
R5/10	ASSUMED_LIVINGROOM	162.1	149.3	148.5	0.8	0.5
R6/10	ASSUMED_LIVINGROOM	162.1	137.9	137.8	0.1	0.1
R7/10	ASSUMED_LIVINGROOM	162.1	153.9	153.5	0.4	0.3
R8/10	ASSUMED_LIVINGROOM	213.9	187.4	182.2	5.2	2.8
R9/10	ASSUMED	103.7	90.2	87.6	2.6	2.9
R10/10	ASSUMED	103.8	95.2	93.8	1.3	1.4
R1/11	ASSUMED_BEDROOM	134.8	109.5	102.4	7.2	6.6
R2/11	ASSUMED_BEDROOM	71.9	69.6	66.5	3.1	4.5
R3/11	ASSUMED_BEDROOM	71.9	69.8	67.2	2.6	3.7
R4/11	ASSUMED_BEDROOM	134.8	110.4	108.0	2.4	2.2
R5/11	ASSUMED_BEDROOM	134.8	116.6	115.2	1.4	1.2
R6/11	ASSUMED_BEDROOM	71.9	68.9	67.1	1.8	2.6
R7/11	ASSUMED_BEDROOM	71.9	68.4	66.8	1.5	2.2
R8/11	ASSUMED_BEDROOM	134.8	121.0	120.3	0.7	0.6
R9/11	ASSUMED_BEDROOM	134.8	114.2	112.0	2.2	1.9
R10/11	ASSUMED_BEDROOM	71.9	68.3	67.6	0.7	1.0
R11/11	ASSUMED	78.8	72.0	70.9	1.2	1.7
R12/11	ASSUMED_BEDROOM	71.9	66.6	64.7	1.9	2.9
R13/11	ASSUMED_BEDROOM	134.8	111.5	108.2	3.2	2.9
R14/11	ASSUMED_BEDROOM	134.8	113.8	111.3	2.6	2.3
R15/11	ASSUMED_BEDROOM	71.9	69.5	67.9	1.7	2.4
R16/11	ASSUMED_BEDROOM	71.9	66.4	64.9	1.4	2.1
R17/11	ASSUMED_BEDROOM	188.8	157.3	150.4	6.9	4.4
R18/11	ASSUMED_BEDROOM	133.3	94.0	89.4	4.6	4.9
R19/11	ASSUMED_BEDROOM	64.0	62.5	62.5	0.0	0.0
R20/11	ASSUMED_BEDROOM	59.8	58.2	57.9	0.4	0.7
R21/11	ASSUMED_BEDROOM	124.1	110.9	110.9	0.0	0.0
R1/12	RECEPTION	194.0	184.5	180.4	4.1	2.2



NSL ANALYSIS

EUSTON TOWER, LONDON
EXISTING VS PROPOSED 260923__WOB

NSL						
Room	Room Use	Whole Room sq ft	Existing sq ft	Proposed sq ft	Loss sq ft	%Loss
R2/12	RECEPTION	186.9	177.5	174.0	3.4	1.9
R3/12	RECEPTION	186.8	178.6	177.6	0.9	0.5
R4/12	RECEPTION	186.6	176.2	172.1	4.1	2.3
R5/12	RECEPTION	169.3	158.6	153.7	4.9	3.1
R6/12	ASSUMED	77.9	68.2	66.9	1.4	2.1
R7/12	RECEPTION	186.6	166.2	162.5	3.7	2.2
R8/12	RECEPTION	186.8	174.8	172.7	2.1	1.2
R9/12	RECEPTION	253.7	224.5	216.6	7.9	3.5
R10/12	RECEPTION	151.4	103.6	93.4	10.2	9.8
R11/12	RECEPTION	150.9	117.5	117.5	0.0	0.0
R1/13	BEDROOM	164.3	131.2	124.7	6.5	5.0
R2/13	BEDROOM	65.2	63.2	62.4	0.9	1.4
R3/13	BEDROOM	65.2	63.3	63.1	0.3	0.5
R4/13	BEDROOM	139.9	118.4	113.2	5.2	4.4
R5/13	BEDROOM	140.0	118.1	114.0	4.1	3.5
R6/13	BEDROOM	65.2	63.3	62.9	0.4	0.6
R7/13	BEDROOM	65.2	62.9	62.0	0.9	1.4
R8/13	BEDROOM	156.9	123.8	119.1	4.7	3.8
R9/13	BEDROOM	140.0	116.9	111.6	5.2	4.4
R10/13	BEDROOM	73.3	70.4	69.1	1.3	1.8
R11/13	ASSUMED	66.2	60.2	59.4	0.8	1.3
R12/13	BEDROOM	48.7	46.1	45.8	0.2	0.4
R13/13	BEDROOM	156.9	124.4	120.8	3.6	2.9
R14/13	BEDROOM	140.0	107.9	106.1	1.9	1.8
R15/13	BEDROOM	73.3	69.8	68.1	1.8	2.6
R16/13	BEDROOM	48.7	47.8	47.5	0.2	0.4
R17/13	BEDROOM	156.9	131.1	129.0	2.1	1.6
R18/13	ASSUMED_BEDROOM	101.4	96.6	94.8	1.8	1.9
R19/13	ASSUMED_BEDROOM	93.1	86.7	85.3	1.4	1.6

Lizmans House, 321 Euston Road

R1/431	ASSUMED	147.4	118.4	118.4	0.0	0.0
R2/431	LD	162.6	124.8	124.8	0.0	0.0
R3/431	BEDROOM	52.0	50.5	50.5	0.0	0.0
R4/431	BEDROOM	126.0	111.4	110.5	0.9	0.8
R5/431	ASSUMED	97.7	79.7	79.4	0.3	0.4
R6/431	ASSUMED	148.7	136.7	136.7	0.0	0.0
R7/431	ASSUMED	149.3	138.2	137.7	0.6	0.4
R1/432	ASSUMED	147.4	123.7	123.7	0.0	0.0
R2/432	LD	162.6	132.1	132.1	0.0	0.0
R3/432	BEDROOM	52.0	50.6	50.6	0.0	0.0



NSL ANALYSIS

EUSTON TOWER, LONDON
EXISTING VS PROPOSED 260923__WOB

Room	Room Use	Whole Room sq ft	NSL		Loss sq ft	%Loss
			Existing sq ft	Proposed sq ft		
R4/432	BEDROOM	126.0	114.7	113.8	0.9	0.8
R5/432	ASSUMED	97.7	84.3	83.9	0.4	0.5
R6/432	ASSUMED	148.7	141.9	141.9	0.0	0.0
R7/432	ASSUMED	149.3	141.0	140.7	0.3	0.2
R1/433	ASSUMED	147.4	134.3	134.3	0.0	0.0
R2/433	LD	162.6	147.1	147.1	0.0	0.0
R3/433	BEDROOM	52.0	50.6	50.6	0.0	0.0
R4/433	BEDROOM	126.0	119.6	118.8	0.9	0.8
R5/433	ASSUMED	97.7	92.1	91.7	0.4	0.4
R6/433	ASSUMED	148.7	145.9	145.9	0.0	0.0
R7/433	ASSUMED	149.3	145.3	144.6	0.8	0.6
R1/434	ASSUMED	147.4	144.8	144.8	0.0	0.0
R2/434	ASSUMED	151.6	150.4	150.4	0.0	0.0
R3/434	ASSUMED	100.6	98.2	98.2	0.0	0.0
R4/434	ASSUMED	132.9	130.5	130.1	0.4	0.3
R5/434	ASSUMED	97.7	96.2	95.8	0.4	0.4
R6/434	ASSUMED	148.7	148.1	148.1	0.0	0.0
R7/434	ASSUMED	149.3	146.7	146.2	0.5	0.3
R1/435	ASSUMED	147.4	146.6	146.6	0.0	0.0
R2/435	LD	202.5	184.2	184.2	0.0	0.0
R3/435	BEDROOM	65.3	62.6	62.5	0.1	0.2
R4/435	BEDROOM	56.1	55.1	55.1	0.0	0.0
R5/435	BEDROOM	102.3	93.7	90.0	3.7	3.9
R6/435	ASSUMED	148.7	148.2	148.2	0.0	0.0
R7/435	ASSUMED	149.3	147.2	147.2	0.0	0.0
R1/436	ASSUMED	147.4	146.9	146.9	0.0	0.0
R2/436	ASSUMED	151.6	150.9	150.9	0.0	0.0
R3/436	ASSUMED	100.6	99.0	99.0	0.0	0.0
R4/436	ASSUMED	132.9	130.9	130.5	0.4	0.3
R5/436	ASSUMED	97.7	96.4	96.0	0.4	0.4
R6/436	ASSUMED	148.7	148.2	148.2	0.0	0.0
R7/436	ASSUMED	149.3	148.5	148.5	0.0	0.0



SUNLIGHT ANALYSIS

EUSTON TOWER, LONDON
EXISTING VS PROPOSED 260923__WOB

APSH

Room	Window	Room Use	Window				Winter %Loss	Annual %Loss	Room				Winter %Loss	Annual %Loss
			Existing		Proposed				Existing		Proposed			
			Winter APSH	Annual APSH	Winter APSH	Annual APSH			Winter APSH	Annual APSH	Winter APSH	Annual APSH		

17 to 33 William Road

R4/111	W5/111	LD	3	26	3	26	0.0	0.0	3	26	3	26	0.0	0.0
R5/111	W6/111	LD	6	29	5	28	16.7	3.4						
R5/111	W7/111	LD	8	26	7	25	12.5	3.8	9	37	8	36	11.1	2.7
R8/111	W10/111	LD	6	21	6	21	0.0	0.0	6	21	6	21	0.0	0.0
R10/111	W12/111	LD	8	22	8	22	0.0	0.0						
R10/111	W13/111	LD	11	30	11	30	0.0	0.0	11	30	11	30	0.0	0.0
R11/111	W14/111	LD	9	30	9	30	0.0	0.0	9	30	9	30	0.0	0.0
R15/111	W19/111	LD	4	29	4	29	0.0	0.0						
R15/111	W20/111	LD	3	18	3	18	0.0	0.0	4	30	4	30	0.0	0.0
R16/111	W18/111	LD	4	26	4	26	0.0	0.0	4	26	4	26	0.0	0.0
R4/112	W5/112	LD	4	27	4	27	0.0	0.0	4	27	4	27	0.0	0.0
R5/112	W6/112	LD	8	33	7	32	12.5	3.0						
R5/112	W7/112	LD	9	27	8	26	11.1	3.7	11	39	10	38	9.1	2.6
R8/112	W11/112	LD	6	23	6	23	0.0	0.0	6	23	6	23	0.0	0.0



SUNLIGHT ANALYSIS

EUSTON TOWER, LONDON
EXISTING VS PROPOSED 260923__WOB

APSH

Room	Window	Room Use	Window				Winter %Loss	Annual %Loss	Room				Winter %Loss	Annual %Loss
			Existing		Proposed				Existing		Proposed			
			Winter APSH	Annual APSH	Winter APSH	Annual APSH			Winter APSH	Annual APSH	Winter APSH	Annual APSH		
R10/112	W12/112	LD	8	22	8	22	0.0	0.0						
R10/112	W13/112	LD	11	30	11	30	0.0	0.0	11	30	11	30	0.0	0.0
R11/112	W14/112	LD	12	35	12	35	0.0	0.0	12	35	12	35	0.0	0.0
R15/112	W19/112	LD	12	38	12	38	0.0	0.0						
R15/112	W20/112	LD	9	24	9	24	0.0	0.0	12	39	12	39	0.0	0.0
R16/112	W18/112	LD	11	33	11	33	0.0	0.0	11	33	11	33	0.0	0.0
R4/113	W5/113	LD	6	31	6	31	0.0	0.0	6	31	6	31	0.0	0.0
R5/113	W6/113	LD	8	33	7	32	12.5	3.0						
R5/113	W7/113	LD	9	29	8	28	11.1	3.4	11	41	10	40	9.1	2.4
R8/113	W11/113	LD	8	27	8	27	0.0	0.0	8	27	8	27	0.0	0.0
R10/113	W12/113	LD	8	26	8	26	0.0	0.0						
R10/113	W13/113	LD	12	34	11	33	8.3	2.9	12	34	11	33	8.3	2.9
R11/113	W14/113	LD	14	41	13	40	7.1	2.4	14	41	13	40	7.1	2.4
R15/113	W19/113	LD	14	41	14	41	0.0	0.0						
R15/113	W20/113	LD	10	29	10	29	0.0	0.0	15	46	15	46	0.0	0.0
R16/113	W18/113	LD	13	37	13	37	0.0	0.0	13	37	13	37	0.0	0.0



SUNLIGHT ANALYSIS

EUSTON TOWER, LONDON
EXISTING VS PROPOSED 260923__WOB

APSH

Room	Window	Room Use	Window				Winter %Loss	Annual %Loss	Room				Winter %Loss	Annual %Loss
			Existing		Proposed				Existing		Proposed			
			Winter APSH	Annual APSH	Winter APSH	Annual APSH			Winter APSH	Annual APSH	Winter APSH	Annual APSH		
R4/114	W5/114	LD	6	32	6	32	0.0	0.0	6	32	6	32	0.0	0.0
R5/114	W6/114	LD	9	36	8	35	11.1	2.8						
R5/114	W7/114	LD	9	31	8	30	11.1	3.2	12	45	11	44	8.3	2.2
R8/114	W11/114	LD	9	34	8	33	11.1	2.9	9	34	8	33	11.1	2.9
R10/114	W12/114	LD	11	32	11	32	0.0	0.0						
R10/114	W13/114	LD	13	42	12	41	7.7	2.4	13	42	12	41	7.7	2.4
R11/114	W14/114	LD	14	44	13	43	7.1	2.3	14	44	13	43	7.1	2.3
R15/114	W19/114	LD	16	43	16	43	0.0	0.0						
R15/114	W20/114	LD	11	31	11	31	0.0	0.0	16	48	16	48	0.0	0.0
R16/114	W18/114	LD	15	39	15	39	0.0	0.0	15	39	15	39	0.0	0.0
R4/115	W5/115	LD	7	33	7	33	0.0	0.0	7	33	7	33	0.0	0.0
R5/115	W6/115	LD	13	45	12	44	7.7	2.2						
R5/115	W7/115	LD	11	40	10	39	9.1	2.5	14	52	13	51	7.1	1.9
R8/115	W11/115	LD	16	59	15	58	6.3	1.7	16	59	15	58	6.3	1.7
R10/115	W12/115	LD	12	42	12	42	0.0	0.0						



SUNLIGHT ANALYSIS

EUSTON TOWER, LONDON
EXISTING VS PROPOSED 260923__WOB

APSH

Room	Window	Room Use	Window				Winter %Loss	Annual %Loss	Room				Winter %Loss	Annual %Loss
			Existing		Proposed				Existing		Proposed			
			Winter APSH	Annual APSH	Winter APSH	Annual APSH			Winter APSH	Annual APSH	Winter APSH	Annual APSH		
R10/115	W13/115	LD	13	50	12	49	7.7	2.0	13	50	12	49	7.7	2.0
R11/115	W14/115	LD	16	54	16	54	0.0	0.0	16	54	16	54	0.0	0.0
R15/115	W19/115	LD	16	47	16	47	0.0	0.0						
R15/115	W20/115	LD	11	37	11	37	0.0	0.0	16	53	16	53	0.0	0.0
R16/115	W18/115	LD	17	43	16	42	5.9	2.3	17	43	16	42	5.9	2.3
R4/116	W4/116	LKD?	20	46	18	44	10.0	4.3						
R4/116	W5/116	LKD?	0	18	0	18	-	0.0	20	63	18	61	10.0	3.2

Schafer House, University College

R1/120	W1/120		1	13	1	13	0.0	0.0	1	13	1	13	0.0	0.0
R2/120	W2/120		1	17	1	17	0.0	0.0	1	17	1	17	0.0	0.0
R3/120	W3/120		0	15	0	15	-	0.0	0	15	0	15	-	0.0
R4/120	W4/120		2	27	2	27	0.0	0.0						
R4/120	W5/120		0	19	0	19	-	0.0	2	30	2	30	0.0	0.0
R5/120	W6/120		2	36	2	36	0.0	0.0						
R5/120	W7/120		2	38	2	38	0.0	0.0	2	38	2	38	0.0	0.0



SUNLIGHT ANALYSIS

EUSTON TOWER, LONDON
EXISTING VS PROPOSED 260923__WOB

APSH

Room	Window	Room Use	Window				Winter %Loss	Annual %Loss	Room				Winter %Loss	Annual %Loss
			Existing		Proposed				Existing		Proposed			
			Winter APSH	Annual APSH	Winter APSH	Annual APSH			Winter APSH	Annual APSH	Winter APSH	Annual APSH		
R6/120	W8/120		2	43	2	43	0.0	0.0						
R6/120	W9/120		2	46	2	46	0.0	0.0	2	46	2	46	0.0	0.0
R7/120	W10/120		4	49	4	49	0.0	0.0	4	49	4	49	0.0	0.0
R1/121	W1/121		1	18	1	18	0.0	0.0	1	18	1	18	0.0	0.0
R2/121	W2/121		1	22	1	22	0.0	0.0	1	22	1	22	0.0	0.0
R3/121	W3/121		1	21	1	21	0.0	0.0	1	21	1	21	0.0	0.0
R4/121	W4/121		3	35	3	35	0.0	0.0						
R4/121	W5/121		1	29	1	29	0.0	0.0	4	40	4	40	0.0	0.0
R5/121	W6/121		2	44	2	43	0.0	2.3						
R5/121	W7/121		3	48	3	48	0.0	0.0	3	49	3	48	0.0	2.0
R6/121	W8/121		3	52	3	52	0.0	0.0						
R6/121	W9/121		3	52	3	52	0.0	0.0	3	53	3	53	0.0	0.0
R7/121	W10/121		4	52	4	52	0.0	0.0	4	52	4	52	0.0	0.0
R1/122	W1/122		2	28	2	28	0.0	0.0	2	28	2	28	0.0	0.0
R2/122	W2/122		4	39	4	39	0.0	0.0	4	39	4	39	0.0	0.0



SUNLIGHT ANALYSIS

EUSTON TOWER, LONDON
EXISTING VS PROPOSED 260923__WOB

APSH

Room	Window	Room Use	Window				Winter %Loss	Annual %Loss	Room				Winter %Loss	Annual %Loss
			Existing		Proposed				Existing		Proposed			
			Winter APSH	Annual APSH	Winter APSH	Annual APSH			Winter APSH	Annual APSH	Winter APSH	Annual APSH		
R3/122	W3/122		5	40	5	40	0.0	0.0	5	40	5	40	0.0	0.0
R4/122	W4/122		7	51	7	51	0.0	0.0						
R4/122	W5/122		3	39	3	39	0.0	0.0	7	53	7	53	0.0	0.0
R5/122	W6/122		5	55	5	54	0.0	1.8						
R5/122	W7/122		6	57	6	56	0.0	1.8	6	57	6	56	0.0	1.8
R6/122	W8/122		7	58	7	57	0.0	1.7						
R6/122	W9/122		7	59	7	58	0.0	1.7	7	59	7	58	0.0	1.7
R7/122	W10/122		8	60	8	59	0.0	1.7	8	60	8	59	0.0	1.7
R1/123	W1/123		8	51	8	51	0.0	0.0	8	51	8	51	0.0	0.0
R2/123	W2/123		10	62	10	62	0.0	0.0	10	62	10	62	0.0	0.0
R3/123	W3/123		9	57	9	57	0.0	0.0	9	57	9	57	0.0	0.0
R4/123	W4/123		10	62	10	62	0.0	0.0						
R4/123	W5/123		8	50	8	50	0.0	0.0	10	62	10	62	0.0	0.0
R5/123	W6/123		8	60	8	59	0.0	1.7						
R5/123	W7/123		8	59	8	58	0.0	1.7	8	60	8	59	0.0	1.7
R6/123	W8/123		9	60	9	59	0.0	1.7						



SUNLIGHT ANALYSIS

EUSTON TOWER, LONDON
EXISTING VS PROPOSED 260923__WOB

APSH

Room	Window	Room Use	Window				Winter %Loss	Annual %Loss	Room				Winter %Loss	Annual %Loss
			Existing		Proposed				Existing		Proposed			
			Winter APSH	Annual APSH	Winter APSH	Annual APSH			Winter APSH	Annual APSH	Winter APSH	Annual APSH		
R6/123	W9/123		9	62	9	61	0.0	1.6	9	62	9	61	0.0	1.6
R7/123	W10/123		9	61	9	60	0.0	1.6	9	61	9	60	0.0	1.6

Triton Building

R2/1103	W2/1103	LKD	0	2	0	2	-	0.0						
R2/1103	W3/1103	LKD	0	0	0	0	-	-						
R2/1103	W4/1103	LKD	0	16	0	14	-	12.5	0	16	0	14	-	12.5
R5/1103	W7/1103	LKD	0	14	0	11	-	21.4	0	14	0	11	-	21.4
R7/1103	W9/1103	LKD	0	14	0	11	-	21.4						
R7/1103	W10/1103	LKD	0	0	0	0	-	-						
R7/1103	W11/1103	LKD	0	0	0	0	-	-	0	14	0	11	-	21.4
R2/1104	W2/1104	LKD	0	1	0	1	-	0.0						
R2/1104	W3/1104	LKD	0	4	0	4	-	0.0						
R2/1104	W4/1104	LKD	0	19	0	15	-	21.1	0	19	0	15	-	21.1
R5/1104	W7/1104	LKD	0	19	0	16	-	15.8	0	19	0	16	-	15.8
R7/1104	W9/1104	LKD	0	19	0	15	-	21.1						
R7/1104	W10/1104	LKD	0	0	0	0	-	-						
R7/1104	W11/1104	LKD	0	1	0	1	-	0.0	0	19	0	15	-	21.1



SUNLIGHT ANALYSIS

EUSTON TOWER, LONDON
EXISTING VS PROPOSED 260923__WOB

APSH

Room	Window	Room Use	Window				Winter %Loss	Annual %Loss	Room				Winter %Loss	Annual %Loss
			Existing		Proposed				Existing		Proposed			
			Winter APSH	Annual APSH	Winter APSH	Annual APSH			Winter APSH	Annual APSH	Winter APSH	Annual APSH		
R2/1105	W2/1105	LKD	0	7	0	7	-	0.0						
R2/1105	W3/1105	LKD	0	5	0	5	-	0.0						
R2/1105	W4/1105	LKD	1	26	0	21	100.0	19.2	1	26	0	21	100.0	19.2
R5/1105	W7/1105	LKD	0	25	0	21	-	16.0	0	25	0	21	-	16.0
R7/1105	W9/1105	LKD	0	25	0	19	-	24.0						
R7/1105	W10/1105	LKD	0	0	0	0	-	-						
R7/1105	W11/1105	LKD	0	0	0	0	-	-	0	25	0	19	-	24.0
R2/1106	W2/1106	LKD	0	6	0	6	-	0.0						
R2/1106	W3/1106	LKD	0	9	0	9	-	0.0						
R2/1106	W4/1106	LKD	3	34	2	29	33.3	14.7	3	34	2	29	33.3	14.7
R5/1106	W7/1106	LKD	1	28	1	24	0.0	14.3	1	28	1	24	0.0	14.3
R7/1106	W9/1106	LKD	1	30	1	23	0.0	23.3						
R7/1106	W10/1106	LKD	0	0	0	0	-	-						
R7/1106	W11/1106	LKD	0	2	0	2	-	0.0	1	30	1	23	0.0	23.3
R2/1107	W2/1107	LKD	3	21	3	21	0.0	0.0						
R2/1107	W3/1107	LKD	3	17	3	17	0.0	0.0						
R2/1107	W4/1107	LKD	6	42	5	36	16.7	14.3	7	44	6	38	14.3	13.6
R5/1107	W7/1107	LKD	3	33	3	29	0.0	12.1	3	33	3	29	0.0	12.1



SUNLIGHT ANALYSIS

EUSTON TOWER, LONDON
EXISTING VS PROPOSED 260923__WOB

APSH

Room	Window	Room Use	Window				Winter %Loss	Annual %Loss	Room				Winter %Loss	Annual %Loss
			Existing		Proposed				Existing		Proposed			
			Winter APSH	Annual APSH	Winter APSH	Annual APSH			Winter APSH	Annual APSH	Winter APSH	Annual APSH		
R7/1107	W9/1107	LKD	3	37	2	29	33.3	21.6						
R7/1107	W10/1107	LKD	0	3	0	3	-	0.0						
R7/1107	W11/1107	LKD	0	2	0	2	-	0.0	3	37	2	29	33.3	21.6
R2/1108	W3/1108	LKD	4	23	4	23	0.0	0.0						
R2/1108	W4/1108	LKD	4	27	4	27	0.0	0.0						
R2/1108	W5/1108	LKD	9	51	6	45	33.3	11.8						
R2/1108	W6/1108	LKD	10	50	6	44	40.0	12.0	10	52	6	45	40.0	13.5
R5/1108	W9/1108	LKD	6	44	3	36	50.0	18.2						
R5/1108	W10/1108	LKD	5	41	2	31	60.0	24.4						
R5/1108	W11/1108	LKD	0	3	0	3	-	0.0						
R5/1108	W12/1108	LKD	0	6	0	6	-	0.0	6	46	3	39	50.0	15.2
R2/1109	W3/1109	LKD	5	30	5	30	0.0	0.0						
R2/1109	W4/1109	LKD	6	29	6	29	0.0	0.0						
R2/1109	W5/1109	LKD	11	58	8	50	27.3	13.8						
R2/1109	W6/1109	LKD	11	54	7	46	36.4	14.8	12	60	9	53	25.0	11.7
R5/1109	W9/1109	LKD	6	47	3	38	50.0	19.1						
R5/1109	W10/1109	LKD	6	47	2	34	66.7	27.7						
R5/1109	W11/1109	LKD	1	9	1	9	0.0	0.0						
R5/1109	W12/1109	LKD	1	8	1	8	0.0	0.0	6	49	4	42	33.3	14.3
R2/1110	W3/1110	LKD	5	26	5	26	0.0	0.0						
R2/1110	W4/1110	LKD	5	30	5	30	0.0	0.0						



SUNLIGHT ANALYSIS

EUSTON TOWER, LONDON
EXISTING VS PROPOSED 260923__WOB

APSH

Room	Window	Room Use	Window				Winter %Loss	Annual %Loss	Room				Winter %Loss	Annual %Loss
			Existing		Proposed				Existing		Proposed			
			Winter APSH	Annual APSH	Winter APSH	Annual APSH			Winter APSH	Annual APSH	Winter APSH	Annual APSH		
R2/1110	W5/1110	LKD	11	59	9	52	18.2	11.9						
R2/1110	W6/1110	LKD	12	58	8	50	33.3	13.8	12	61	9	54	25.0	11.5
R5/1110	W9/1110	LKD	9	52	5	41	44.4	21.2						
R5/1110	W10/1110	LKD	8	50	4	37	50.0	26.0						
R5/1110	W11/1110	LKD	2	10	2	10	0.0	0.0						
R5/1110	W12/1110	LKD	2	13	2	13	0.0	0.0	9	54	7	46	22.2	14.8
R2/1111	W3/1111	LKD	5	30	5	30	0.0	0.0						
R2/1111	W4/1111	LKD	6	29	6	29	0.0	0.0						
R2/1111	W5/1111	LKD	11	59	9	53	18.2	10.2						
R2/1111	W6/1111	LKD	12	58	8	50	33.3	13.8	12	61	10	55	16.7	9.8
R5/1111	W9/1111	LKD	11	55	7	44	36.4	20.0						
R5/1111	W10/1111	LKD	10	55	5	41	50.0	25.5						
R5/1111	W11/1111	LKD	5	23	4	22	20.0	4.3						
R5/1111	W12/1111	LKD	5	22	5	22	0.0	0.0	11	63	10	56	9.1	11.1
R2/1112	W3/1112	LKD	5	26	5	26	0.0	0.0						
R2/1112	W4/1112	LKD	5	30	5	30	0.0	0.0						
R2/1112	W5/1112	LKD	11	61	8	52	27.3	14.8						
R2/1112	W6/1112	LKD	12	58	8	51	33.3	12.1	12	63	9	55	25.0	12.7
R5/1112	W9/1112	LKD	12	57	8	47	33.3	17.5						
R5/1112	W10/1112	LKD	10	56	5	41	50.0	26.8						
R5/1112	W11/1112	LKD	5	26	4	25	20.0	3.8						



SUNLIGHT ANALYSIS

EUSTON TOWER, LONDON
EXISTING VS PROPOSED 260923__WOB

APSH

Room	Window	Room Use	Window				Winter %Loss	Annual %Loss	Room				Winter %Loss	Annual %Loss
			Existing		Proposed				Existing		Proposed			
			Winter APSH	Annual APSH	Winter APSH	Annual APSH			Winter APSH	Annual APSH	Winter APSH	Annual APSH		
R5/1112	W12/1112	LKD	5	29	5	29	0.0	0.0	12	68	11	61	8.3	10.3
R2/1113	W3/1113	LKD	5	30	5	30	0.0	0.0						
R2/1113	W4/1113	LKD	6	29	5	28	16.7	3.4						
R2/1113	W5/1113	LKD	11	62	8	56	27.3	9.7						
R2/1113	W6/1113	LKD	12	59	8	54	33.3	8.5	12	64	8	57	33.3	10.9
R6/1113	W10/1113	LKD	12	61	7	49	41.7	19.7						
R6/1113	W11/1113	LKD	5	29	4	28	20.0	3.4						
R6/1113	W12/1113	LKD	6	30	6	30	0.0	0.0						
R6/1113	W13/1113	LKD	5	35	5	35	0.0	0.0	12	72	10	64	16.7	11.1
R2/1114	W3/1114	LKD	6	27	6	27	0.0	0.0						
R2/1114	W4/1114	LKD	5	30	5	30	0.0	0.0						
R2/1114	W5/1114	LKD	12	63	10	58	16.7	7.9						
R2/1114	W6/1114	LKD	12	61	8	55	33.3	9.8	14	66	11	60	21.4	9.1
R6/1114	W10/1114	LKD	12	62	8	50	33.3	19.4						
R6/1114	W11/1114	LKD	6	31	6	31	0.0	0.0						
R6/1114	W12/1114	LKD	6	35	6	35	0.0	0.0						
R6/1114	W13/1114	LKD	5	31	5	31	0.0	0.0	12	73	10	63	16.7	13.7
R2/1115	W3/1115	LKD	6	31	6	31	0.0	0.0						
R2/1115	W4/1115	LKD	7	30	7	30	0.0	0.0						
R2/1115	W5/1115	LKD	13	64	11	59	15.4	7.8						
R2/1115	W6/1115	LKD	14	63	10	57	28.6	9.5	14	66	12	61	14.3	7.6



SUNLIGHT ANALYSIS

EUSTON TOWER, LONDON
EXISTING VS PROPOSED 260923__WOB

APSH

Room	Window	Room Use	Window				Winter %Loss	Annual %Loss	Room				Winter %Loss	Annual %Loss
			Existing		Proposed				Existing		Proposed			
			Winter APSH	Annual APSH	Winter APSH	Annual APSH			Winter APSH	Annual APSH	Winter APSH	Annual APSH		
R6/1115	W10/1115	LKD	13	63	9	52	30.8	17.5						
R6/1115	W11/1115	LKD	7	36	7	36	0.0	0.0						
R6/1115	W12/1115	LKD	7	35	7	35	0.0	0.0						
R6/1115	W13/1115	LKD	7	39	7	39	0.0	0.0	13	75	11	67	15.4	10.7
R2/1116	W3/1116	LKD	6	27	6	27	0.0	0.0						
R2/1116	W4/1116	LKD	6	31	6	31	0.0	0.0						
R2/1116	W5/1116	LKD	14	66	12	61	14.3	7.6						
R2/1116	W6/1116	LKD	15	66	11	59	26.7	10.6	15	68	12	62	20.0	8.8
R6/1116	W10/1116	LKD	14	66	10	55	28.6	16.7						
R6/1116	W11/1116	LKD	7	36	7	36	0.0	0.0						
R6/1116	W12/1116	LKD	8	40	8	40	0.0	0.0						
R6/1116	W13/1116	LKD	8	37	8	37	0.0	0.0	14	78	12	69	14.3	11.5
R2/1117	W3/1117	LKD	6	31	6	31	0.0	0.0						
R2/1117	W4/1117	LKD	7	30	6	29	14.3	3.3						
R2/1117	W5/1117	LKD	14	67	12	61	14.3	9.0						
R2/1117	W6/1117	LKD	15	67	11	59	26.7	11.9	15	69	12	62	20.0	10.1
R6/1117	W10/1117	LKD	14	66	11	56	21.4	15.2						
R6/1117	W11/1117	LKD	8	40	7	39	12.5	2.5						
R6/1117	W12/1117	LKD	8	38	8	38	0.0	0.0						
R6/1117	W13/1117	LKD	9	43	9	43	0.0	0.0	15	80	13	72	13.3	10.0



SUNLIGHT ANALYSIS

EUSTON TOWER, LONDON
EXISTING VS PROPOSED 260923__WOB

APSH

Room	Window	Room Use	Window				Winter %Loss	Annual %Loss	Room				Winter %Loss	Annual %Loss
			Existing		Proposed				Existing		Proposed			
			Winter APSH	Annual APSH	Winter APSH	Annual APSH			Winter APSH	Annual APSH	Winter APSH	Annual APSH		
R2/1118	W3/1118	LKD	6	27	6	27	0.0	0.0						
R2/1118	W4/1118	LKD	6	31	6	31	0.0	0.0						
R2/1118	W5/1118	LKD	16	70	13	64	18.8	8.6						
R2/1118	W6/1118	LKD	17	70	13	63	23.5	10.0	17	72	13	65	23.5	9.7
R6/1118	W10/1118	LKD	16	70	12	60	25.0	14.3						
R6/1118	W11/1118	LKD	10	40	10	40	0.0	0.0						
R6/1118	W12/1118	LKD	10	43	10	43	0.0	0.0						
R6/1118	W13/1118	LKD	11	41	11	41	0.0	0.0	17	83	15	75	11.8	9.6
R1/1119	W1/1119	LKD	6	32	6	32	0.0	0.0						
R1/1119	W2/1119	LKD	6	29	6	29	0.0	0.0						
R1/1119	W3/1119	LKD	6	32	6	32	0.0	0.0						
R1/1119	W4/1119	LKD	6	30	6	30	0.0	0.0						
R1/1119	W5/1119	LKD	16	70	14	65	12.5	7.1						
R1/1119	W6/1119	LKD	17	70	13	63	23.5	10.0	17	72	14	66	17.6	8.3
R1/1120	W1/1120	LKD	7	29	7	29	0.0	0.0						
R1/1120	W2/1120	LKD	6	32	6	32	0.0	0.0						
R1/1120	W3/1120	LKD	7	29	7	29	0.0	0.0						
R1/1120	W4/1120	LKD	6	31	6	31	0.0	0.0						
R1/1120	W5/1120	LKD	18	72	16	68	11.1	5.6						
R1/1120	W6/1120	LKD	19	72	15	66	21.1	8.3	19	74	17	70	10.5	5.4
R1/1121	W1/1121	LKD	6	32	6	32	0.0	0.0						
R1/1121	W2/1121	LKD	7	31	7	31	0.0	0.0						



SUNLIGHT ANALYSIS

EUSTON TOWER, LONDON
EXISTING VS PROPOSED 260923__WOB

APSH

Room	Window	Room Use	Window				Winter %Loss	Annual %Loss	Room				Winter %Loss	Annual %Loss
			Existing		Proposed				Existing		Proposed			
			Winter APSH	Annual APSH	Winter APSH	Annual APSH			Winter APSH	Annual APSH	Winter APSH	Annual APSH		
R1/1121	W3/1121	LKD	6	32	6	32	0.0	0.0						
R1/1121	W4/1121	LKD	7	32	7	32	0.0	0.0						
R1/1121	W5/1121	LKD	19	74	17	70	10.5	5.4						
R1/1121	W6/1121	LKD	20	74	16	68	20.0	8.1	20	76	18	72	10.0	5.3
R1/1122	W1/1122	LIVINGROOM	6	26	6	26	0.0	0.0						
R1/1122	W2/1122	LIVINGROOM	6	31	6	31	0.0	0.0						
R1/1122	W3/1122	LIVINGROOM	6	26	6	26	0.0	0.0						
R1/1122	W4/1122	LIVINGROOM	6	31	6	31	0.0	0.0						
R1/1122	W5/1122	LIVINGROOM	19	74	17	70	10.5	5.4						
R1/1122	W6/1122	LIVINGROOM	20	74	16	68	20.0	8.1	20	76	17	71	15.0	6.6
R2/1122	W7/1122	LIVINGROOM	17	58	14	52	17.6	10.3						
R2/1122	W8/1122	LIVINGROOM	12	51	11	48	8.3	5.9	17	67	16	63	5.9	6.0
R3/1122	W9/1122	DINING	21	75	17	67	19.0	10.7						
R3/1122	W10/1122	DINING	21	76	18	67	14.3	11.8						
R3/1122	W11/1122	DINING	15	43	15	43	0.0	0.0						
R3/1122	W12/1122	DINING	15	48	15	47	0.0	2.1	21	88	20	83	4.8	5.7
R1/1124	W1/1124	LIVINGROOM	6	26	6	26	0.0	0.0						
R1/1124	W2/1124	LIVINGROOM	6	26	6	26	0.0	0.0						
R1/1124	W3/1124	LIVINGROOM	6	26	6	26	0.0	0.0						
R1/1124	W4/1124	LIVINGROOM	8	26	7	25	12.5	3.8						
R1/1124	W5/1124	LIVINGROOM	19	75	17	70	10.5	6.7						
R1/1124	W6/1124	LIVINGROOM	20	77	16	69	20.0	10.4	20	78	18	73	10.0	6.4



SUNLIGHT ANALYSIS

EUSTON TOWER, LONDON
EXISTING VS PROPOSED 260923__WOB

APSH

Room	Window	Room Use	Window				Winter %Loss	Annual %Loss	Room				Winter %Loss	Annual %Loss
			Existing		Proposed				Existing		Proposed			
			Winter APSH	Annual APSH	Winter APSH	Annual APSH			Winter APSH	Annual APSH	Winter APSH	Annual APSH		
R2/1124	W7/1124	LIVINGROOM	17	58	15	53	11.8	8.6						
R2/1124	W8/1124	LIVINGROOM	12	53	10	49	16.7	7.5	17	67	15	62	11.8	7.5
R3/1124	W9/1124	DINING	21	77	17	70	19.0	9.1						
R3/1124	W10/1124	DINING	21	76	18	71	14.3	6.6						
R3/1124	W11/1124	DINING	15	52	15	52	0.0	0.0						
R3/1124	W12/1124	DINING	15	52	15	51	0.0	1.9	21	89	20	87	4.8	2.2

40-60 Hampstead Road

R1/241	W1/241	ASSUMED	6	21	6	19	0.0	9.5	6	21	6	19	0.0	9.5
R2/241	W2/241	ASSUMED	3	10	2	8	33.3	20.0	3	10	2	8	33.3	20.0
R3/241	W3/241	ASSUMED	0	5	0	4	-	20.0	0	5	0	4	-	20.0
R4/241	W4/241	ASSUMED	0	4	0	4	-	0.0	0	4	0	4	-	0.0
R5/241	W5/241	ASSUMED	0	4	0	4	-	0.0	0	4	0	4	-	0.0
R7/241	W17/241	ASSUMED	3	18	2	14	33.3	22.2	3	18	2	14	33.3	22.2
R8/241	W16/241	ASSUMED	2	16	2	15	0.0	6.3	2	16	2	15	0.0	6.3
R9/241	W15/241	ASSUMED	0	7	0	6	-	14.3	0	7	0	6	-	14.3



SUNLIGHT ANALYSIS

EUSTON TOWER, LONDON
EXISTING VS PROPOSED 260923__WOB

APSH

Room	Window	Room Use	Window				Winter %Loss	Annual %Loss	Room				Winter %Loss	Annual %Loss
			Existing		Proposed				Existing		Proposed			
			Winter APSH	Annual APSH	Winter APSH	Annual APSH			Winter APSH	Annual APSH	Winter APSH	Annual APSH		
R10/241	W14/241	ASSUMED	3	18	3	17	0.0	5.6	3	18	3	17	0.0	5.6
R11/241	W13/241	ASSUMED	4	17	3	15	25.0	11.8	4	17	3	15	25.0	11.8
R12/241	W12/241	ASSUMED	0	9	0	7	-	22.2	0	9	0	7	-	22.2
R13/241	W11/241	ASSUMED	5	18	3	13	40.0	27.8	5	18	3	13	40.0	27.8
R14/241	W10/241	ASSUMED	4	17	2	13	50.0	23.5	4	17	2	13	50.0	23.5
R15/241	W9/241	ASSUMED	0	6	0	6	-	0.0	0	6	0	6	-	0.0
R16/241	W6/241	ASSUMED	10	26	8	21	20.0	19.2	10	26	8	21	20.0	19.2
R17/241	W8/241	ASSUMED	9	24	7	19	22.2	20.8	9	24	7	19	22.2	20.8
R18/241	W7/241	ASSUMED	1	15	1	13	0.0	13.3	1	15	1	13	0.0	13.3
R1/242	W1/242	ASSUMED	6	23	6	21	0.0	8.7	6	23	6	21	0.0	8.7
R2/242	W2/242	ASSUMED	3	11	2	9	33.3	18.2	3	11	2	9	33.3	18.2
R3/242	W3/242	ASSUMED	0	7	0	6	-	14.3	0	7	0	6	-	14.3
R4/242	W4/242	ASSUMED	0	5	0	5	-	0.0	0	5	0	5	-	0.0



SUNLIGHT ANALYSIS

EUSTON TOWER, LONDON
EXISTING VS PROPOSED 260923__WOB

APSH

Room	Window	Room Use	Window				Winter %Loss	Annual %Loss	Room				Winter %Loss	Annual %Loss
			Existing		Proposed				Existing		Proposed			
			Winter APSH	Annual APSH	Winter APSH	Annual APSH			Winter APSH	Annual APSH	Winter APSH	Annual APSH		
R5/242	W5/242	ASSUMED	0	9	0	9	-	0.0	0	9	0	9	-	0.0
R6/242	W18/242	ASSUMED	8	23	7	20	12.5	13.0	8	23	7	20	12.5	13.0
R8/242	W14/242	ASSUMED	0	0	0	0	-	-	0	0	0	0	-	-
R9/242	W13/242	ASSUMED	0	0	0	0	-	-	0	0	0	0	-	-
R11/242	W17/242	ASSUMED	8	22	6	18	25.0	18.2	8	22	6	18	25.0	18.2
R12/242	W16/242	ASSUMED	5	18	3	15	40.0	16.7	5	18	3	15	40.0	16.7
R14/242	W11/242	ASSUMED	0	1	0	1	-	0.0	0	1	0	1	-	0.0
R15/242	W12/242	ASSUMED	0	2	0	2	-	0.0	0	2	0	2	-	0.0
R17/242	W15/242	ASSUMED	6	19	6	17	0.0	10.5	6	19	6	17	0.0	10.5
R1/243	W1/243	ASSUMED	6	25	6	24	0.0	4.0	6	25	6	24	0.0	4.0
R2/243	W2/243	ASSUMED	3	15	2	13	33.3	13.3	3	15	2	13	33.3	13.3
R3/243	W3/243	ASSUMED	0	7	0	7	-	0.0	0	7	0	7	-	0.0
R4/243	W4/243	ASSUMED	0	6	0	6	-	0.0	0	6	0	6	-	0.0



SUNLIGHT ANALYSIS

EUSTON TOWER, LONDON
EXISTING VS PROPOSED 260923__WOB

APSH

Room	Window	Room Use	Window				Winter %Loss	Annual %Loss	Room				Winter %Loss	Annual %Loss
			Existing		Proposed				Existing		Proposed			
			Winter APSH	Annual APSH	Winter APSH	Annual APSH			Winter APSH	Annual APSH	Winter APSH	Annual APSH		
R5/243	W5/243	ASSUMED	0	22	0	22	-	0.0	0	22	0	22	-	0.0
R6/243	W13/243	ASSUMED	6	14	5	13	16.7	7.1	6	14	5	13	16.7	7.1
R9/243	W11/243	ASSUMED	4	12	3	11	25.0	8.3	4	12	3	11	25.0	8.3
R10/243	W12/243	ASSUMED	2	9	1	7	50.0	22.2	2	9	1	7	50.0	22.2
R13/243	W10/243	ASSUMED	1	10	1	9	0.0	10.0	1	10	1	9	0.0	10.0
R1/244	W1/244	ASSUMED	6	29	6	27	0.0	6.9	6	29	6	27	0.0	6.9
R2/244	W2/244	ASSUMED	3	19	2	17	33.3	10.5	3	19	2	17	33.3	10.5
R3/244	W3/244	ASSUMED	0	14	0	14	-	0.0	0	14	0	14	-	0.0
R4/244	W4/244	ASSUMED	0	7	0	7	-	0.0	0	7	0	7	-	0.0
R5/244	W5/244	ASSUMED	1	31	1	31	0.0	0.0	1	31	1	31	0.0	0.0
R7/244	W13/244	ASSUMED	9	27	8	24	11.1	11.1	9	27	8	24	11.1	11.1
R9/244	W12/244	ASSUMED	7	26	5	22	28.6	15.4	7	26	5	22	28.6	15.4
R10/244	W11/244	ASSUMED	11	32	9	27	18.2	15.6	11	32	9	27	18.2	15.6



SUNLIGHT ANALYSIS

EUSTON TOWER, LONDON
EXISTING VS PROPOSED 260923__WOB

APSH

Room	Window	Room Use	Window				Winter %Loss	Annual %Loss	Room				Winter %Loss	Annual %Loss
			Existing		Proposed				Existing		Proposed			
			Winter APSH	Annual APSH	Winter APSH	Annual APSH			Winter APSH	Annual APSH	Winter APSH	Annual APSH		
R13/244	W10/244	ASSUMED	5	25	5	23	0.0	8.0	5	25	5	23	0.0	8.0
R1/245	W1/245	ASSUMED	6	29	6	26	0.0	10.3	6	29	6	26	0.0	10.3
R2/245	W2/245	ASSUMED	3	24	2	22	33.3	8.3	3	24	2	22	33.3	8.3
R3/245	W3/245	ASSUMED	0	19	0	18	-	5.3	0	19	0	18	-	5.3
R4/245	W4/245	ASSUMED	0	7	0	7	-	0.0	0	7	0	7	-	0.0
R5/245	W5/245	ASSUMED	2	34	2	34	0.0	0.0	2	34	2	34	0.0	0.0
R6/245	W6/245	ASSUMED	10	30	8	25	20.0	16.7						
R6/245	W7/245	ASSUMED	0	2	0	2	-	0.0	10	30	8	25	20.0	16.7
R1/246	W1/246	ASSUMED	0	7	0	7	-	0.0						
R1/246	W2/246	ASSUMED	11	36	11	34	0.0	5.6	11	37	11	35	0.0	5.4
R2/246	W3/246	ASSUMED	9	31	8	29	11.1	6.5	9	31	8	29	11.1	6.5
R3/246	W4/246	ASSUMED	2	25	2	24	0.0	4.0	2	25	2	24	0.0	4.0
R4/246	W5/246	ASSUMED	1	19	1	19	0.0	0.0	1	19	1	19	0.0	0.0
R5/246	W6/246	ASSUMED	6	43	6	43	0.0	0.0	6	43	6	43	0.0	0.0



SUNLIGHT ANALYSIS

EUSTON TOWER, LONDON
EXISTING VS PROPOSED 260923__WOB

APSH

Room	Window	Room Use	Window				Winter %Loss	Annual %Loss	Room				Winter %Loss	Annual %Loss
			Existing		Proposed				Existing		Proposed			
			Winter APSH	Annual APSH	Winter APSH	Annual APSH			Winter APSH	Annual APSH	Winter APSH	Annual APSH		

R1/247	W1/247	ASSUMED	9	32	9	32	0.0	0.0	9	32	9	32	0.0	0.0
--------	--------	---------	---	----	---	----	-----	-----	---	----	---	----	-----	-----

1-6 Tolmers Square

R1/10	W1/10	ASSUMED_LIVINGROOM	1	27	1	25	0.0	7.4						
R1/10	W2/10	ASSUMED_LIVINGROOM	1	27	1	25	0.0	7.4						
R1/10	W3/10	ASSUMED_LIVINGROOM	1	30	1	28	0.0	6.7						
R1/10	W4/10	ASSUMED_LIVINGROOM	1	27	1	25	0.0	7.4	1	31	1	29	0.0	6.5
R2/10	W5/10	ASSUMED_LIVINGROOM	3	35	3	33	0.0	5.7						
R2/10	W6/10	ASSUMED_LIVINGROOM	5	34	5	32	0.0	5.9						
R2/10	W7/10	ASSUMED_LIVINGROOM	3	36	3	34	0.0	5.6						
R2/10	W8/10	ASSUMED_LIVINGROOM	6	35	6	33	0.0	5.7	6	39	6	37	0.0	5.1
R3/10	W9/10	ASSUMED_LIVINGROOM	5	38	5	35	0.0	7.9						
R3/10	W10/10	ASSUMED_LIVINGROOM	6	36	5	32	16.7	11.1						
R3/10	W11/10	ASSUMED_LIVINGROOM	5	40	5	38	0.0	5.0						
R3/10	W12/10	ASSUMED_LIVINGROOM	6	37	5	33	16.7	10.8	6	41	5	38	16.7	7.3
R4/10	W13/10	ASSUMED	9	42	9	42	0.0	0.0	9	42	9	42	0.0	0.0
R5/10	W14/10	ASSUMED_LIVINGROOM	8	39	8	39	0.0	0.0						
R5/10	W15/10	ASSUMED_LIVINGROOM	8	37	8	37	0.0	0.0						
R5/10	W16/10	ASSUMED_LIVINGROOM	9	41	9	40	0.0	2.4						
R5/10	W17/10	ASSUMED_LIVINGROOM	8	38	8	37	0.0	2.6	9	43	9	43	0.0	0.0



SUNLIGHT ANALYSIS

EUSTON TOWER, LONDON
EXISTING VS PROPOSED 260923__WOB

APSH

Room	Window	Room Use	Window				Winter %Loss	Annual %Loss	Room				Winter %Loss	Annual %Loss
			Existing		Proposed				Existing		Proposed			
			Winter APSH	Annual APSH	Winter APSH	Annual APSH			Winter APSH	Annual APSH	Winter APSH	Annual APSH		
R6/10	W18/10	ASSUMED_LIVINGROOM	10	43	10	40	0.0	7.0	10	43	10	40	0.0	7.0
R7/10	W19/10	ASSUMED_LIVINGROOM	11	42	11	41	0.0	2.4	11	42	11	41	0.0	2.4
R8/10	W20/10	ASSUMED_LIVINGROOM	12	39	12	38	0.0	2.6	12	39	12	38	0.0	2.6
R9/10	W21/10	ASSUMED	12	42	12	41	0.0	2.4	12	42	12	41	0.0	2.4
R10/10	W22/10	ASSUMED	11	45	11	45	0.0	0.0	11	45	11	45	0.0	0.0
R1/12	W1/12	RECEPTION	0	18	0	18	-	0.0						
R1/12	W2/12	RECEPTION	6	50	6	50	0.0	0.0						
R1/12	W3/12	RECEPTION	4	29	4	29	0.0	0.0						
R1/12	W4/12	RECEPTION	4	37	4	36	0.0	2.7						
R1/12	W5/12	RECEPTION	0	6	0	5	-	16.7						
R1/12	W6/12	RECEPTION	8	42	7	39	12.5	7.1	9	62	9	61	0.0	1.6
R2/12	W7/12	RECEPTION	7	32	6	30	14.3	6.3						
R2/12	W8/12	RECEPTION	1	1	1	1	0.0	0.0						
R2/12	W9/12	RECEPTION	8	36	8	34	0.0	5.6	9	37	8	35	11.1	5.4
R3/12	W10/12	RECEPTION	9	38	8	34	11.1	10.5						
R3/12	W11/12	RECEPTION	1	6	1	6	0.0	0.0						
R3/12	W12/12	RECEPTION	10	37	9	35	10.0	5.4	10	40	9	38	10.0	5.0



SUNLIGHT ANALYSIS

EUSTON TOWER, LONDON
EXISTING VS PROPOSED 260923__WOB

APSH

Room	Window	Room Use	Window				Winter %Loss	Annual %Loss	Room				Winter %Loss	Annual %Loss
			Existing		Proposed				Existing		Proposed			
			Winter APSH	Annual APSH	Winter APSH	Annual APSH			Winter APSH	Annual APSH	Winter APSH	Annual APSH		
R4/12	W13/12	RECEPTION	8	35	8	34	0.0	2.9						
R4/12	W14/12	RECEPTION	1	1	1	1	0.0	0.0						
R4/12	W15/12	RECEPTION	9	38	9	38	0.0	0.0	9	39	9	38	0.0	2.6
R5/12	W16/12	RECEPTION	11	40	10	39	9.1	2.5						
R5/12	W17/12	RECEPTION	0	3	0	3	-	0.0						
R5/12	W18/12	RECEPTION	11	36	10	34	9.1	5.6	11	40	10	39	9.1	2.5
R6/12	W19/12	ASSUMED	1	18	1	16	0.0	11.1	1	18	1	16	0.0	11.1
R7/12	W20/12	RECEPTION	10	36	10	34	0.0	5.6						
R7/12	W21/12	RECEPTION	3	3	3	3	0.0	0.0						
R7/12	W22/12	RECEPTION	11	40	11	37	0.0	7.5	11	41	11	38	0.0	7.3
R8/12	W23/12	RECEPTION	11	39	11	38	0.0	2.6						
R8/12	W24/12	RECEPTION	0	6	0	6	-	0.0						
R8/12	W25/12	RECEPTION	11	36	11	35	0.0	2.8	11	39	11	38	0.0	2.6
R9/12	W26/12	RECEPTION	11	34	11	33	0.0	2.9						
R9/12	W27/12	RECEPTION	4	4	4	4	0.0	0.0						
R9/12	W28/12	RECEPTION	12	38	12	37	0.0	2.6	12	38	12	37	0.0	2.6
R10/12	W29/12	RECEPTION	5	6	5	6	0.0	0.0						
R10/12	W30/12	RECEPTION	15	52	15	51	0.0	1.9	15	52	15	51	0.0	1.9
R11/12	W31/12	RECEPTION	16	54	16	53	0.0	1.9						



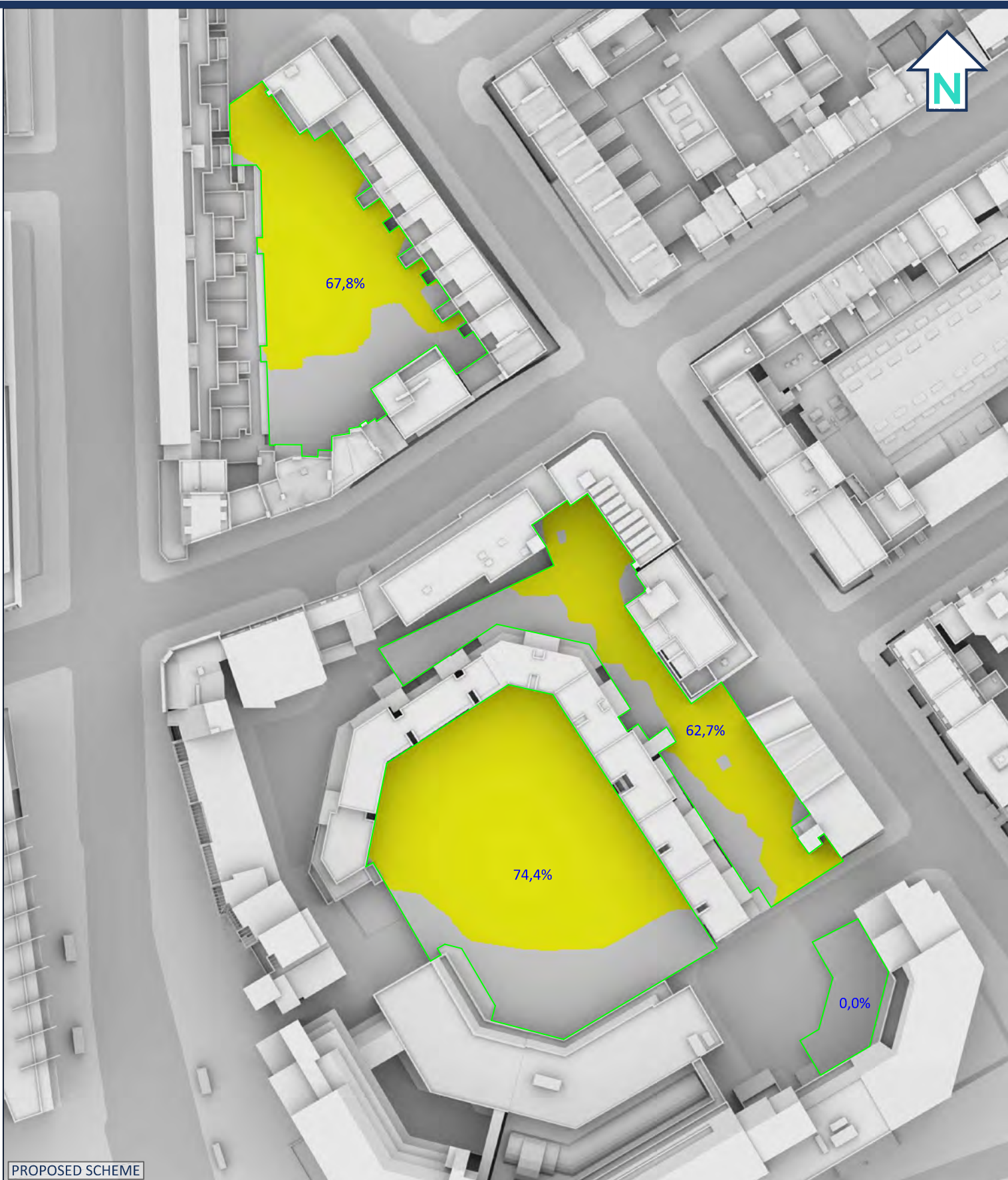
SUNLIGHT ANALYSIS

EUSTON TOWER, LONDON
EXISTING VS PROPOSED 260923__WOB

APSH

Room	Window	Room Use	Window				Winter %Loss	Annual %Loss	Room				Winter %Loss	Annual %Loss
			Existing		Proposed				Existing		Proposed			
			Winter APSH	Annual APSH	Winter APSH	Annual APSH			Winter APSH	Annual APSH	Winter APSH	Annual APSH		
R11/12	W32/12	RECEPTION	9	9	9	9	0.0	0.0	16	54	16	53	0.0	1.9
R11/13	W11/13	ASSUMED	0	23	0	21	-	8.7	0	23	0	21	-	8.7

Appendix 4: Sun on Ground (Overshadowing) Results



EXISTING SCHEME

PROPOSED SCHEME

Sources: Plowman Craven
 Point Cloud Data
 Point 2
 Site Photos

 Local Planning Authority

 3XN.dk
 Proposed Info (received 26/09/2023)
 EST-3XN-IN-XX-M3-A-SKETCH.rvt

Key:

- Area analysed
- Area with more than 2 hours of direct sunlight
- Area with less than 2 hours of direct sunlight

50% Percentage of area with more than 2 hours of direct sunlight

Project: Euston Tower,
 London

Title: BRE 2hr Sunlight Test - March 21st
 Existing vs Proposed Scheme received 26/09/23

Scheme Confirmed: -

Date: -

Drawn By:
 EVJ/CJ/JH/RM

Scale:
 1:850 @ A3

Date:
 OCT 23

Dwg No:
P2193/SHA/08

Rel:
12



